



**MENTERI PERHUBUNGAN
REPUBLIK INDONESIA**

**PERATURAN MENTERI PERHUBUNGAN REPUBLIK INDONESIA
NOMOR PM 38 TAHUN 2016
TENTANG
TARIF BATAS ATAS ANGKUTAN PENUMPANG LAUT
DALAM NEGERI KELAS EKONOMI**

DENGAN RAHMAT TUHAN YANG MAHA ESA

MENTERI PERHUBUNGAN REPUBLIK INDONESIA,

- Menimbang : a. bahwa sesuai amanat Pasal 171 ayat (2) Peraturan Pemerintah Nomor 20 Tahun 2010 tentang Angkutan di Perairan sebagaimana telah diubah dengan Peraturan Pemerintah Nomor 22 Tahun 2011, perlu diatur ketentuan mengenai Tarif Batas Atas Angkutan Penumpang Laut Dalam Negeri Kelas Ekonomi;
- b. bahwa dalam rangka penyelenggaraan angkutan penumpang laut dalam negeri dalam 1 (satu) rangkaian jaringan trayek pelayaran antarwilayah provinsi perlu ditetapkan tarif batas atas oleh Menteri Perhubungan;
- c. bahwa berdasarkan penyesuaian harga bahan bakar minyak sesuai Keputusan Menteri Energi dan Sumber Daya Mineral Nomor 4738K/12/MEM/2016 tanggal 30 Maret 2016 tentang Harga Jual Eceran Jenis Bahan Bakar Minyak tertentu dan Jenis Bahan Bakar Minyak Khusus Penugasan, perlu dilakukan evaluasi terhadap tarif angkutan penumpang laut dalam negeri kelas ekonomi;

- d. bahwa berdasarkan pertimbangan sebagaimana dimaksud dalam huruf a, huruf b, dan huruf c, perlu menetapkan Peraturan Menteri Perhubungan tentang Tarif Batas Atas Angkutan Penumpang Laut Dalam Negeri Kelas Ekonomi;

Mengingat : 1. Undang-Undang Nomor 17 Tahun 2008 tentang Pelayaran (Lembaran Negara Republik Indonesia Tahun 2008 Nomor 64, Tambahan Lembaran Negara Republik Indonesia Nomor 4849);

2. Peraturan Pemerintah Nomor 61 Tahun 2009 tentang Kepelabuhanan (Lembaran Negara Republik Indonesia Tahun 2009 Nomor 151, Tambahan Lembaran Negara Republik Indonesia Nomor 5070) sebagaimana telah diubah dengan Peraturan Pemerintah Nomor 64 Tahun 2015 (Lembaran Negara Republik Indonesia Tahun 2015 Nomor 193, Tambahan Lembaran Negara Republik Indonesia Nomor 5731);

3. Peraturan Pemerintah Nomor 20 Tahun 2010 tentang Angkutan di Perairan (Lembaran Negara Republik Indonesia Tahun 2010 Nomor 26, Tambahan Lembaran Negara Republik Indonesia Nomor 5108) sebagaimana telah diubah dengan Peraturan Pemerintah Nomor 22 Tahun 2011 (Lembaran Negara Republik Indonesia Tahun 2011 Nomor 43, Tambahan Lembaran Negara Republik Indonesia Nomor 5208);

4. Peraturan Presiden Nomor 7 Tahun 2015 tentang Organisasi Kementerian Negara (Lembaran Negara Republik Indonesia Tahun 2015 Nomor 8);

5. Peraturan Presiden Nomor 40 Tahun 2015 tentang Kementerian Perhubungan (Lembaran Negara Republik Indonesia Tahun 2015 Nomor 75);

6. Peraturan Menteri Perhubungan Nomor KM 57 Tahun 2006 tentang Mekanisme Penetapan dan Formulasi Perhitungan Tarif Angkutan Penumpang Laut Dalam Negeri;
7. Peraturan Menteri Perhubungan Nomor PM 93 Tahun 2013 tentang Penyelenggaraan dan Pengusahaan Angkutan Laut (Berita Negara Republik Indonesia Tahun 2013 Nomor 1523);
8. Peraturan Menteri Perhubungan Nomor PM 189 Tahun 2015 tentang Organisasi dan Tata Kerja Kementerian Perhubungan (Berita Negara Republik Indonesia Tahun 2015 Nomor 1844);

MEMUTUSKAN:

Menetapkan : PERATURAN MENTERI PERHUBUNGAN TENTANG TARIF BATAS ATAS ANGKUTAN PENUMPANG LAUT DALAM NEGERI KELAS EKONOMI.

BAB I

KETENTUAN UMUM

Pasal 1

Dalam Peraturan Menteri ini yang dimaksud dengan:

1. Tarif Angkutan Penumpang Laut Dalam Negeri adalah harga jasa angkutan yang harus dibayar oleh pengguna jasa pada suatu trayek angkutan penumpang laut dalam negeri.
2. Trayek Tetap dan Teratur (*Liner*) adalah pelayanan angkutan yang dilakukan secara tetap dan teratur dengan berjadwal dan menyebutkan pelabuhan singgah.

3. Menteri adalah Menteri Perhubungan.
4. Direktur Jenderal adalah Direktur Jenderal Perhubungan Laut.

BAB II

TARIF BATAS ATAS ANGKUTAN PENUMPANG LAUT DALAM NEGERI

Pasal 2

- (1) Tarif batas atas angkutan penumpang laut dalam negeri kelas ekonomi untuk penumpang dewasa serta trayek yang dilalui, ditetapkan sebagaimana tercantum dalam Lampiran Peraturan ini.
- (2) Tarif angkutan penumpang laut dalam negeri kelas ekonomi untuk anak dan bayi ditetapkan sebagai berikut:
 - a. anak berumur di atas 23 (dua puluh tiga) bulan sampai dengan 11 (sebelas) tahun, dikenakan tarif sebesar 75% (tujuh puluh lima persen) dari tarif penumpang dewasa;
 - b. bayi berumur sampai dengan 23 (dua puluh tiga) bulan, dikenakan tarif sebesar 10 % (sepuluh persen) dari tarif penumpang dewasa.
- (3) Tarif sebagaimana dimaksud pada ayat (1) dan ayat (2):
 - a. sudah termasuk biaya makan dan minum, biaya embarkasi/debarkasi, biaya pelayanan lainnya untuk penumpang di kapal berupa hiburan/rekreasi dan penyediaan air mandi;
 - b. belum termasuk iuran wajib dan pertanggungan wajib kecelakaan penumpang dari PT. Asuransi Kerugian Jasa Raharja serta asuransi tambahan lainnya yang dilaksanakan secara sukarela dan pungutan pelabuhan yang berlaku bagi setiap penumpang yang masuk pelabuhan keberangkatan dan biaya *reede transport* di pelabuhan yang menggunakan *reede transport*.

- (4) Pemberian diskon atau pengurangan atas tarif batas atas angkutan penumpang laut dalam negeri kelas ekonomi untuk penumpang orang lanjut usia, anggota/cacat veteran, Pegawai Negeri Sipil, TNI, Polri, mahasiswa/pelajar, dan lain-lainnya ditetapkan oleh perusahaan angkutan laut yang menyelenggarakan angkutan penumpang laut dalam negeri dengan mengacu kepada ketentuan peraturan perundang-undangan dan kebijakan Nasional yang telah ditetapkan.

Pasal 3

Perusahaan angkutan laut yang menyelenggarakan angkutan penumpang laut dalam negeri kelas ekonomi pada trayek yang tarifnya belum ditetapkan dalam Lampiran Peraturan ini, wajib mengajukan usulan tarif untuk trayek-trayek yang akan dilayani, kepada Menteri melalui Direktur Jenderal untuk penetapan.

Pasal 4

Setiap jenis pungutan kepada penumpang yang akan dikaitkan dengan tarif angkutan penumpang laut dalam negeri kelas ekonomi harus terlebih dahulu mendapat persetujuan dari Menteri.

BAB III

KETENTUAN LAIN-LAIN

Pasal 5

- (1) Untuk kegiatan angkutan penumpang laut dalam negeri kelas ekonomi yang telah dilaksanakan oleh Perusahaan Pelayaran Nasional periode 1 Januari 2016 sampai dengan 30 April 2016 berlaku ketentuan tarif sebagaimana tercantum dalam Lampiran I yang merupakan bagian tidak terpisahkan dari Peraturan Menteri ini.

- (2) Untuk kegiatan angkutan penumpang laut dalam negeri kelas ekonomi yang dilaksanakan oleh Perusahaan Pelayaran Nasional sejak tanggal 1 Mei 2016 berlaku ketentuan tarif sebagaimana tercantum dalam Lampiran II yang merupakan bagian tidak terpisahkan dari Peraturan Menteri ini.

BAB IV KETENTUAN PENUTUP

Pasal 6

Direktur Jenderal melaksanakan pembinaan dan pengawasan teknis terhadap pelaksanaan Peraturan Menteri ini.

Pasal 7

Pada saat Peraturan ini mulai berlaku, Peraturan Menteri Perhubungan Nomor PM 16 Tahun 2014 tentang Tarif Batas Atas Angkutan Penumpang Laut Kelas Ekonomi Dalam Negeri (Berita Negara Republik Indonesia Tahun 2014 Nomor 538) sebagaimana yang telah diubah dengan Peraturan Menteri Perhubungan Nomor PM 170 Tahun 2015 (Berita Negara Republik Indonesia Tahun 2015 Nomor 1641), dicabut dan dinyatakan tidak berlaku.

Pasal 8

Peraturan Menteri ini mulai berlaku terhitung sejak tanggal 1 Mei 2016.

Agar setiap orang mengetahuinya, memerintahkan pengundangan Peraturan Menteri ini dengan penempatannya dalam Berita Negara Republik Indonesia.

Ditetapkan di Jakarta
pada tanggal 1 April 2016

MENTERI PERHUBUNGAN
REPUBLIK INDONESIA,

ttd.

IGNASIUS JONAN

Diundangkan di Jakarta
pada tanggal 4 April 2016


DIREKTUR JENDERAL
PERATURAN PERUNDANG-UNDANGAN
KEMENTERIAN HUKUM DAN HAK ASASI MANUSIA
REPUBLIK INDONESIA,

ttd.

WIDODO EKATJAHJANA

BERITA NEGARA REPUBLIK INDONESIA TAHUN 2016 NOMOR 511

Salinan sesuai dengan aslinya
KEPALA BIRO HUKUM,



SRI LESTARI RAHAYU
Pembina Utama Muda (IV/c)
NIP. 19620620 198903 2 001

Agar setiap orang mengetahuinya, memerintahkan pengundangan Peraturan Menteri ini dengan penempatannya dalam Berita Negara Republik Indonesia.

Ditetapkan di Jakarta
pada tanggal 1 April 2016

MENTERI PERHUBUNGAN
REPUBLIK INDONESIA,

ttd.

IGNASIUS JONAN

Diundangkan di Jakarta
pada tanggal 4 April 2016

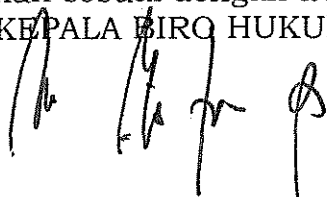
DIREKTUR JENDERAL
PERATURAN PERUNDANG-UNDANGAN
KEMENTERIAN HUKUM DAN HAK ASASI MANUSIA
REPUBLIK INDONESIA,

ttd.

WIDODO EKATJAHJANA

BERITA NEGARA REPUBLIK INDONESIA TAHUN 2016 NOMOR 511

Salinan sesuai dengan aslinya
KEPALA BIRO HUKUM,



SRI LESTARI RAHAYU
Pembina Utama Muda (IV/c)
NIP. 19620620 198903 2 001

Agar setiap orang mengetahuinya, memerintahkan pengundangan Peraturan Menteri ini dengan penempatannya dalam Berita Negara Republik Indonesia.

Ditetapkan di Jakarta
pada tanggal 1 April 2016

MENTERI PERHUBUNGAN
REPUBLIK INDONESIA,

ttd.

IGNASIUS JONAN

Diundangkan di Jakarta
pada tanggal 4 April 2016


DIREKTUR JENDERAL
PERATURAN PERUNDANG-UNDANGAN
KEMENTERIAN HUKUM DAN HAK ASASI MANUSIA
REPUBLIK INDONESIA,

ttd.

WIDODO EKATJAHJANA

BERITA NEGARA REPUBLIK INDONESIA TAHUN 2016 NOMOR 511

Salinan sesuai dengan aslinya
KEPALA BIRO HUKUM,



SRI LESTARI RAHAYU
Pembina Utama Muda (IV/c)
NIP. 19620620 198903 2 001

Agar setiap orang mengetahuinya, memerintahkan pengundangan Peraturan Menteri ini dengan penempatannya dalam Berita Negara Republik Indonesia.

Ditetapkan di Jakarta
pada tanggal 1 April 2016


MENTERI PERHUBUNGAN
REPUBLIK INDONESIA,



IGNASIUS JONAN

Diundangkan di Jakarta
pada tanggal 4 April 2016

DIREKTUR JENDERAL
PERATURAN PERUNDANG-UNDANGAN
KEMENTERIAN HUKUM DAN HAK ASASI MANUSIA
REPUBLIK INDONESIA,




WIDODO ERATJAHJANA

BERITA NEGARA REPUBLIK INDONESIA TAHUN 2016 NOMOR 511

Agar setiap orang mengetahuinya, memerintahkan pengundangan Peraturan Menteri ini dengan penempatannya dalam Berita Negara Republik Indonesia.

Ditetapkan di Jakarta
pada tanggal 1 April 2016


MENTERI PERHUBUNGAN
REPUBLIK INDONESIA,



IGNASIUS JONAN







Diundangkan di Jakarta
pada tanggal 4 Apr 16

DIREKTUR JENDERAL
PERATURAN PERUNDANG-UNDANGAN
KEMENTERIAN HUKUM DAN HAK ASASI MANUSIA
REPUBLIK INDONESIA,



WIDODO EKATJAHJANA

BERITA NEGARA REPUBLIK INDONESIA TAHUN 2016 NOMOR 511

No.	Proses	Nama	Jabatan	Tanggal	Paraf
1.	Diproses	Boedy Santoso	Kabag Pentarifan dan Pelaporan	31/3/16	
2.	Diperiksa	Dwi Budi Sutrisno	Kepala Biro Perencanaan	31/3/16	
3.	Diperiksa	Ridwan Setiawan	Direktur Lalu Lintas dan Angkutan Laut	31/3/16	
4.	Diperiksa	Sri Lestari Rahayu	Kepala Biro Hukum	31. 3. 16	
5.	Disetujui	Umar Aris	Plt. Dirjen Perhubungan Laut	31/3/16	
6.	Disetujui	Sugihardjo	Sekretaris Jenderal	31/3/16	

LAMPIRAN I
PERATURAN MENTERI PERHUBUNGAN
REPUBLIK INDONESIA
NOMOR PM 38 TAHUN 2016
TENTANG TARIF BATAS ATAS ANGKUTAN PENUMPANG LAUT
DALAM NEGERI KELAS EKONOMI

TARIF BATAS ATAS ANGKUTAN PENUMPANG LAUT DALAM NEGERI KELAS EKONOMI

NO	TRAYEK			Tarif
				(Rp./Penumpang)
1	AGATS	AMBON	via tmk, dbo, tua, sml, bnd	455,000
2	AGATS	BABANG/BACAN	via tmk, tua, kmn, fak, srg	462,000
3	AGATS	BANDA	via tmk, dbo, tua, sml	439,000
4	AGATS	BANGGAI	via tmk, tua, kmn, fak, srg, bbg, btg	625,000
5	AGATS	BATULICIN	via tmk, dbo, tua, sml, klb, kpg, lrk, lbj, bma, mks	797,000
6	AGATS	BAU-BAU	via tmk, dbo, tua, sml, bnd, amb, wnc	597,000
7	AGATS	BAU-BAU	via tmk, tua, kmn, fak, srg, bbg, btg, bgi	654,000
8	AGATS	BENOA	via tmk, dbo, tua, sml, bnd, amb, wnc, bau, mks, bma	710,000
9	AGATS	BIMA	via tmk, dbo, tua, sml, bnd, amb, wnc, bau, mks	688,000
10	AGATS	BIMA	via tmk, dbo, tua, sml, klb, kpg, lrk, lbj	618,000
11	AGATS	BITUNG	via tmk, kmn, fak, srg	606,000
12	AGATS	CIREBON	via tmk, dbo, tua, sml, klb, kpg, lrk, lbj, bma, mks, btl, smg	996,000
13	AGATS	DOBO	via tmk	224,000
14	AGATS	FAK-FAK	via tmk, kmn	380,000
15	AGATS	KAIMANA	via tmk	296,000
16	AGATS	KALABAH	via tmk, dbo, tua, sml	436,000
17	AGATS	KUPANG	via tmk, dbo, tua, sml, klb	469,000
18	AGATS	LABUANBAJO	via tmk, dbo, tua, sml, klb, kpg, lrk	582,000
19	AGATS	LARANTUKA	via tmk, dbo, tua, sml, klb, kpg	488,000
20	AGATS	MAKASSAR	via tmk, dbo, tua, sml, bnd, amb, wnc, bau	675,000
21	AGATS	MAKASSAR	via tmk, tua, kmn, fak, srg, bbg, btg, bgi, bau	710,000
22	AGATS	MAKASSAR	via tmk, dbo, tua, sml, klb, kpg, lrk, lbj, bma	710,000
23	AGATS	MERAUKE		218,000
24	AGATS	MOROTAI	via tmk, kmn, fak, srg	438,000
25	AGATS	SAUMLAKI	via tmk, dbo, tua	371,000
26	AGATS	SEMARANG	via tmk, dbo, tua, sml, klb, kpg, lrk, lbj, bma, mks, btl	934,000
27	AGATS	SORONG	via tmk, kmn, fak	436,000
28	AGATS	SURABAYA	via tmk, dbo, tua, sml, bnd, amb, wnc, bau, mks, bma, bna	769,000
29	AGATS	SURABAYA	via tmk, tua, kmn, fak, srg, bbg, btg, bgi, bau, mks	769,000
30	AGATS	TG. PRIOK	via tmk, dbo, tua, sml, bnd, amb, wnc, bau, mks, bma, bna, sby	894,000
31	AGATS	TIMIKA		97,000
32	AGATS	TUAL	via tmk, dbo	276,000
33	AGATS	WANCI	via tmk, dbo, tua, sml, bnd, amb	559,000
34	AGATS	AMAHAI	via tmk, dobo, tual, lrt, saum, bnd	415,000
35	AGATS	LARAT	via tmk, dobo, tual	288,000
36	AGATS	SURABAYA	via tmk, dobo, tual, saum, kbh, kpg, lm, lbj, bma, mks, btl	876,000
37	AMAHAI	AGATS	via bnd, saum, lrt, tual, dobo, tmk	415,000
38	AMAHAI	AMBON		44,000
39	AMAHAI	BANDA		58,000
40	AMAHAI	BAU-BAU	via amb, wnci	260,000
41	AMAHAI	BENOA	via amb, wnci, bau, mks, bma	479,000
42	AMAHAI	BIMA	via amb, wnci, bau, mks	423,000
43	AMAHAI	DOBO	via bnd, saum, lrt, tual	350,000
44	AMAHAI	LARAT	via bnd, saum	284,000
45	AMAHAI	MAKASSAR	via amb, wnci, bau	371,000
46	AMAHAI	MERAUKE	via bnd, saum, lrt, tual, dobo, tmk, agt	501,000
47	AMAHAI	SAUMLAKI	via bnd	223,000
48	AMAHAI	SURABAYA	via amb, wnci, bau, mks, bma, bnoa	513,000
49	AMAHAI	TIMIKA	via bnd, saum, lrt, tual, dobo	412,000
50	AMAHAI	TUAL	via bnd, saum, lrt	320,000
51	AMAHAI	WANCI	via amb	185,000
52	AMBON	AGATS	via bnd, sml, tua, dbo, tmk	455,000
53	AMBON	BALIKPAPAN	via nml, bau, mks	441,000
54	AMBON	BANDA		91,000
55	AMBON	BANGGAI	via nml, snn, tnt, btg	408,000
56	AMBON	BATAM	via nml, bau, mks, sby, tgp	735,000
57	AMBON	BAU-BAU		307,000
58	AMBON	BAU-BAU	via nml	307,000
59	AMBON	BAU-BAU	via wnc	307,000
60	AMBON	BAU-BAU	via nml, snn, tnt, btg, bgi	411,000
61	AMBON	BENOA	via wnc, bau, mks, bma	458,000
62	AMBON	BIAK	via srg	405,000
63	AMBON	BIAK	via fak, srg, mwr, wsr, nbr, sri, jpr	509,000
64	AMBON	BIMA	via wnc, bau, mks	449,000
65	AMBON	BITUNG	via nml, snn, tnt	387,000
66	AMBON	BITUNG	via tnt	257,000
67	AMBON	BULA	via gsr	151,000
68	AMBON	DOBO	via bnd, sml, tua	366,000
69	AMBON	DOBO	via bnd, tua	287,000
70	AMBON	FAK-FAK	via bnd, tua, dbo, kmn	400,000
71	AMBON	FAK-FAK		171,000
72	AMBON	GESER		103,000
73	AMBON	JAYAPURA	via srg, bik	411,000
74	AMBON	JAYAPURA	via fak, srg, mwr, wsr, nbr, sri	419,000
75	AMBON	JAYAPURA		411,000
76	AMBON	KAIMANA	via bnd, tua, dbo	319,000
77	AMBON	KIJANG	via nml, bau, mks, sby, tjp	717,000
78	AMBON	KISAR	via sml, tpa, moa	369,000
79	AMBON	MAKASSAR		391,000
80	AMBON	MAKASSAR	via wnc, bau	391,000
81	AMBON	MAKASSAR	via bau	391,000
82	AMBON	MAKASSAR	via nml, bau	391,000
83	AMBON	MAKASSAR	via nml, snn, tnt, btg, bgi, bau	489,000

NO	TRAYEK			Tarif (Rp./Penumpang)
84	AMBON	MANOKWARI	via fak,srg	309,000
85	AMBON	MANOKWARI		309,000
86	AMBON	MANOKWARI	via srg	309,000
87	AMBON	MERAUKE	via bnd,sml,tua,dbo,tmk,agt	534,000
88	AMBON	MOA	via sml,tpa	328,000
89	AMBON	NABIRE	via fak,srg,mwr	390,000
90	AMBON	NABIRE	via fak,srg,mwr,wsr	390,000
91	AMBON	NABIRE		390,000
92	AMBON	NAMLEA		56,000
93	AMBON	NAMROLE		53,000
94	AMBON	PANTOLOAN	via nml,bau,mks,blp	501,000
95	AMBON	SANANA	via nml	107,000
96	AMBON	SAUMLAKI		257,000
97	AMBON	SAUMLAKI	via bnd	257,000
98	AMBON	SEMARANG	via bau,mks,sby	592,000
99	AMBON	SERUI	via fak,srg,mwr,wsr,nbr	405,000
100	AMBON	SERUI		405,000
101	AMBON	SERUI	via srg,mwr	405,000
102	AMBON	SORONG		201,000
103	AMBON	SORONG	via fak	201,000
104	AMBON	SURABAYA	via bau,mks	520,000
105	AMBON	SURABAYA	via nml,bau,mks	520,000
106	AMBON	SURABAYA	via mks	520,000
107	AMBON	SURABAYA	via wnc,bau,mks,bma,baa	520,000
108	AMBON	TEPA	via sml	283,000
109	AMBON	TERNATE	via nml,snn	266,000
110	AMBON	TERNATE		184,000
111	AMBON	TG PRIOK	via bau,mks,sby	634,000
112	AMBON	TG PRIOK	via mks,sby	634,000
113	AMBON	TG. PRIOK	via nml,bau,mks	634,000
114	AMBON	TG. PRIOK	via nml,bau,mks,sby	634,000
115	AMBON	TG. PRIOK	via wnc,bau,mks,bma,baa,sby	644,000
116	AMBON	TIMIKA	via bnd,sml,tua,dbo	438,000
117	AMBON	TOLI-TOLI	via nml,bau,mks,blp,ptl	551,000
118	AMBON	TUAL	via bnd,sml	354,000
119	AMBON	TUAL	via bnd	264,000
120	AMBON	WANCI		192,000
121	AMBON	WASIOR	via fak,srg,mwr	363,000
122	AMBON	WASIOR		363,000
123	AMBON	AMAHAI		44,000
124	AMBON	KUPANG		265,000
125	AMBON	LEWOLEBA	via kpg	320,000
126	AMBON	LARANTUKA	via kpg,lwb	334,000
127	AMBON	MAUMERE	via kpg,lwb,ltk	369,000
128	AMBON	LARAT	via amh, bnd, sml	319,000
129	AMURANG	BALIKPAPAN	via tol,ptl	326,000
130	AMURANG	BIAK	via btg,tnt,srg,mwr,nbr,sri	466,000
131	AMURANG	BITUNG		55,000
132	AMURANG	JAYAPURA	via btg,tnt,srg,mwr,nbr,sri,bia	536,000
133	AMURANG	MANOKWARI	via btg,tnt,srg	415,000
134	AMURANG	NABIRE	via btg,tnt,srg,mwr	419,000
135	AMURANG	PANTOLOAN	via tol	238,000
136	AMURANG	SERUI	via btg,tnt,srg,mwr,nbr	452,000
137	AMURANG	SORONG	via btg,tnt	346,000
138	AMURANG	SURABAYA	via tol,ptl,blp	431,000
139	AMURANG	TERNATE	via btg	163,000
140	AMURANG	TG. PRIOK	via tol,ptl,blp,sby	557,000
141	AMURANG	TOLI-TOLI		157,000
142	AMURANG	BUOL		153,000
143	BABANG/BACAN	AGATS	via srg,fak,kmn,tua,tmk	462,000
144	BABANG/BACAN	BANGGAI	via btg	264,000
145	BABANG/BACAN	BAU-BAU	via btg,bgi	378,000
146	BABANG/BACAN	BITUNG		198,000
147	BABANG/BACAN	FAK-FAK	via srg	259,000
148	BABANG/BACAN	KAIMANA	via srg,fak	344,000
149	BABANG/BACAN	MAKASSAR	via btg,bgi,bau	451,000
150	BABANG/BACAN	MERAUKE	via srg,fak,kmn,tua,tmk,agt	512,000
151	BABANG/BACAN	SORONG		159,000
152	BABANG/BACAN	SURABAYA	via btg,bgi,bau,mks	578,000
153	BABANG/BACAN	TIMIKA	via srg,fak,kmn,tua	440,000
154	BABANG/BACAN	TUAL	via srg,fak,kmn	411,000
155	BACAN	BIAK	via srg,mnw,nbr,ser	449,000
156	BACAN	MANOKWARI	via srg	269,000
157	BACAN	NABIRE	via srg,mnw	386,000
158	BACAN	SERUI	via srg,mnw,nbr	402,000
159	BACAN	TERNATE		89,000
160	BACAN	WASIOR	via srg,mnw	325,000
161	BACAN	BAU-BAU	via ter,bit,bgi	413,000
162	BACAN	BANGGAI	via ter,bit	295,000
163	BACAN	SURABAYA	via ter,bit,bgi,bau,mks	590,000
164	BADAS	BENOA		82,000
165	BADAS	ENDE	via lbj, wng	241,000
166	BADAS	KUPANG	via lbj, wng, end	349,000
167	BADAS	LABUANBAJO		128,000
168	BADAS	WAINGAPU	via lbj	194,000
169	BAJOE	KOLAKA		84,000
170	BAJOE	BAU-BAU	via kol	135,000
171	BAJOE	WANCI	via kol,bau	179,000
172	BALIKPAPAN	AMBON	via mks,bau,nml	445,000
173	BALIKPAPAN	AMURANG	via ptl,tol	326,000
174	BALIKPAPAN	BALIKPAPAN	via trk,nnk	438,000
175	BALIKPAPAN	BARRU	via grt,blg	221,000
176	BALIKPAPAN	BATULICIN	via grt,blg,bru	364,000
177	BALIKPAPAN	BATULICIN	via tgr	136,000
178	BALIKPAPAN	BAU-BAU	via trk,nnk,blp,pre,mks	589,000
179	BALIKPAPAN	BAU-BAU	via pre,mks	304,000
180	BALIKPAPAN	BELANG-BELANG	via grt	147,000

NO	TRAYEK			Tarif (Rp./Penumpang)
181	BALIKPAPAN	BIAK	via ptl,tol,btg,tnt,srg,mwr,nbr,sri	702,000
182	BALIKPAPAN	BITUNG	via ptl	365,000
183	BALIKPAPAN	BITUNG	via ptl,tol	365,000
184	BALIKPAPAN	CIREBON	via tgr,blg,bru,btl,sby,smg,sng	616,000
185	BALIKPAPAN	FAK-FAK	via mks,bau,nml,amb	550,000
186	BALIKPAPAN	JAYAPURA	via ptl,btg,tnt,srg,mwr,nbr,sri	733,000
187	BALIKPAPAN	JAYAPURA	via ptl,tol,btg,tnt,srg,mwr,nbr,sri,bia	733,000
188	BALIKPAPAN	JAYAPURA	via blp,mks,srg,mwr,wsr,nbr	733,000
189	BALIKPAPAN	KUPANG	via trk,nnk,blp,pre,mks,mre,lwb	689,000
190	BALIKPAPAN	KUPANG	via pre,mks,mre,lwb	417,000
191	BALIKPAPAN	LEWOLEBA	via trk,nnk,blp,pre,mks,mre	607,000
192	BALIKPAPAN	LEWOLEBA	via pre,mks,mre	394,000
193	BALIKPAPAN	MAKASSAR	via trk,nnk,blp,pre	512,000
194	BALIKPAPAN	MAKASSAR		184,000
195	BALIKPAPAN	MAKASSAR	via pre	184,000
196	BALIKPAPAN	MANOKWARI	via mks,bau,nml,amb,fak,srg	716,000
197	BALIKPAPAN	MANOKWARI	via ptl,btg,tnt,srg	623,000
198	BALIKPAPAN	MANOKWARI	via ptl,tol,btg,tnt,srg	623,000
199	BALIKPAPAN	MANOKWARI	via blp,mks,srg	623,000
200	BALIKPAPAN	MAUMERE	via trk,nnk,blp,pre,mks	563,000
201	BALIKPAPAN	MAUMERE	via pre,mks	350,000
202	BALIKPAPAN	NABIRE	via mks,bau,nml,amb,fak,srg,mwr	775,000
203	BALIKPAPAN	NABIRE	via ptl,btg,tnt,srg,mwr	670,000
204	BALIKPAPAN	NABIRE	via ptl,tol,btg,tnt,srg,mwr	670,000
205	BALIKPAPAN	NABIRE	via blp,mks,srg,mwr,wsr	670,000
206	BALIKPAPAN	NAMLEA	via mks,bau	441,000
207	BALIKPAPAN	NUNUKAN	via trk	348,000
208	BALIKPAPAN	NUNUKAN	via ptl, trk	348,000
209	BALIKPAPAN	PANTOLOAN		111,000
210	BALIKPAPAN	PARE-PARE	via trk,nnk,blp	465,000
211	BALIKPAPAN	PARE-PARE		168,000
212	BALIKPAPAN	SAMPIT	via grt,blg,bru,btl,sby	488,000
213	BALIKPAPAN	SAMPIT	via tgr,btl,sby	407,000
214	BALIKPAPAN	SEMARANG	via grt,blg,bru,btl,sby,spt	614,000
215	BALIKPAPAN	SEMARANG	via tgr,btl,sby,smg	457,000
216	BALIKPAPAN	SEMARANG	via pre,mks	410,000
217	BALIKPAPAN	SERUI	via ptl,btg,tnt,srg,mwr,nbr	689,000
218	BALIKPAPAN	SERUI	via ptl,tol,btg,tnt,srg,mwr,nbr	689,000
219	BALIKPAPAN	SORONG	via mks,bau,nml,amb,fak	648,000
220	BALIKPAPAN	SORONG	via ptl,btg,tnt	473,000
221	BALIKPAPAN	SORONG	via ptl,tol,btg,tnt	473,000
222	BALIKPAPAN	SORONG	via blp,mks	473,000
223	BALIKPAPAN	SURABAYA	via grt,blg,bru,btl	449,000
224	BALIKPAPAN	SURABAYA		402,000
225	BALIKPAPAN	SURABAYA	via tgr,btl	402,000
226	BALIKPAPAN	TANAH GROGOT		38,000
227	BALIKPAPAN	TARAKAN		251,000
228	BALIKPAPAN	TARAKAN	via ptl	305,000
229	BALIKPAPAN	TERNATE	via ptl,btg	403,000
230	BALIKPAPAN	TERNATE	via ptl,tol,btg	403,000
231	BALIKPAPAN	TG. PRIOK	via sby	454,000
232	BALIKPAPAN	TOLI-TOLI	via blp,ptl	202,000
233	BALIKPAPAN	TOLI-TOLI	via trk,nnk	409,000
234	BALIKPAPAN	WASIOR	via mks,srg,mwr	657,000
235	BALIKPAPAN	LARANTUKA	via pare2, mksr, mmre	382,000
236	BANDA	AGATS	via sml,tua,dbo,tmk	439,000
237	BANDA	AMBON		91,000
238	BANDA	BAU-BAU	via amb	324,000
239	BANDA	BAU-BAU	via amb,wnc	324,000
240	BANDA	BENOA	via amb,wnc,bau,mks,bma	502,000
241	BANDA	BIMA	via amb,wnc,bau,mks	432,000
242	BANDA	DOBO	via sml,tua	338,000
243	BANDA	DOBO	via tua	198,000
244	BANDA	FAK-FAK	via tua,dbo,kmn	354,000
245	BANDA	KAIMANA	via tua,dbo	270,000
246	BANDA	MAKASSAR	via amb,bau	398,000
247	BANDA	MERAUKE	via sml,tua,dbo,tmk,agt	503,000
248	BANDA	SAUMLAKI		180,000
249	BANDA	SEMARANG	via amb,bau,mks,sby	603,000
250	BANDA	SURABAYA	via amb,bau,mks	530,000
251	BANDA	SURABAYA	via amb,wnc,bau,mks,bma,bna	530,000
252	BANDA	TG. PRIOK	via amb,bau,mks,sby	645,000
253	BANDA	TG. PRIOK	via amb,wnc,bau,mks,bma,bna,sby	654,000
254	BANDA	TIMIKA	via sml,tua,dbo	395,000
255	BANDA	TUAL	via sml	286,000
256	BANDA	TUAL		142,000
257	BANDA	WANCI	via amb	272,000
258	BANDA	AMAHAI		54,000
259	BANDA	LARAT	via saum	230,000
260	BANGGAI	BAU-BAU		193,000
261	BANGGAI	BAU-BAU	via lwk,kdl,knd,rha	264,000
262	BANGGAI	BENOA	via lwk,kdl,knd,rha,bau,mks,lbj,bma,lbr	498,000
263	BANGGAI	BIAK	via btg,tnt,srg,mwr,wsr,nbr,sri	483,000
264	BANGGAI	BIMA	via lwk,kdl,knd,rha,bau,mks,lbj	435,000
265	BANGGAI	BITUNG		147,000
266	BANGGAI	BITUNG	via grt	147,000
267	BANGGAI	GORONTALO		72,000
268	BANGGAI	JAYAPURA	via btg,tnt,srg,mwr,wsr,nbr,sri,bik	574,000
269	BANGGAI	KENDARI	via lwk,kdl	211,000
270	BANGGAI	KOLONEDALE	via lwk	80,000
271	BANGGAI	LABUANBAJO	via lwk,kdl,knd,rha,bau,mks	431,000
272	BANGGAI	LEMBAR	via lwk,kdl,knd,rha,bau,mks,lbj,bma	491,000
273	BANGGAI	LUWUK		53,000

NO	TRAYEK			Tarif (Rp./Penumpang)
274	BANGGAI	MAKASSAR	via bau	296,000
275	BANGGAI	MAKASSAR	via lwk,kdl,knd,rha,bau	415,000
276	BANGGAI	MANOKWARI	via btg,tnt,srg	436,000
277	BANGGAI	NABIRE	via btg,tnt,srg,mwr,wsr	455,000
278	BANGGAI	RAHA	via lwk,kdl,knd	256,000
279	BANGGAI	SEMARANG	via lwk,kdl,knd,rha,bau,mks,lbj,bma,lbr,bna,sby	639,000
280	BANGGAI	SERUI	via btg,tnt,srg,mwr,wsr,nbr	462,000
281	BANGGAI	SORONG	via btg,tnt	421,000
282	BANGGAI	SURABAYA	via bau,mks	413,000
283	BANGGAI	SURABAYA	via lwk,kdl,knd,rha,bau,mks,lbj,bma,lbr,bna	591,000
284	BANGGAI	TERNATE	via btg	278,000
285	BANGGAI	WASIOR	via btg,tnt,srg,mwr	452,000
286	BANGGAI	BACAN	via bit,ter	284,000
287	BANJARMASIN	SEMARANG		215,000
288	BARRU	BALIKPAPAN	via blg,grt	221,000
289	BARRU	BALIKPAPAN	via blg	221,000
290	BARRU	BALIKPAPAN	via blg,bon	305,000
291	BARRU	BATULICIN		179,000
292	BARRU	BATULICIN	via blg,bon,blp,tgr	405,000
293	BARRU	BELANG-BELANG		82,000
294	BARRU	BONTANG	via blg	239,000
295	BARRU	CIREBON		526,000
296	BARRU	SAMPIT	via btl,sby	443,000
297	BARRU	SAMPIT	via blg,bon,blp,tgr,btl,sby	532,000
298	BARRU	SEMARANG	via btl,sby,spt	492,000
299	BARRU	SEMARANG	via blg,bon,blp,tgr,btl,sby,smg	634,000
300	BARRU	SURABAYA	via btl	313,000
301	BARRU	SURABAYA	via blg,bon,blp,tgr,btl	438,000
302	BARRU	TANAH GROGOT	via blg	190,000
303	BARRU	TANAH GROGOT	via blg,blp	339,000
304	BARRU	TANAH GROGOT	via blg,bon,blp	335,000
305	BATAM	AMBON	via tgp,sby,mks,bau,nml	735,000
306	BATAM	BAU-BAU	via tgp,sby,mks	606,000
307	BATAM	BELAWAN	via tbi	210,000
308	BATAM	BITUNG	via tgp,sby,mks,bau,nml,amb,tnt	847,000
309	BATAM	MAKASSAR	via tgp,sby	527,000
310	BATAM	NAMLEA	via tgp,sby,mks,bau	705,000
311	BATAM	SURABAYA	via tgp	442,000
312	BATAM	TERNATE	via tgp,sby,mks,bau,nml,amb	764,000
313	BATAM	TG.BALAI		33,000
314	BATAM	TG.PRIOK		306,000
315	BATULICIN	AGATS	via mks,bma,lbj,lrk,kpg,kib,sml,tua,dbo,tmk	797,000
316	BATULICIN	BALIKPAPAN	via bru,blg,grt	364,000
317	BATULICIN	BALIKPAPAN	via bru,blg	380,000
318	BATULICIN	BALIKPAPAN	via bru,blg,bon	409,000
319	BATULICIN	BARRU		179,000
320	BATULICIN	BELANG-BELANG	via bru	252,000
321	BATULICIN	BIMA	via mks,lbj	320,000
322	BATULICIN	BONTANG	via bru,blg	346,000
323	BATULICIN	CIREBON	via smg	335,000
324	BATULICIN	CIREBON	via sby,smg,smg	387,000
325	BATULICIN	DOBO	via mks,bma,lbj,lrk,kpg,kib,sml,tua	675,000
326	BATULICIN	KALABAHI	via mks,bma,lbj,lrk,kpg	447,000
327	BATULICIN	KUMAI	via smg	379,000
328	BATULICIN	KUPANG	via mks,bma,lbj,lrk	414,000
329	BATULICIN	LABUAN BAJO	via mks	296,000
330	BATULICIN	LABUANBAJO	via mks,bma	359,000
331	BATULICIN	LARANTUKA	via mks,bma,lbj	438,000
332	BATULICIN	MAKASSAR		166,000
333	BATULICIN	MERAUKE	via mks,bma,lbj,lrk,kpg,kib,sml,tua,dbo,tmk,agt	896,000
334	BATULICIN	SAMPIT	via sby	326,000
335	BATULICIN	SAUMLAKI	via mks,bma,lbj,lrk,kpg,kib	607,000
336	BATULICIN	SEMARANG	via sby,spt	444,000
337	BATULICIN	SEMARANG		243,000
338	BATULICIN	SURABAYA		193,000
339	BATULICIN	TANAH GROGOT	via bru,blg	336,000
340	BATULICIN	TANAH GROGOT	via bru,blg,blp	412,000
341	BATULICIN	TANAH GROGOT	via bru,blg,bon,blp	414,000
342	BATULICIN	TIMIKA	via mks,bma,lbj,lrk,kpg,kib,sml,tua,dbo	742,000
343	BATULICIN	TUAL	via mks,bma,lbj,lrk,kpg,kib,sml	637,000
344	BATULICIN	PARE-PARE (AWERANGE)		174,000
345	BATULICIN	BONTANG	via pre	300,000
346	BAU-BAU	AGATS	via wnc,amb,bnd,sml,tua,dbo,tmk	597,000
347	BAU-BAU	AMBON	via nml	315,000
348	BAU-BAU	AMBON		307,000
349	BAU-BAU	AMBON	via wnc	307,000
350	BAU-BAU	BALIKPAPAN	via mks,pre,blp,trl,nnk	587,000
351	BAU-BAU	BALIKPAPAN	via mks	304,000
352	BAU-BAU	BALIKPAPAN	via mks,pre	304,000
353	BAU-BAU	BANDA	via amb	324,000
354	BAU-BAU	BANDA	via wnc,amb	324,000
355	BAU-BAU	BANGGAI		193,000
356	BAU-BAU	BANGGAI	via rha,knd,kdl,lwk	264,000
357	BAU-BAU	BATAM	via mks,sby,tgp	606,000
358	BAU-BAU	BENOA	via mks,lbj,bma,amp	401,000
359	BAU-BAU	BENOA	via mks,bma	401,000
360	BAU-BAU	BIAK	via bgi,btg,tnt,srg,mwr,wsr,nbr,sri	594,000
361	BAU-BAU	BIAK	via nml,amb,fak,srg,mwr,wsr,nbr,sri,jpr	785,000
362	BAU-BAU	BIMA	via mks,lbj	304,000
363	BAU-BAU	BIMA	via mks	304,000
364	BAU-BAU	BITUNG	via bgi	390,000
365	BAU-BAU	BITUNG	via nml,amb,tnt	390,000
366	BAU-BAU	BITUNG	via rha,kdr,kdl,lwk,grt	390,000
367	BAU-BAU	BITUNG	via rha,knd,kdl,lwk,bgi,grtvia rha,kdr,kdl,lwk,grt	390,000
368	BAU-BAU	DOBO	via amb,bnd,tua	407,000

NO	TRAYEK			Tarif (Rp./Penumpang)
369	BAU-BAU	DOBO	via wnc,amb,bnd,sml,tua	435,000
370	BAU-BAU	FAK-FAK	via amb,bnd,tua,dbo,kmn	458,000
371	BAU-BAU	FAK-FAK	via nml,amb	429,000
372	BAU-BAU	GORONTALO	via rha,kdr,kdl,lwk	324,000
373	BAU-BAU	GORONTALO	via rha,knd,kdl,lwk,bgivia rha,kdr,kdl,lwk	324,000
374	BAU-BAU	JAYAPURA	via bgi,btg,tnt,srg,mwr,wsr,nbr,sri,bik	686,000
375	BAU-BAU	JAYAPURA	via srg,mwr	686,000
376	BAU-BAU	JAYAPURA	via srg,mwr,sri	686,000
377	BAU-BAU	JAYAPURA	via nml,amb,fak,srg,mwr,wsr,nbr,sri	686,000
378	BAU-BAU	KAIMANA	via amb,bnd,tua,dbo	458,000
379	BAU-BAU	KENDARI	via rha	83,000
380	BAU-BAU	KIJANG	via mks,sby,tjp	589,000
381	BAU-BAU	KOLONEDALE	via rha,kdr	192,000
382	BAU-BAU	KUPANG	via mks,pre,blp,trl,nnk,blp,pre,mks,mre,lwb	839,000
383	BAU-BAU	LABUAN BAJO	via mks	254,000
384	BAU-BAU	LEMBAR	via mks,lbj,bma	390,000
385	BAU-BAU	LEWOLEBA	via mks,pre,blp,trl,nnk,blp,pre,mks,mre	757,000
386	BAU-BAU	LUWUK	via rha,kdr,kdl	254,000
387	BAU-BAU	MAKASSAR	via mks,pre,blp,trl,nnk,blp,pre	661,000
388	BAU-BAU	MAKASSAR		149,000
389	BAU-BAU	MANOKWARI	via bgi,btg,tnt,srg	542,000
390	BAU-BAU	MANOKWARI	via nml,amb,fak,srg	542,000
391	BAU-BAU	MANOKWARI	via srg	542,000
392	BAU-BAU	MAUMERE	via mks,pre,blp,trl,nnk,blp,pre,mks	713,000
393	BAU-BAU	MERAUKE	via wnc,amb,bnd,sml,tua,dbo,tmk,agt	685,000
394	BAU-BAU	NABIRE	via bgi,btg,tnt,srg,mwr,wsr	573,000
395	BAU-BAU	NABIRE	via nml,amb,fak,srg,mwr	573,000
396	BAU-BAU	NABIRE	via nml,amb,fak,srg,mwr,wsr	573,000
397	BAU-BAU	NAMLEA		307,000
398	BAU-BAU	NUNUKAN	via mks,pre,blp,trl	441,000
399	BAU-BAU	PANTOLOAN	via mks,blp	389,000
400	BAU-BAU	PARE-PARE	via mks,pre,blp,trl,nnk,blp	615,000
401	BAU-BAU	PARE-PARE	via mks	204,000
402	BAU-BAU	RAHA		53,000
403	BAU-BAU	SAUMLAKI	via wnc,amb,bnd	414,000
404	BAU-BAU	SEMARANG	via mks,sby,tgp	508,000
405	BAU-BAU	SEMARANG	via mks,sby	456,000
406	BAU-BAU	SEMARANG	via mks,lbj,bma,lbr,bna,sby	478,000
407	BAU-BAU	SERUI	via bgi,btg,tnt,srg,mwr,wsr,nbr	588,000
408	BAU-BAU	SERUI	via nml,amb,fak,srg,mwr,wsr,nbr	588,000
409	BAU-BAU	SORONG	via bgi,btg,tnt	472,000
410	BAU-BAU	SORONG	via nml,amb,fak	472,000
411	BAU-BAU	SORONG		472,000
412	BAU-BAU	SURABAYA	via mks	370,000
413	BAU-BAU	SURABAYA	via mks,bma,bna	445,000
414	BAU-BAU	SURABAYA	via mks,lbj,bma,lbr,bna	431,000
415	BAU-BAU	TARAKAN	via mks,pre,blp	432,000
416	BAU-BAU	TERNATE	via bgi,btg	425,000
417	BAU-BAU	TERNATE	via nml,amb	366,000
418	BAU-BAU	TG. PRIOK	via mks	432,000
419	BAU-BAU	TG. PRIOK	via mks,sby	432,000
420	BAU-BAU	TG. PRIOK	via mks,bma,bna,sby	510,000
421	BAU-BAU	TIMIKA	via wnc,amb,bnd,sml,tua,dbo	509,000
422	BAU-BAU	TOLI-TOLI	via mks,blp,ptl	428,000
423	BAU-BAU	TOLI-TOLI	via mks,pre,blp,trl,nnk	552,000
424	BAU-BAU	TUAL	via amb,bnd	387,000
425	BAU-BAU	TUAL	via wnc,amb,bnd,sml	426,000
426	BAU-BAU	WANCI		69,000
427	BAU-BAU	WASIOR	via bgi,btg,tnt,srg,mwr	562,000
428	BAU-BAU	WASIOR	via nml,amb,fak,srg,mwr	556,000
429	BAU-BAU	BACAN	via bgi,bit,ter	433,000
430	BAU-BAU	AMAHAI	via wnci,amb	305,000
431	BAU-BAU	LARAT	via wnci,amb,amh,bnd,saum	436,000
432	BAU-BAU	KOLAKA		76,000
433	BAU-BAU	BAJOE	via kol	135,000
434	BAWEAN	KUMAI		136,000
435	BAWEAN	PONTIANAK	via kmi,smg	448,000
436	BAWEAN	SEMARANG	via kmi	270,000
437	BAWEAN	SURABAYA		58,000
438	BELANG-BELANG	BALIKPAPAN	via grt	147,000
439	BELANG-BELANG	BALIKPAPAN		147,000
440	BELANG-BELANG	BALIKPAPAN	via bon	239,000
441	BELANG-BELANG	BARRU		82,000
442	BELANG-BELANG	BATULICIN	via bru	252,000
443	BELANG-BELANG	BATULICIN	via bon,blp,tgr	343,000
444	BELANG-BELANG	BONTANG		170,000
445	BELANG-BELANG	CIREBON	via bru,btl,sby,smg	572,000
446	BELANG-BELANG	SAMPIT	via bru,btl,sby	411,000
447	BELANG-BELANG	SAMPIT	via bon,blp,tgr,btl,sby	488,000
448	BELANG-BELANG	SEMARANG	via bru,btl,sby,spt	537,000
449	BELANG-BELANG	SEMARANG	via bon,blp,tgr,btl,sby,smg	591,000
450	BELANG-BELANG	SURABAYA	via bru,btl	378,000
451	BELANG-BELANG	SURABAYA	via bon,blp,tgr,btl	456,000
452	BELANG-BELANG	TANAH GROGOT		101,000
453	BELANG-BELANG	TANAH GROGOT	via blp	178,000
454	BELANG-BELANG	TANAH GROGOT	via bon,blp	271,000
455	BELAWAN	BATAM	via tbl	210,000
456	BELAWAN	TG. BALAI		210,000
457	BELAWAN	TG. PRIOK	via tbl,btm	408,000
458	BELINYU	KIJANG		106,000
459	BELINYU	LETUNG	via klg	199,000
460	BELINYU	MIDAI	via klg,ltg,tmp,ntn	384,000
461	BELINYU	NATUNA	via klg,ltg,tmp	376,000
462	BELINYU	PONTIANAK	via klg,ltg,tmp,ntn,mdi,srn	416,000
463	BELINYU	SERASAN	via klg,ltg,tmp,ntn,mdi	390,000

NO	TRAYEK			Tarif (Rp./Penumpang)
464	BELINYU	SURABAYA	via klg,ltg,tmp,ntn,mdi,srn,ptk	603,000
465	BELINYU	TAMBELAN	via klg,ltg,tmp,ntn,mdi,srn	410,000
466	BELINYU	TAREMPA	via klg,ltg	272,000
467	BELINYU	TG.PRIOK		207,000
468	BENOA	AGATS	via bma,lbj,mks,bau,wnc,amb,bnd,sml,tua,dbo,tmk	710,000
469	BENOA	AMBON	via bma,lbj,mks,bau,wnc	458,000
470	BENOA	BANDA	via bma,lbj,mks,bau,wnc,amb	502,000
471	BENOA	BANGGAI	via lbr,bma,lbj,mks,bau,rha,knd,kdl,lwk	498,000
472	BENOA	BAU-BAU	via amp,bma,lbj,mks	401,000
473	BENOA	BAU-BAU	via bma,lbj,mks	401,000
474	BENOA	BIMA	via amp	168,000
475	BENOA	BIMA		168,000
476	BENOA	BITUNG	via amp,bma,lbj,mks,bau,rha,kdr,kdl,lwk,grt	594,000
477	BENOA	BITUNG	via lbr,bma,lbj,mks,bau,rha,knd,kdl,lwk,bgi,grt	594,000
478	BENOA	DOBO	via bma,lbj,mks,bau,wnc,amb,bnd,sml,tua	618,000
479	BENOA	ENDE	via bma,wgp	331,000
480	BENOA	GORONTALO	via amp,bma,lbj,mks,bau,rha,kdr,kdl,lwk	538,000
481	BENOA	GORONTALO	via lbr,bma,lbj,mks,bau,rha,knd,kdl,lwk,bgi	538,000
482	BENOA	KALABAHI	via bma,wgp,end,kpg	413,000
483	BENOA	KALABAHI	via bma,wgp,end,sbu,rte,kpg,lrk	428,000
484	BENOA	KENDARI	via amp,bma,lbj,mks,bau,rha	444,000
485	BENOA	KOLONEDALE	via amp,bma,lbj,mks,bau,rha,kdr	454,000
486	BENOA	KUPANG	via bma,wgp,end	399,000
487	BENOA	KUPANG	via bma,wgp,end,sbu,rte	399,000
488	BENOA	LABUAN BAJO	via amp,bma	218,000
489	BENOA	LABUANBAJO	via bma	218,000
490	BENOA	LARANTUKA	via bma,wgp,end,kpg,klb	428,000
491	BENOA	LARANTUKA	via bma,wgp,end,sbu,rte,kpg	413,000
492	BENOA	LEMBAR		38,000
493	BENOA	LUWUK	via amp,bma,lbj,mks,bau,rha,kdr,kdl	493,000
494	BENOA	MAKASSAR	via amp,bma,lbj	321,000
495	BENOA	MAKASSAR	via bma,lbj	321,000
496	BENOA	MERAUKE	via bma,lbj,mks,bau,wnc,amb,bnd,sml,tua,dbo,tmk,agt	818,000
497	BENOA	RAHA	via amp,bma,lbj,mks,bau	417,000
498	BENOA	ROTE	via bma,wgp,end,sbu	393,000
499	BENOA	SABU	via bma,wgp,end	380,000
500	BENOA	SAUMLAKI	via bma,lbj,mks,bau,wnc,amb,bnd	506,000
501	BENOA	SEMARANG	via sby	249,000
502	BENOA	SURABAYA		171,000
503	BENOA	TG.PRIOK	via sby	360,000
504	BENOA	TIMIKA	via bma,lbj,mks,bau,wnc,amb,bnd,sml,tua,dbo	673,000
505	BENOA	TUAL	via bma,lbj,mks,bau,wnc,amb,bnd,sml	586,000
506	BENOA	WAINGAPU	via bma	288,000
507	BENOA	WANCI	via bma,lbj,mks,bau	436,000
508	BENOA	AMAHAI	via bma,mks,bau,wnci,amb	479,000
509	BENOA	LARAT	via bma,mks,bau,wnci,amb,amh,bnd,saum	527,000
510	BENOA	BADAS		82,000
511	BIAK	AMBON	via srg	405,000
512	BIAK	AMBON	via sri,nbr,wsr,mwr,srg,fak	456,000
513	BIAK	AMURANG	via jpr,sri,nbr,mwr,srg,tnt,btg	612,000
514	BIAK	BALIKPAPAN	via jpr,sri,nbr,mwr,srg,tnt,btg,tol,ptl	837,000
515	BIAK	BANGGAI	via sri,nbr,wsr,mwr,srg,tnt,btg	462,000
516	BIAK	BAU-BAU	via sri,nbr,wsr,mwr,srg,tnt,btg,bgi	594,000
517	BIAK	BAU-BAU	via sri,nbr,wsr,mwr,srg,fak,amb,nml	594,000
518	BIAK	BITUNG	via sri,nbr,wsr,mwr,srg,tnt	460,000
519	BIAK	BITUNG	via jpr,sri,nbr,mwr,srg,tnt	609,000
520	BIAK	FAK-FAK	via sri,nbr,wsr,mwr,srg	384,000
521	BIAK	JAYAPURA		192,000
522	BIAK	MAKASSAR	via sri,nbr,wsr,mwr,srg,tnt,btg,bgi,bau	716,000
523	BIAK	MAKASSAR	via srg,amb	706,000
524	BIAK	MAKASSAR	via sri,nbr,wsr,mwr,srg,fak,amb,nml,bau	716,000
525	BIAK	MANOKWARI	via sri,nbr,wsr	233,000
526	BIAK	MANOKWARI	via jpr,sri,nbr	409,000
527	BIAK	NABIRE	via sri	131,000
528	BIAK	NABIRE	via jpr,sri	395,000
529	BIAK	NAMLEA	via sri,nbr,wsr,mwr,srg,fak,amb	487,000
530	BIAK	PANTOLOAN	via jpr,sri,nbr,mwr,srg,tnt,btg,tol	733,000
531	BIAK	SERUI		79,000
532	BIAK	SERUI	via jpr	262,000
533	BIAK	SORONG	via sri,nbr,wsr,mwr	316,000
534	BIAK	SORONG		316,000
535	BIAK	SORONG	via jpr,sri,nbr,mwr	404,000
536	BIAK	SURABAYA	via srg,amb,mks	787,000
537	BIAK	SURABAYA	via jpr,sri,nbr,mwr,srg,tnt,btg,tol,ptl,blp	938,000
538	BIAK	TERNATE	via sri,nbr,wsr,mwr,srg	432,000
539	BIAK	TERNATE	via jpr,sri,nbr,mwr,srg	526,000
540	BIAK	TG PRIOK	via srg,amb,mks,sby	1,010,000
541	BIAK	TG. PRIOK	via sri,nbr,wsr,mwr,srg,fak,amb,nml,bau,mks	1,010,000
542	BIAK	TOLI-TOLI	via jpr,sri,nbr,mwr,srg,tnt,btg	683,000
543	BIAK	WASIOR	via sri,nbr	197,000
544	BIAK	BACAN	via mnw,srg	345,000
545	BIMA	AGATS	via lbj,mks,bau,wnc,amb,bnd,sml,tua,dbo,tmk	688,000
546	BIMA	AGATS	via lbj,lrk,kpg,klb,sml,tua,dbo,tmk	618,000
547	BIMA	AMBON	via lbj,mks,bau,wnc	449,000
548	BIMA	BANDA	via lbj,mks,bau,wnc,amb	432,000
549	BIMA	BANGGAI	via lbj,mks,bau,rha,knd,kdl,lwk	435,000
550	BIMA	BATULICIN	via mks	320,000
551	BIMA	BAU-BAU	via lbj,mks	304,000
552	BIMA	BENOA		168,000
553	BIMA	BENOA	via lbr	168,000
554	BIMA	BITUNG	via lbj,mks,bau,rha,kdr,kdl,lwk,grt	505,000
555	BIMA	BITUNG	via lbj,mks,bau,rha,knd,kdl,lwk,bgi,grt	505,000
556	BIMA	CIREBON	via mks,btl,smg	472,000
557	BIMA	CIREBON	via wgp,end,sbu	238,000
558	BIMA	DOBO	via lbj,mks,bau,wnc,amb,bnd,sml,tua	606,000

NO	TRAYEK			Tarif (Rp./Penumpang)
559	BIMA	DOBO	via lbj,lrk,kpg,klb,sml,tua	496,000
560	BIMA	ENDE	via wgp	151,000
561	BIMA	ENDE	via lbj,wgp	151,000
562	BIMA	GORONTALO	via lbj,mks,bau,rha,kdr,kdl,lwk	451,000
563	BIMA	GORONTALO	via lbj,mks,bau,rha,knd,kdl,lwk,bgi	451,000
564	BIMA	KALABAH	via mks,syr,mrp,lrk	411,000
565	BIMA	KALABAH	via wgp,end,kpg	410,000
566	BIMA	KALABAH	via lbj,lrk,kpg	314,000
567	BIMA	KALABAH	via wgp,end,sbu,rte,kpg,lrk	451,000
568	BIMA	KENDARI	via lbj,mks,bau,rha	354,000
569	BIMA	KOLONEDALE	via lbj,mks,bau,rha,kdr	420,000
570	BIMA	KUMAI	via mks,bln,smg	501,000
571	BIMA	KUPANG	via wgp,end	258,000
572	BIMA	KUPANG	via lbj,wgp,end	258,000
573	BIMA	KUPANG	via lbj,lrk	264,000
574	BIMA	KUPANG	via wgp,end,sbu,rte	258,000
575	BIMA	LABUANBAJO		66,000
576	BIMA	LABUANBAJO	via mks	238,000
577	BIMA	LARANTUKA	via wgp,end,kpg,kdb	451,000
578	BIMA	LARANTUKA	via mks,syr,mrp	385,000
579	BIMA	LARANTUKA	via lbj	211,000
580	BIMA	LARANTUKA	via wgp,end,sbu,rte,kpg	410,000
581	BIMA	LEMBAR		127,000
582	BIMA	LUWUK	via lbj,mks,bau,rha,knd,kdl	405,000
583	BIMA	MAKASSAR		183,000
584	BIMA	MAKASSAR	via lbj	183,000
585	BIMA	MARAPOKOT	via mks,syr	306,000
586	BIMA	MERAUKE	via lbj,mks,bau,wnc,amb,bnd,sml,tua,dbi,tmk,agt	808,000
587	BIMA	MERAUKE	via lbj,lrk,kpg,klb,sml,tua,dbi,tmk,agt	716,000
588	BIMA	RAHA	via lbj,mks,bau	323,000
589	BIMA	SABU	via wgp,end	204,000
590	BIMA	SAUMLAKI	via lbj,mks,bau,wnc,amb,bnd	482,000
591	BIMA	SAUMLAKI	via lbj,lrk,kpg,kdb	429,000
592	BIMA	SELAYAR	via mks	282,000
593	BIMA	SEMARANG	via mks,bln	409,000
594	BIMA	SEMARANG	via lbr,bna,sby	369,000
595	BIMA	SURABAYA	via bna	264,000
596	BIMA	SURABAYA	via lbr,bna	302,000
597	BIMA	TG.PRIOK	via bna,sby	414,000
598	BIMA	TIMIKA	via lbj,mks,bau,wnc,amb,bnd,sml,tua,dbi	654,000
599	BIMA	TIMIKA	via lbj,lrk,kpg,klb,sml,tua,dbi	563,000
600	BIMA	TUAL	via lbj,mks,bau,wnc,amb,bnd,sml	516,000
601	BIMA	TUAL	via lbj,lrk,kpg,klb,sml	460,000
602	BIMA	WAINGAPU		84,000
603	BIMA	WAINGAPU	via lbj	84,000
604	BIMA	WANCI	via lbj,mks,bau	358,000
605	BIMA	AMAHAI	via mks,bau,wnci,amb	451,000
606	BIMA	LARAT	via mks,bau,wnci,amb,amh,bnd,saum	484,000
607	BIMA	SURABAYA	via mks,btl	422,000
608	BIMA	SEMARANG	via lbj, mks, blc	443,000
609	BITUNG	AGATS	via srg,fak,kmn,tmk	606,000
610	BITUNG	AGATS	via mrt,srg,fak,kmn,tmk	606,000
611	BITUNG	AGATS	via bbg,srg,fak,kmn,tua,tmk	612,000
612	BITUNG	AMBON	via tnt,snn,nml	387,000
613	BITUNG	AMBON		387,000
614	BITUNG	AMBON	via tnt	257,000
615	BITUNG	AMURANG		55,000
616	BITUNG	BABANG/BACAN		198,000
617	BITUNG	BALIKPAPAN	via ptl	365,000
618	BITUNG	BALIKPAPAN	via tol,ptl	365,000
619	BITUNG	BANGGAI		147,000
620	BITUNG	BANGGAI	via grt	147,000
621	BITUNG	BATAM	via tnt,amb,nml,bau,mks,sby, tgp	847,000
622	BITUNG	BAU-BAU	via bgi	390,000
623	BITUNG	BAU-BAU	via tnt,amb,nml	390,000
624	BITUNG	BAU-BAU	via grt,lwk,kdl,kdr,rha	390,000
625	BITUNG	BENOA	via grt,lwk,kdl,kdr,rha,bau,mks,lbj,bma,amp	594,000
626	BITUNG	BENOA	via grt,bgi,lwk,kdl,knd,rha,bau,mks,lbj,bma,lbr	594,000
627	BITUNG	BIAK	via tnt,srg,mwr,wsr,nbr,sri	460,000
628	BITUNG	BIAK	via tnt,srg,mwr,nbr,sri	460,000
629	BITUNG	BIMA	via grt,lwk,kdl,kdr,rha,bau,mks,lbj	505,000
630	BITUNG	BIMA	via grt,bgi,lwk,kdl,knd,rha,bau,mks,lbj	505,000
631	BITUNG	BULI	via tbt	206,000
632	BITUNG	FAK-FAK	via srg	405,000
633	BITUNG	FAK-FAK	via mrt,srg	405,000
634	BITUNG	FAK-FAK	via bbg,srg	405,000
635	BITUNG	GEBE	via tbt,blt	251,000
636	BITUNG	GORONTALO		96,000
637	BITUNG	JAYAPURA	via tnt,srg,mwr,wsr,nbr,sri,bik	506,000
638	BITUNG	JAYAPURA	via tnt,srg,mwr,nbr,sri	506,000
639	BITUNG	JAYAPURA	via tnt,srg,mwr,nbr,sri,bia	506,000
640	BITUNG	KAIMANA	via srg,fak	411,000
641	BITUNG	KAIMANA	via mrt,srg,fak	411,000
642	BITUNG	KAIMANA	via bbg,srg,fak	411,000
643	BITUNG	KARATUNG	via sia,thn,lrg	197,000
644	BITUNG	KARATUNG	via sia,thn,mrt,lrg	197,000
645	BITUNG	KENDARI	via grt,lwk,kdl	349,000
646	BITUNG	KENDARI	via grt,bgi,lwk,kdl	349,000
647	BITUNG	KIJANG	via tnt,amb,nml,bau,mks,sby,tjp	829,000
648	BITUNG	KOLONEDALE	via grt,lwk	248,000
649	BITUNG	KOLONEDALE	via grt,bgi,lwk	248,000
650	BITUNG	LABUANBAJO	via grt,lwk,kdl,kdr,rha,bau,mks	485,000
651	BITUNG	LABUANBAJO	via grt,bgi,lwk,kdl,knd,rha,bau,mks	485,000
652	BITUNG	LEMBAR	via grt,lwk,kdl,kdr,rha,bau,mks,lbj,bma	587,000
653	BITUNG	LEMBAR	via grt,bgi,lwk,kdl,knd,rha,bau,mks,lbj,bma	587,000

NO	TRAYEK			Tarif (Rp. / Penumpang)
654	BITUNG	LIRUNG	via sia,thn	164,000
655	BITUNG	LIRUNG	via sia,thn,mrr	164,000
656	BITUNG	LUWUK	via grt	185,000
657	BITUNG	LUWUK	via grt,bgi	185,000
658	BITUNG	MAKASSAR	via bgi,bau	474,000
659	BITUNG	MAKASSAR	via tnt,amb,nml,bau	421,000
660	BITUNG	MAKASSAR	via grt,lwk,kdl,kdr,rha,bau	407,000
661	BITUNG	MAKASSAR	via grt,bgi,lwk,kdl,knd,rha,bau	407,000
662	BITUNG	MANOKWARI	via tnt,srg	414,000
663	BITUNG	MARORE	via sia,thn	150,000
664	BITUNG	MERAUKE	via srg,fak,kmn,tnk,agt	624,000
665	BITUNG	MERAUKE	viamrt,srg,fak,kmn,tnk,agt	624,000
666	BITUNG	MERAUKE	via bbg,srg,fak,kmn,tua,tnk,agt	624,000
667	BITUNG	MIANGAS	via sia,thn,lrg,krk	227,000
668	BITUNG	MIANGAS	via sia,thn,mrr,lrg,ktg	227,000
669	BITUNG	MOROTAI		165,000
670	BITUNG	NABIRE	via tnt,srg,mwr,wsr	418,000
671	BITUNG	NABIRE	via tnt,srg,mwr	418,000
672	BITUNG	NAMLEA		301,000
673	BITUNG	NAMLEA	via tnt,amb	301,000
674	BITUNG	NAMLEA	via tnt,snn	301,000
675	BITUNG	P. TOGIAN	via grt	159,000
676	BITUNG	PANTOLOAN		278,000
677	BITUNG	PANTOLOAN	via tol	278,000
678	BITUNG	POSO	via grt,ptg	207,000
679	BITUNG	RAHA	via grt,lwk,kdl,kdr	382,000
680	BITUNG	RAHA	via grt,bgi,lwk,kdl,knd	382,000
681	BITUNG	SANANA		297,000
682	BITUNG	SANANA	via tnt	297,000
683	BITUNG	SEMARANG	via grt,bgi,lwk,kdl,knd,rha,bau,mks,lbj,bma,lbr,bna,sby	737,000
684	BITUNG	SERUI	via tnt,srg,mwr,wsr,nbr	449,000
685	BITUNG	SERUI	via tnt,srg,mwr,nbr	449,000
686	BITUNG	SIAU		49,000
687	BITUNG	SORONG		344,000
688	BITUNG	SORONG	via tnt	344,000
689	BITUNG	SORONG	via mrt	344,000
690	BITUNG	SORONG	via bbg	344,000
691	BITUNG	SURABAYA	via tnt,amb,nml,bau,mks	563,000
692	BITUNG	SURABAYA	via ptl,blp	563,000
693	BITUNG	SURABAYA	via bgi,bau,mks	563,000
694	BITUNG	SURABAYA	via grt,bgi,lwk,kdl,knd,rha,bau,mks,lbj,bma,lbr,bna	690,000
695	BITUNG	SURABAYA	via tol,ptl,blp	563,000
696	BITUNG	TAHUNA	via sia	96,000
697	BITUNG	TERNATE	via tnt,blg,ge	395,000
698	BITUNG	TERNATE		159,000
699	BITUNG	TG. PRIOK	via tnt,amb,nml,bau,mks,sby	698,000
700	BITUNG	TG. PRIOK	via tol,ptl,blp,sby	688,000
701	BITUNG	TIMIKA	via srg,fak,kmn	551,000
702	BITUNG	TIMIKA	via mrt,srg,fak,kmn	448,000
703	BITUNG	TIMIKA	via bbg,srg,fak,kmn,tua	551,000
704	BITUNG	TOBELO		147,000
705	BITUNG	TOLI-TOLI		197,000
706	BITUNG	TUAL	via bbg,srg,fak,kmn	448,000
707	BITUNG	WASIOR	via tnt,srg,mwr	416,000
708	BITUNG	BUOL	via amr	192,000
709	BITUNG	KAHIKITANG		48,000
710	BLINYU	PONTIANAK		157,000
711	BLINYU	SEMARANG	via ptk	382,000
712	BONTANG	BALIKPAPAN		76,000
713	BONTANG	BATULICIN	via blp,tgr	206,000
714	BONTANG	SAMPIT	via blp,tgr,btl,sby	458,000
715	BONTANG	SEMARANG	via blp,tgr,btl,sby,smg	501,000
716	BONTANG	SURABAYA	via blp,tgr,btl	364,000
717	BONTANG	TANAH GROGOT	via blp	127,000
718	BONTANG	BIMA	via pre, mks	331,000
719	BONTANG	LABUANBAJO	via pre, mks, bma	369,000
720	BONTANG	MAKASSAR	via pre	240,000
721	BONTANG	PARE-PARE (AWERANGE)		175,000
722	BULA	AMBON	via gsr	151,000
723	BULA	GESER		39,000
724	BULA	NAMROLE	via gsr,amb	198,000
725	BULI	AMBON	via gbe,tnt,btg,tnt,snn,nml	466,000
726	BULI	BITUNG	via gbe,tnt	283,000
727	BULI	GEBE		53,000
728	BULI	NAMLEA	via gbe,tnt,btg,tnt,snn	464,000
729	BULI	SANANA	via gbe,tnt,btg,tnt	421,000
730	BULI	TERNATE	via gbe	198,000
731	BUOL	BALIKPAPAN	via pnt	236,000
732	BUOL	PANTOLOAN		138,000
733	BUOL	SURABAYA	via pnt,bpp	445,000
734	CIREBON	AGATS	via smg,spt,sby,btl,mks,bma,lbj,lrk,kpg,kib,sml,tua,dbo,tnk	1,078,000
735	CIREBON	BATULICIN	via smg,spt,sby	422,000
736	CIREBON	BIMA	via smg,spt,sby,btl,mks	563,000
737	CIREBON	DOBO	via smg,spt,sby,btl,mks,bma,lbj,lrk,kpg,kib,sml,tua	984,000
738	CIREBON	KALABAHI	via smg,spt,sby,btl,mks,bma,lbj,lrk,kpg	741,000
739	CIREBON	KUPANG	via smg,spt,sby,btl,mks,bma,lbj,lrk	698,000
740	CIREBON	LABUANBAJO	via smg,spt,sby,btl,mks,bma	590,000
741	CIREBON	LARANTUKA	via smg,spt,sby,btl,mks,bma,lbj	660,000
742	CIREBON	MAKASSAR	via smg,spt,sby,btl	498,000
743	CIREBON	MERAUKE	via smg,spt,sby,btl,mks,bma,lbj,lrk,kpg,kib,sml,tua,dbo,tnk,agt	1,197,000
744	CIREBON	SAMPIT	via smg,spt	245,000
745	CIREBON	SAMPIT		245,000
746	CIREBON	SAUMLAKI	via smg,spt,sby,btl,mks,bma,lbj,lrk,kpg,kib	884,000
747	CIREBON	SEMARANG		63,000
748	CIREBON	SURABAYA	via smg,spt	383,000

NO	TRAYEK			Tarif (Rp./Penumpang)
749	CIREBON	TIMIKA	via smg,spt,sby,btl,mks,bma,lbj,lrk,kpg,klb,sml,tua,dbo	1,042,000
750	CIREBON	TUAL	via smg,spt,sby,btl,mks,bma,lbj,lrk,kpg,klb,sml	949,000
751	DOBO	AGATS	via tmk	224,000
752	DOBO	AMBON	via tua,sml,bnd	366,000
753	DOBO	AMBON	via tua,bnd	287,000
754	DOBO	BANDA	via tua,sml	338,000
755	DOBO	BANDA	via tua	198,000
756	DOBO	BATULICIN	via tua,sml,klb,kpg,lrk,lbj,bma,mks	675,000
757	DOBO	BAU-BAU	via tua,bnd,amb	407,000
758	DOBO	BAU-BAU	via tua,sml,bnd,amb,wnc	435,000
759	DOBO	BENOA	via tua,sml,bnd,amb,wnc,bau,mks,bma	618,000
760	DOBO	BIMA	via tua,sml,bnd,amb,wnc,bau,mks	606,000
761	DOBO	BIMA	via tua,sml,klb,kpg,lrk,lbj	496,000
762	DOBO	CIREBON	via tua,sml,klb,kpg,lrk,lbj,bma,mks,btl,smg	873,000
763	DOBO	PAK-PAK	via kmn	192,000
764	DOBO	KAIMANA		82,000
765	DOBO	KALABAHI	via tua,sml	378,000
766	DOBO	KUPANG	via tua,sml,klb	395,000
767	DOBO	LABUANBAJO	via tua,sml,klb,kpg,lrk	460,000
768	DOBO	LARANTUKA	via tua,sml,klb,kpg	455,000
769	DOBO	MAKASSAR	via tua,bnd,amb,bau	431,000
770	DOBO	MAKASSAR	via tua,sml,bnd,amb,wnc,bau	572,000
771	DOBO	MAKASSAR	via tua,sml,klb,kpg,lrk,lbj,bma	586,000
772	DOBO	MERAUKE	via tmk,agt	369,000
773	DOBO	SAUMLAKI	via tua	187,000
774	DOBO	SEMARANG	via tua,bnd,amb,bau,mks,sby,tgp	776,000
775	DOBO	SEMARANG	via tua,bnd,amb,bau,mks,sby	648,000
776	DOBO	SEMARANG	via tua,sml,klb,kpg,lrk,lbj,bma,mks,btl	811,000
777	DOBO	SURABAYA	via tua,bnd,amb,bau,mks	577,000
778	DOBO	SURABAYA	via tua,sml,bnd,amb,wnc,bau,mks,bma,bna	666,000
779	DOBO	TG. PRIOK	via tua,bnd,amb,bau,mks,sby	701,000
780	DOBO	TG. PRIOK	via tua,sml,bnd,amb,wnc,bau,mks,bma,bna,sby	790,000
781	DOBO	TIMIKA		133,000
782	DOBO	TUAL		63,000
783	DOBO	WANCI	via tua,sml,bnd,amb	430,000
784	DOBO	AMAHAI	via tual,lrt,saum,bnd	350,000
785	DOBO	LARAT	via tual	146,000
786	DOBO	SURABAYA	via tual,saum,kbh,kpg,lrn,lbj,bma,mks,btl	756,000
787	ENDE	BENOA	via wgp,bma	331,000
788	ENDE	BIMA	via wgp,lbj	151,000
789	ENDE	BIMA	via wgp	151,000
790	ENDE	KALABAHI	via wgp,lbj,bma,mks,syr,mrp,lrk	418,000
791	ENDE	KALABAHI	via sbu,rte,kpg	150,000
792	ENDE	KALABAHI	via sbu,rte,kpg,lrk	215,000
793	ENDE	KUPANG		83,000
794	ENDE	KUPANG	via sbu,rte	83,000
795	ENDE	LABUANBAJO	via wgp	127,000
796	ENDE	LARANTUKA	via wgp,lbj,bma,mks,syr,mrp	414,000
797	ENDE	LARANTUKA	via sbu,rte,kpg,klb	215,000
798	ENDE	LARANTUKA	via sbu,rte,kpg	150,000
799	ENDE	MAKASSAR	via wgp,lbj,bma	328,000
800	ENDE	MARAPOKOT	via wgp,lbj,bma,mks,syr	411,000
801	ENDE	ROTE	via sbu	72,000
802	ENDE	SABU		60,000
803	ENDE	SELAYAR	via wgp,lbj,bma,mks	393,000
804	ENDE	SURABAYA	via wgp,bma,bna	390,000
805	ENDE	WAINGAPU		57,000
806	ENDE	BADAS	via wng, lbj	241,000
807	ENDE	WAINGAPU		57,000
808	ENDE	LEMBAR	via wai	237,000
809	ENDE	SURABAYA	via wai,lbr	344,000
810	FAK-FAK	AGATS	via kmn,tmk	380,000
811	FAK-FAK	AGATS	via kmn,tua,tmk	380,000
812	FAK-FAK	AMBON	via kmn,dbo,tua,bnd	400,000
813	FAK-FAK	AMBON		171,000
814	FAK-FAK	BABANG/BACAN	via srg	259,000
815	FAK-FAK	BALIKPAPAN	via amb,nml,bau,mks	550,000
816	FAK-FAK	BANDA	via kmn,dbo,tua	354,000
817	FAK-FAK	BANGGAI	via srg,bbg,btg	421,000
818	FAK-FAK	BAU-BAU	via kmn,dbo,tua,bnd,amb	458,000
819	FAK-FAK	BAU-BAU	via amb,nml	429,000
820	FAK-FAK	BAU-BAU	via srg,bbg,btg,bgi	494,000
821	FAK-FAK	BIAK	via srg,mwr,wsr,nbr,sri,jpr	465,000
822	FAK-FAK	BITUNG	via srg	405,000
823	FAK-FAK	BITUNG	via srg,mrt	405,000
824	FAK-FAK	BITUNG	via srg,bbg	405,000
825	FAK-FAK	DOBO	via kmn	192,000
826	FAK-FAK	JAYAPURA	via srg,mwr,wsr,nbr,sri	418,000
827	FAK-FAK	KAIMANA		102,000
828	FAK-FAK	MAKASSAR	via kmn,dbo,tua,bnd,amb,bau	535,000
829	FAK-FAK	MAKASSAR	via amb,nml,bau	451,000
830	FAK-FAK	MAKASSAR	via srg,bbg,btg,bgi,bau	553,000
831	FAK-FAK	MANOKWARI	via srg	238,000
832	FAK-FAK	MERAUKE	via kmn,tmk,agt	463,000
833	FAK-FAK	MERAUKE	via kmn,tua,tmk,agt	463,000
834	FAK-FAK	MOROTAI	via srg	301,000
835	FAK-FAK	NABIRE	via srg,mwr	326,000
836	FAK-FAK	NABIRE	via srg,mwr,wsr	326,000
837	FAK-FAK	NAMLEA	via amb	222,000
838	FAK-FAK	PANTOLOAN	via amb,nml,bau,mks,blp	609,000
839	FAK-FAK	SEMARANG	via kmn,dbo,tua,bnd,amb,bau,mks,sby,tgp	880,000
840	FAK-FAK	SEMARANG	via kmn,dbo,tua,bnd,amb,bau,mks,sby	751,000
841	FAK-FAK	SERUI	via srg,mwr,wsr,nbr	370,000
842	FAK-FAK	SORONG		111,000
843	FAK-FAK	SURABAYA	via kmn,dbo,tua,bnd,amb,bau,mks	680,000

NO	TRAYEK			Tarif
				(Rp./Penumpang)
844	FAK-FAK	SURABAYA	via srg,bbg,btg,bgi,bau,mks	615,000
845	FAK-FAK	TG PRIOK	via kmn,dbo,tua,bnd,amb,bau,mks,sby	805,000
846	FAK-FAK	TG. PRIOK	via amb,nml,bau,mks	805,000
847	FAK-FAK	TIMIKA	via kmn	339,000
848	FAK-FAK	TIMIKA	via kmn,tua	339,000
849	FAK-FAK	TOLI-TOLI	via amb,nml,bau,mks,blp,ptl	659,000
850	FAK-FAK	TUAL	via kmn,dbo	247,000
851	FAK-FAK	TUAL	via kmn	183,000
852	FAK-FAK	WASIOR	via srg,mwr	296,000
853	FAK-FAK	KUPANG	via amb	395,000
854	FAK-FAK	LEWOLEBA	via amb,kpg	415,000
855	FAK-FAK	LARANTUKA	via amb,kpg,lwb	426,000
856	FAK-FAK	MAUMERE	via amb,kpg,lwb,ltk	396,000
857	GEBE	AMBON	via tnt,btg,tnt,snn,nml	461,000
858	GEBE	BITUNG	via tnt	239,000
859	GEBE	NAMLEA	via tnt,btg,tnt,snn	429,000
860	GEBE	SANANA	via tnt,btg,tnt	413,000
861	GEBE	TERNATE		152,000
862	GESER	AMBON		103,000
863	GESER	BULA		39,000
864	GESER	NAMROLE	via amb	164,000
865	GN. SITOLI	PADANG	via sbl	150,000
866	GN. SITOLI	SIBOLGA		58,000
867	GN. SITOLI	TG. PRIOK	via sbl,pdg	397,000
868	GORONTALO	AMBON	via btg,tnt,snn,nml	387,000
869	GORONTALO	BANGGAI		72,000
870	GORONTALO	BAU-BAU	via lwk,kdl,kdr,rha	324,000
871	GORONTALO	BAU-BAU	via bgi,lwk,kdl,knd,rha	324,000
872	GORONTALO	BENOA	via lwk,kdl,kdr,rha,bau,mks,lbj,bma,amp	538,000
873	GORONTALO	BENOA	via bgi,lwk,kdl,knd,rha,bau,mks,lbj,bma,lbr	538,000
874	GORONTALO	BIMA	via lwk,kdl,kdr,rha,bau,mks,lbj	451,000
875	GORONTALO	BIMA	via bgi,lwk,kdl,knd,rha,bau,mks,lbj	451,000
876	GORONTALO	BITUNG		96,000
877	GORONTALO	KENDARI	via lwk,kdl	268,000
878	GORONTALO	KENDARI	via bgi,lwk,kdl	268,000
879	GORONTALO	KOLONEDALE	via lwk	161,000
880	GORONTALO	KOLONEDALE	via bgi,lwk	161,000
881	GORONTALO	LABUAN BAJO	via lwk,kdl,kdr,rha,bau,mks	425,000
882	GORONTALO	LABUANBAJO	via bgi,lwk,kdl,knd,rha,bau,mks	419,000
883	GORONTALO	LEMBAR	via lwk,kdl,kdr,rha,bau,mks,lbj,bma	529,000
884	GORONTALO	LEMBAR	viabgi,lwk,kdl,knd,rha,bau,mks,lbj,bma	529,000
885	GORONTALO	LUWUK		80,000
886	GORONTALO	LUWUK	via bgi	80,000
887	GORONTALO	MAKASSAR	via lwk,kdl,kdr,rha,bau	424,000
888	GORONTALO	MAKASSAR	via bgi,lwk,kdl,knd,rha,bau	424,000
889	GORONTALO	NAMLEA	via btg,tnt,snn	349,000
890	GORONTALO	P. TOGIAN		54,000
891	GORONTALO	POSO	via ptg	103,000
892	GORONTALO	RAHA	via lwk,kdl,kdr	304,000
893	GORONTALO	RAHA	via bgi,lwk,kdl,knd	304,000
894	GORONTALO	SANANA	via btg,tnt	299,000
895	GORONTALO	SEMARANG	via bgi,lwk,kdl,knd,rha,bau,mks,lbj,bma,lbr,bna,sby	684,000
896	GORONTALO	SURABAYA	via bgi,lwk,kdl,knd,rha,bau,mks,lbj,bma,lbr,bna	635,000
897	GORONTALO	TERNATE	via btg	201,000
898	JAYAPURA	AMBON	via bik,serg	411,000
899	JAYAPURA	AMBON	via bia,sri,nbr,wsr,mwr,serg,fak	411,000
900	JAYAPURA	AMURANG	via sri,nbr,mwr,serg,tnt,btg	551,000
901	JAYAPURA	BALIKPAPAN	via sri,nbr,mwr,serg,tnt,btg,ptl	733,000
902	JAYAPURA	BALIKPAPAN	via sri,nbr,mwr,serg,tnt,btg,tol,ptl	733,000
903	JAYAPURA	BANGGAI	via sri,bia,nbr,wsr,mwr,serg,tnt,btg	574,000
904	JAYAPURA	BAU-BAU	via sri,bia,nbr,wsr,mwr,serg,tnt,btg,bgi	686,000
905	JAYAPURA	BAU-BAU	via mwr,serg	686,000
906	JAYAPURA	BAU-BAU	via sri,mwr,serg	686,000
907	JAYAPURA	BAU-BAU	via bia,sri,nbr,wsr,mwr,serg,fak,amb,nml	692,000
908	JAYAPURA	BIAK		192,000
909	JAYAPURA	BITUNG	via sri,bia,nbr,wsr,mwr,serg,tnt	506,000
910	JAYAPURA	BITUNG	via sri,nbr,mwr,serg,tnt	506,000
911	JAYAPURA	FAK-FAK	via bia,sri,nbr,wsr,mwr,serg	418,000
912	JAYAPURA	MAKASSAR	via sri,bia,nbr,wsr,mwr,serg,tnt,btg,bgi,bau	764,000
913	JAYAPURA	MAKASSAR	via bik,serg,amb	764,000
914	JAYAPURA	MAKASSAR	via sri,nbr,wsr,mwr,serg	764,000
915	JAYAPURA	MAKASSAR	via mwr,serg,bau	764,000
916	JAYAPURA	MAKASSAR	via sri,mwr,serg,bau	764,000
917	JAYAPURA	MAKASSAR	via bia,sri,nbr,wsr,mwr,serg,fak,amb,nml,bau	764,000
918	JAYAPURA	MANOKWARI	via sri,bia,nbr,wsr	257,000
919	JAYAPURA	MANOKWARI	via sri,nbr,wsr	257,000
920	JAYAPURA	MANOKWARI		257,000
921	JAYAPURA	MANOKWARI	via sri,nbr	257,000
922	JAYAPURA	MANOKWARI	via sri	257,000
923	JAYAPURA	NABIRE	via sri,bia	242,000
924	JAYAPURA	NABIRE	via sri	242,000
925	JAYAPURA	NAMLEA	via bia,sri,nbr,wsr,mwr,serg,fak,amb	441,000
926	JAYAPURA	PANTOLOAN	via sri,nbr,mwr,serg,tnt,btg	628,000
927	JAYAPURA	PANTOLOAN	via sri,nbr,mwr,serg,tnt,btg,tol	628,000
928	JAYAPURA	SEMARANG	via sri,nbr,wsr,mwr,serg,mks,sby	847,000
929	JAYAPURA	SERUI	via bia	192,000
930	JAYAPURA	SERUI		192,000
931	JAYAPURA	SORONG	via sri,bia,nbr,wsr,mwr	359,000
932	JAYAPURA	SORONG	via bik	359,000
933	JAYAPURA	SORONG	via sri,nbr,wsr,mwr	359,000
934	JAYAPURA	SORONG	via mwr	359,000
935	JAYAPURA	SORONG	via sri,nbr,mwr	359,000
936	JAYAPURA	SORONG	via sri,mwr	359,000
937	JAYAPURA	SURABAYA	via bik,serg,amb,mks	833,000
938	JAYAPURA	SURABAYA	via sri,nbr,wsr,mwr,serg,mks	833,000

NO	TRAYEK			Tarif (Rp. /Penumpang)
939	JAYAPURA	SURABAYA	via mwr, srg, bau, mks	833,000
940	JAYAPURA	SURABAYA	via sri, nbr, mwr, srg, tnt, btg, ptl, blp	833,000
941	JAYAPURA	SURABAYA	via sri, mwr, srg, bau, mks	833,000
942	JAYAPURA	TERNATE	via sri, bia, nbr, wsr, mwr, srg	422,000
943	JAYAPURA	TERNATE	via sri, nbr, mwr, srg	422,000
944	JAYAPURA	TG. PRIOK	via bik, srg, amb, mks, sby	1,033,000
945	JAYAPURA	TG. PRIOK	via bia, sri, nbr, wsr, mwr, srg, fak, amb, nml, bau, mks	1,033,000
946	JAYAPURA	TG. PRIOK	via mwr, srg, bau, mks, sby	1,033,000
947	JAYAPURA	TG. PRIOK	via sri, mwr, srg, bau, mks, sby	1,033,000
948	JAYAPURA	TG. PRIOK	via sri, nbr, mwr, srg, tnt, btg, tol, ptl, blp, sby	1,033,000
949	JAYAPURA	TOLI-TOLI	via sri, nbr, mwr, srg, tnt, btg	578,000
950	JAYAPURA	WASIOR	via sri, bia, nbr	256,000
951	JAYAPURA	WASIOR	via sri, nbr	256,000
952	JAYAPURA	BUOL	via ser, nbr, mnw, srg, ter, bit, amr	561,000
953	KAHIKITANG	BITUNG		48,000
954	KAHIKITANG	BITUNG		48,000
955	KAHIKITANG	BULI	via btng, tblo	235,000
956	KAHIKITANG	GEBE	via btng, tblo, bli	278,000
957	KAHIKITANG	GORONTALO	via btng	151,000
958	KAHIKITANG	KARATUNG	via than, lmg	143,000
959	KAHIKITANG	KARATUNG	via thn, mrre, lmg	165,000
960	KAHIKITANG	LIRUNG	via than	95,000
961	KAHIKITANG	LIRUNG	via thn, mrre	133,000
962	KAHIKITANG	MARORE	via thn	73,000
963	KAHIKITANG	MIANGAS	via than, lmg, krng	173,000
964	KAHIKITANG	MIANGAS	via thn, mrre, lmg, krng	196,000
965	KAHIKITANG	POSO	via btng, grntlo, togian	241,000
966	KAHIKITANG	TAHUNA		35,000
967	KAHIKITANG	TAHUNA		35,000
968	KAHIKITANG	TERNATE	via btng, tblo, bli, gb	390,000
969	KAHIKITANG	TOBELO	via btng	179,000
970	KAHIKITANG	TOGIAN	via btng, grntlo	197,000
971	KAIMANA	AGATS	via tmk	296,000
972	KAIMANA	AGATS	via tua, tmk	296,000
973	KAIMANA	AMBON	via dbo, tua, bnd	319,000
974	KAIMANA	BABANG/BACAN	via fak, srg	344,000
975	KAIMANA	BANDA	via dbo, tua	270,000
976	KAIMANA	BANGGAI	via fak, srg, bbg, btg	479,000
977	KAIMANA	BAU-BAU	via dbo, tua, bnd, amb	463,000
978	KAIMANA	BAU-BAU	via fak, srg, bbg, btg, bgi	519,000
979	KAIMANA	BITUNG	via fak, srg	411,000
980	KAIMANA	BITUNG	via fak, srg, mrt	411,000
981	KAIMANA	BITUNG	via fak, srg, bbg	411,000
982	KAIMANA	DOBO		147,000
983	KAIMANA	FAK-FAK		102,000
984	KAIMANA	MAKASSAR	via dbo, tua, bnd, amb, bau	478,000
985	KAIMANA	MAKASSAR	via fak, srg, bbg, btg, bgi, bau	562,000
986	KAIMANA	MERAUKE	via tmk, agt	405,000
987	KAIMANA	MERAUKE	via tua, tmk, agt	405,000
988	KAIMANA	MOROTAI	via fak, srg	384,000
989	KAIMANA	SEMARANG	via dbo, tua, bnd, amb, bau, mks, sby, tgp	822,000
990	KAIMANA	SEMARANG	via dbo, tua, bnd, amb, bau, mks, sby	695,000
991	KAIMANA	SORONG	via fak	220,000
992	KAIMANA	SURABAYA	via dbo, tua, bnd, amb, bau, mks	623,000
993	KAIMANA	SURABAYA	via fak, srg, bbg, btg, bgi, bau, mks	623,000
994	KAIMANA	TG. PRIOK	via dbo, tua, bnd, amb, bau, mks, sby	747,000
995	KAIMANA	TIMIKA		253,000
996	KAIMANA	TIMIKA	via tua	253,000
997	KAIMANA	TUAL	via dbo	155,000
998	KALABAHI	AGATS	via sml, tua, dbo, tmk	436,000
999	KALABAHI	BATULICIN	via kpg, lrk, lbj, bma, mks	447,000
1000	KALABAHI	BENOA	via lrt, kpg, end, wgp, bma	443,000
1001	KALABAHI	BENOA	via kpg, rte, sbu, end, wgp, bma	441,000
1002	KALABAHI	BIMA	via lrt, kpg, end, wgp	410,000
1003	KALABAHI	BIMA	via kpg, lrk, lbj	314,000
1004	KALABAHI	BIMA	via kpg, rte, sbu, end, wgp	333,000
1005	KALABAHI	CIREBON	via kpg, lrk, lbj, bma, mks, btl, smg	645,000
1006	KALABAHI	DOBO	via sml, tua	378,000
1007	KALABAHI	ENDE	via lrt, kpg	218,000
1008	KALABAHI	ENDE	via kpg, rte, sbu	215,000
1009	KALABAHI	KUPANG	via lrt	144,000
1010	KALABAHI	KUPANG		80,000
1011	KALABAHI	LABUANBAJO	via kpg, lrk	258,000
1012	KALABAHI	LARANTUKA		72,000
1013	KALABAHI	LARANTUKA	via kpg	155,000
1014	KALABAHI	MAKASSAR	via lrk, mrp, syr	313,000
1015	KALABAHI	MAKASSAR	via kpg, lrk, lbj, bma	411,000
1016	KALABAHI	MARAPOKOT	via lrk	229,000
1017	KALABAHI	MERAUKE	via sml, tua, dbo, tmk, agt	534,000
1018	KALABAHI	ROTE	via kpg	98,000
1019	KALABAHI	SABU	via kpg, rte	211,000
1020	KALABAHI	SAUMLAKI		229,000
1021	KALABAHI	SELAYAR	via lrk, mrp	245,000
1022	KALABAHI	SEMARANG	via kpg, lrk, lbj, bma, mks, btl	583,000
1023	KALABAHI	SURABAYA	via lrt, kpg, end, wgp, bma, bna	475,000
1024	KALABAHI	SURABAYA	via kpg, rte, sbu, end, wgp, bma, bna	473,000
1025	KALABAHI	TIMIKA	via sml, tua, dbo	438,000
1026	KALABAHI	TUAL	via sml	326,000
1027	KALABAHI	WAINGAPU	via lrt, kpg, end	266,000
1028	KALABAHI	WAINGAPU	via kpg, rte, sbu, end	262,000
1029	KALABAHI	BADAS	via kpg, end, wng, lbj	345,000
1030	KARATUNG	BITUNG	via lrg, thn, sia	197,000
1031	KARATUNG	BITUNG	via lrg, mrr, thn, sia	197,000
1032	KARATUNG	BULI	via lrg, mrr, thn, sia, btg, tbi	360,000
1033	KARATUNG	GEBE	via lrg, mrr, thn, sia, btg, tbi, bli	402,000

NO	TRAYEK			Tarif (Rp./Penumpang)
1034	KARATUNG	GORONTALO	via lrg, thn, sia, btg	268,000
1035	KARATUNG	LIRUNG		39,000
1036	KARATUNG	MARORE	via lrg	86,000
1037	KARATUNG	MIANGAS		36,000
1038	KARATUNG	P. TOGIAN	via lrg, thn, sia, btg, grt	314,000
1039	KARATUNG	POSO	via lrg, thn, sia, btg, grt, ptg	354,000
1040	KARATUNG	SIAU	via lrg, thn	147,000
1041	KARATUNG	SIAU	via lrg, mrr, thn	147,000
1042	KARATUNG	TAHUNA	via lrg, mrr	101,000
1043	KARATUNG	TAHUNA	via lrg	101,000
1044	KARATUNG	TERNATE	via lrg, thn, sia, btg, grt, ptg, pso, ptg, grt, btg	464,000
1045	KARATUNG	TERNATE	via lrg, mrr, thn, sia, btg, tbl, bli, gbe	410,000
1046	KARATUNG	TOBELO	via lrg, mrr, thn, sia, btg	309,000
1047	KARATUNG	KAHIKITANG	via lrg, thn	143,000
1048	KARATUNG	KAHIKITANG	via lrg, mrr, thn	143,000
1049	KARIMUN JAWA	KUMAI	via smg	193,000
1050	KARIMUN JAWA	SEMARANG		82,000
1051	KARIMUN JAWA	SURABAYA	via smg, kmai	336,000
1052	KENDARI	BANGGAI	via kdl, lwk	211,000
1053	KENDARI	BAU-BAU	via rha	83,000
1054	KENDARI	BENOA	via rha, bau, mks, lbj, bma, amp	444,000
1055	KENDARI	BIMA	via rha, bau, mks, lbj	354,000
1056	KENDARI	BITUNG	via kdl, lwk, grt	349,000
1057	KENDARI	BITUNG	via kdl, lwk, bgi, grt	349,000
1058	KENDARI	GORONTALO	via kdl, lwk	268,000
1059	KENDARI	GORONTALO	via kdl, lwk, bgi	268,000
1060	KENDARI	KOLONEDALE		133,000
1061	KENDARI	LABUAN BAJO	via rha, bau, mks	310,000
1062	KENDARI	LEMBAR	via rha, bau, mks, lbj, bma	432,000
1063	KENDARI	LUWUK	via kdl	198,000
1064	KENDARI	MAKASSAR	via rha, bau	207,000
1065	KENDARI	RAHA		53,000
1066	KENDARI	SEMARANG	via rha, bau, mks, lbj, bma, lbr, bna, sby	512,000
1067	KENDARI	SURABAYA	via rha, bau, mks, lbj, bma, lbr, bna	466,000
1068	KIJANG	AMBON	via tjp, sby, mks, bau, nml	717,000
1069	KIJANG	BAU-BAU	via tjp, sby, mks	589,000
1070	KIJANG	BELINYU		106,000
1071	KIJANG	BITUNG	via tjp, sby, mks, bau, nml, amb, tnt	829,000
1072	KIJANG	KUPANG	via tgp, sby, mks, mmm, lrk	716,000
1073	KIJANG	KUPANG	via tgp, sby, mks, mmm, lrk, lwb	716,000
1074	KIJANG	LARANTUKA	via tgp, sby, mks, mmm	685,000
1075	KIJANG	LETUNG		85,000
1076	KIJANG	LEWOLEBA	via tgp, sby, mks, mmm, lrk	692,000
1077	KIJANG	MAKASSAR	via tgp, sby	510,000
1078	KIJANG	MAUMERE	via tgp, sby, mks	599,000
1079	KIJANG	MIDAI	via ltg, tmp, ntn	258,000
1080	KIJANG	NAMLEA	via tjp, sby, mks, bau	715,000
1081	KIJANG	NATUNA	via ltg, tmp	239,000
1082	KIJANG	PONTIANAK	via ltg, tmp, ntn, mdi, srn	340,000
1083	KIJANG	SERASAN	via ltg, tmp, ntn, mdi	264,000
1084	KIJANG	SURABAYA	via ltg, tmp, ntn, mdi, srn, ptk	490,000
1085	KIJANG	SURABAYA	via tjp	421,000
1086	KIJANG	TAMBELAN	via ltg, tmp, ntn, mdi, srn	331,000
1087	KIJANG	TAREMPA	via ltg	156,000
1088	KIJANG	TERNATE	via tjp, sby, mks, bau, nml, amb	783,000
1089	KIJANG	TG. PANDAN		185,000
1090	KIJANG	TG. PRIOK		319,000
1091	KIJANG	TG. PRIOK	via tpn	319,000
1092	KIJANG	TG. PRIOK	via bny	319,000
1093	KISAR	AMBON	via moa, tpa, sml	369,000
1094	KISAR	BULA	via moa, tpa, sml, amb, gsr	402,000
1095	KISAR	GESER	via moa, tpa, sml, amb	371,000
1096	KISAR	MOA		35,000
1097	KISAR	SAUMLAKI	via moa, tpa	185,000
1098	KISAR	TEPA	via moa	103,000
1099	KOLAKA	BAU-BAU		76,000
1100	KOLAKA	WANJI	via bau	84,000
1101	KOLAKA	BAJOE		87,000
1102	KOLONEDALE	BANGGAI	via lwk	80,000
1103	KOLONEDALE	BAU-BAU	via kdr, rha	192,000
1104	KOLONEDALE	BENOA	via kdr, rha, bau, mks, lbj, bma, amp	454,000
1105	KOLONEDALE	BIMA	via kdr, rha, bau, mks, lbj	420,000
1106	KOLONEDALE	BITUNG	via lwk, grt	248,000
1107	KOLONEDALE	BITUNG	via lwk, bgi, grt	248,000
1108	KOLONEDALE	GORONTALO	via lwk	161,000
1109	KOLONEDALE	KENDARI		133,000
1110	KOLONEDALE	LABUAN BAJO	via kdr, rha, bau, mks	407,000
1111	KOLONEDALE	LEMBAR	via kdr, rha, bau, mks, lbj, bma	446,000
1112	KOLONEDALE	LUWUK		72,000
1113	KOLONEDALE	MAKASSAR	via kdr, rha, bau	311,000
1114	KOLONEDALE	RAHA	via kdr	171,000
1115	KOLONEDALE	SEMARANG	via knd, rha, bau, mks, lbj, bma, lbr, bna, sby	573,000
1116	KOLONEDALE	SURABAYA	via knd, rha, bau, mks, lbj, bma, lbr, bna	526,000
1117	KUMAI	BANJARMASIN	via smg	353,000
1118	KUMAI	BATULICIN	via smg	379,000
1119	KUMAI	BENOA	via sby	325,000
1120	KUMAI	BIMA	via smg, bln, mks, lbj	501,000
1121	KUMAI	BIMA	via sby, bna	409,000
1122	KUMAI	ENDE	via sby, bna, bma, wgp	421,000
1123	KUMAI	KALABAHI	via sby, bna, bma, wgp, end, kpg	572,000
1124	KUMAI	KALABAHI	via sby, bna, bma, wgp, end, sbu, rte, kpg, lrk	572,000
1125	KUMAI	KUPANG	via sby, bna, bma, wgp, end	497,000
1126	KUMAI	KUPANG	via sby, bna, bma, wgp, end, sbu, rte	497,000
1127	KUMAI	LABUAN BAJO	via smg, bln, mks	485,000
1128	KUMAI	LARANTUKA	via sby, bna, bma, wgp, end, kpg, klb	574,000

13				
NO	TRAYEK			Tarif (Rp./Penumpang)
1129	KUMAI	LARANTUKA	via sby,bna,bma,wgp,end,sbu,rte,kpg	572,000
1130	KUMAI	MAKASSAR	via smg,bln	465,000
1131	KUMAI	PONTIANAK	via smg	384,000
1132	KUMAI	ROTE	via sby,bna,bma,wgp,end,sbu	452,000
1133	KUMAI	SABU	via sby,bna,bma,wgp,end	446,000
1134	KUMAI	SAMPIT	via smg	336,000
1135	KUMAI	SEMARANG		173,000
1136	KUMAI	SURABAYA	via smg,smp	442,000
1137	KUMAI	SURABAYA		184,000
1138	KUMAI	WAINGAPU	via sby,bna,bma	420,000
1139	KUPANG	AGATS	via klb,sml,tua,dbo,tmk	469,000
1140	KUPANG	BALIKPAPAN	via lwb,mre,mks,pre,blp,trl,nnk	740,000
1141	KUPANG	BALIKPAPAN	via lwb,mre,mks,pre	440,000
1142	KUPANG	BATULICIN	via lrk,lbj,bma,mks	414,000
1143	KUPANG	BAU-BAU	via lwb,mre,mks,pre,blp,trl,nnk,blp,pre,mks	891,000
1144	KUPANG	BENOA	via end,wgp,bma	399,000
1145	KUPANG	BENOA	via rte,sbu,end,wgp,bma	399,000
1146	KUPANG	BIMA	via end,wgp,lbj	258,000
1147	KUPANG	BIMA	via end,wgp	257,000
1148	KUPANG	BIMA	via lrk,lbj	264,000
1149	KUPANG	BIMA	via rte,sbu,end,wgp	257,000
1150	KUPANG	CIREBON	via lrk,lbj,bma,mks,btl,smg	614,000
1151	KUPANG	DOBO	via klb,sml,tua	395,000
1152	KUPANG	ENDE		83,000
1153	KUPANG	ENDE	via rte,sbu	83,000
1154	KUPANG	KALABAHI	via end,wgp,lbj,bma,mks,syr,mrp,lrk	502,000
1155	KUPANG	KALABAHI		80,000
1156	KUPANG	KALABAHI	via lrk	155,000
1157	KUPANG	KIJANG	via lrk,mmr,mks,sby,tgp	716,000
1158	KUPANG	KIJANG	via lwb,lrk,mmr,mks,sby,tgp	716,000
1159	KUPANG	LABUANBAJO	via end,wgp	208,000
1160	KUPANG	LABUANBAJO	via lrk	208,000
1161	KUPANG	LARANTUKA	via end,wgp,lbj,bma,mks,syr,mrp	462,000
1162	KUPANG	LARANTUKA		72,000
1163	KUPANG	LARANTUKA	via lwb	142,000
1164	KUPANG	LEWOLEBA		136,000
1165	KUPANG	MAKASSAR	via lwb,mre,mks,pre,blp,trl,nnk,blp,pre	814,000
1166	KUPANG	MAKASSAR	via end,wgp,lbj,bma	398,000
1167	KUPANG	MAKASSAR	via lrk,mmr	373,000
1168	KUPANG	MAKASSAR	via lwb,mre	373,000
1169	KUPANG	MAKASSAR	via lwb,lrk,mmr	373,000
1170	KUPANG	MAKASSAR	via lrk,lbj,bma	398,000
1171	KUPANG	MAKASSAR	via lwb,mre,mks,pre,blp,trl,nnk,blp,pre	814,000
1172	KUPANG	MARAPOKOT	via end,wgp,lbj,bma,mks,syr	407,000
1173	KUPANG	MARAPOKOT	via end,wgp,lbj,bma,mks,syr	407,000
1174	KUPANG	MAUMERE	via lrk	211,000
1175	KUPANG	MAUMERE	via lwb	211,000
1176	KUPANG	MAUMERE	via lwb,lrk	211,000
1177	KUPANG	MERAUKE	via klb,sml,tua,dbo,tmk,agt	566,000
1178	KUPANG	NUNUKAN	via lwb,mre,mks,pre,blp,trl	595,000
1179	KUPANG	NUNUKAN	via lwb,mmr,mks,pre,blp,ptl,trl	646,000
1180	KUPANG	PANTOLOAN	via lwb,mmr,mks,pre,blp	502,000
1181	KUPANG	PARE-PARE	via lwb,mre,mks,pre,blp,trl,nnk,blp	767,000
1182	KUPANG	PARE-PARE	via lwb,mre,mks	402,000
1183	KUPANG	ROTE		32,000
1184	KUPANG	SABU	via rte	75,000
1185	KUPANG	SAUMLAKI	via klb	326,000
1186	KUPANG	SELAYAR	via end,wgp,lbj,bma,mks	450,000
1187	KUPANG	SEMARANG	via lrk,lbj,bma,mks,btl	552,000
1188	KUPANG	SURABAYA	via end,wgp,bma,bna	459,000
1189	KUPANG	SURABAYA	via lrk,mmr,mks	451,000
1190	KUPANG	SURABAYA	via lwb,lrk,mmr,mks	451,000
1191	KUPANG	SURABAYA	via rte,sbu,end,wgp,bma,bna	459,000
1192	KUPANG	TARAKAN	via lwb,mre,mks,pre,blp	558,000
1193	KUPANG	TARAKAN	via lwb,mmr,mks,pre,blp,ptl	618,000
1194	KUPANG	TG.PRIOK	via lrk,mmr,mks,sby	483,000
1195	KUPANG	TG.PRIOK	via lwb,lrk,mmr,mks,sby	483,000
1196	KUPANG	TIMIKA	via klb,sml,tua,dbo	412,000
1197	KUPANG	TUAL	via klb,sml	373,000
1198	KUPANG	WAINGAPU	via end	196,000
1199	KUPANG	WAINGAPU	via rte,sbu,end	196,000
1200	KUPANG	BADAS	via end,wng,lbj	349,000
1201	KUPANG	SURABAYA	via lrm,lbj,bma,mks,btl	506,000
1202	KUPANG	AMBON	via lwb	326,000
1203	KUPANG	PAK-PAK	via lwb,amb	421,000
1204	KUPANG	SORONG	via lwb,amb,fak	428,000
1205	KUPANG	MANOKWARI	via lwb,amb,fak,srg	495,000
1206	KUPANG	WASIOR	via lwb,amb,fak,srg,mnw	532,000
1207	KUPANG	NABIRE	via lwb,amb,fak,srg,mnw,wsr	572,000
1208	LABUAN BAJO	BATULICIN	via bma,mks	296,000
1209	LABUAN BAJO	BAU-BAU	via mks	254,000
1210	LABUAN BAJO	BENOA	via bma,amp	218,000
1211	LABUAN BAJO	BIMA		66,000
1212	LABUAN BAJO	BITUNG	via mks,bau,rha,kdr,kdl,lwk,grt	485,000
1213	LABUAN BAJO	GORONTALO	via mks,bau,rha,kdr,kdl,lwk	419,000
1214	LABUAN BAJO	KENDARI	via mks,bau,rha	310,000
1215	LABUAN BAJO	KOLONEDALE	via mks,bau,rha,kdr	407,000
1216	LABUAN BAJO	KUMAI	via bma,mks,bln,smg	485,000
1217	LABUAN BAJO	LEMBAR	via bma	178,000
1218	LABUAN BAJO	LUWUK	via mks,bau,rha,kdr,kdl	430,000
1219	LABUAN BAJO	MAKASSAR		157,000
1220	LABUAN BAJO	RAHA	via mks,bau	273,000
1221	LABUAN BAJO	SEMARANG	via bma,mks,bln	453,000
1222	LABUANBAJO	AGATS	via mks,bau,wnc,amb,bnd,sml,tua,dbo,tmk	688,000
1223	LABUANBAJO	AGATS	via lrk,kpg,klb,sml,tua,dbo,tmk	582,000

NO	TRAYEK			Tarif (Rp./Penumpang)
1224	LABUANBAJO	AMBON	via mks,bau,wnc	449,000
1225	LABUANBAJO	BANDA	via mks,bau,wnc,amb	419,000
1226	LABUANBAJO	BANGGAI	via mks,bau,rha,knd,kdl,lwk	431,000
1227	LABUANBAJO	BATULICIN	via bma,mks	296,000
1228	LABUANBAJO	BIMA		66,000
1229	LABUANBAJO	BITUNG	via mks,bau,rha,knd,kdl,lwk,bgi,grt	485,000
1230	LABUANBAJO	CIREBON	via bma,mks,btl,smg	500,000
1231	LABUANBAJO	DOBO	via mks,bau,wnc,amb,bnd,sml,tua	606,000
1232	LABUANBAJO	DOBO	via lrk,kpg,klb,sml,tua	460,000
1233	LABUANBAJO	ENDE	via wgp	131,000
1234	LABUANBAJO	GORONTALO	via mks,bau,rha,knd,kdl,lwk,bgi	431,000
1235	LABUANBAJO	KALABAHI	via bma,mks,syr,mrp,lrk	446,000
1236	LABUANBAJO	KALABAHI	via lrk,kpg	258,000
1237	LABUANBAJO	KUPANG	via wgp,end	208,000
1238	LABUANBAJO	KUPANG	via lrk	208,000
1239	LABUANBAJO	LARANTUKA	via bma,mks,syr,mrp	398,000
1240	LABUANBAJO	LARANTUKA		152,000
1241	LABUANBAJO	MAKASSAR	via bma	229,000
1242	LABUANBAJO	MARAPOKOT	via bma,mks,syr	346,000
1243	LABUANBAJO	MERAUKE	via mks,bau,wnc,amb,bnd,sml,tua,db,tmk,agt	808,000
1244	LABUANBAJO	MERAUKE	via lrk,kpg,klb,sml,tua,db,tmk,agt	680,000
1245	LABUANBAJO	SAUMLAKI	via mks,bau,wnc,amb,bnd	482,000
1246	LABUANBAJO	SAUMLAKI	via lrk,kpg,klb	452,000
1247	LABUANBAJO	SELAYAR	via bma,mks	326,000
1248	LABUANBAJO	SEMARANG	via bma,mks,btl	437,000
1249	LABUANBAJO	SEMARANG	via bma,lbr,bna,sby	408,000
1250	LABUANBAJO	SURABAYA	via bma,lbr,bna	339,000
1251	LABUANBAJO	TIMIKA	via mks,bau,wnc,amb,bnd,sml,tua,db	653,000
1252	LABUANBAJO	TIMIKA	via lrk,kpg,klb,sml,tua,db	527,000
1253	LABUANBAJO	TUAL	via mks,bau,wnc,amb,bnd,sml	516,000
1254	LABUANBAJO	TUAL	via lrk,kpg,klb,sml	422,000
1255	LABUANBAJO	WAINGAPU		63,000
1256	LABUANBAJO	WANCI	via mks,bau	294,000
1257	LABUANBAJO	BADAS		128,000
1258	LABUANBAJO	SEMARANG	via mks, blc	412,000
1259	LABUANBAJO	SURABAYA	via bma,mks,btl	404,000
1260	LABUANBAJO	MARAPOKOT		63,000
1261	LABUANBAJO	MAKASSAR		157,000
1262	LABUANBAJO	SURABAYA		262,000
1263	LARANTUKA	AGATS	via kpg,klb,sml,tua,db,tmk	488,000
1264	LARANTUKA	BATULICIN	via lbj,bma,mks	438,000
1265	LARANTUKA	BENOA	via kpg,end,wgp,bma	441,000
1266	LARANTUKA	BENOA	via klb,kpg,rte,sbu,end,wgp,bma	443,000
1267	LARANTUKA	BIMA	via kpg,end,wgp	333,000
1268	LARANTUKA	BIMA	via lbj	211,000
1269	LARANTUKA	BIMA	via klb,kpg,rte,sbu,end,wgp	410,000
1270	LARANTUKA	CIREBON	via lbj,bma,mks,btl,smg	579,000
1271	LARANTUKA	DOBO	via kpg,klb,sml,tua	455,000
1272	LARANTUKA	ENDE	via kpg	215,000
1273	LARANTUKA	ENDE	via klb,kpg,rte,sbu	218,000
1274	LARANTUKA	KALABAHI		72,000
1275	LARANTUKA	KALABAHI	via kpg	155,000
1276	LARANTUKA	KIJANG	via mmr,mks,sby,rgp	685,000
1277	LARANTUKA	KUPANG		72,000
1278	LARANTUKA	KUPANG	via lwb	142,000
1279	LARANTUKA	KUPANG	via klb	144,000
1280	LARANTUKA	LABUANBAJO		152,000
1281	LARANTUKA	LEWOLEBA		34,000
1282	LARANTUKA	MAKASSAR	via mrp,syr	199,000
1283	LARANTUKA	MAKASSAR	via mmr	199,000
1284	LARANTUKA	MAKASSAR	via lbj,bma	346,000
1285	LARANTUKA	MARAPOKOT		89,000
1286	LARANTUKA	MAUMERE		47,000
1287	LARANTUKA	MERAUKE	via kpg,klb,sml,tua,db,tmk,agt	586,000
1288	LARANTUKA	ROTE	via klb,kpg	170,000
1289	LARANTUKA	SABU	via klb,kpg,rte	211,000
1290	LARANTUKA	SAUMLAKI	via kpg,klb	384,000
1291	LARANTUKA	SELAYAR	via mrp	198,000
1292	LARANTUKA	SEMARANG	via lbj,bma,mks,btl	517,000
1293	LARANTUKA	SURABAYA	via kpg,end,wgp,bma,bna	473,000
1294	LARANTUKA	SURABAYA	via mmr,mks	422,000
1295	LARANTUKA	SURABAYA	via klb,kpg,rte,sbu,end,wgp,bma,bna	475,000
1296	LARANTUKA	TG.PRIOK	via mmr,mks,sby	467,000
1297	LARANTUKA	TIMIKA	via kpg,klb,sml,tua,db	431,000
1298	LARANTUKA	TUAL	via kpg,klb,sml	402,000
1299	LARANTUKA	WAINGAPU	via kpg,end	262,000
1300	LARANTUKA	WAINGAPU	via klb,kpg,rte,sbu,end	266,000
1301	LARANTUKA	SURABAYA	via lbj,bma,mks,btl	471,000
1302	LARANTUKA	AMBON	via kpg,lwb	339,000
1303	LARANTUKA	FAK-FAK	via kpg,lwb,amb	431,000
1304	LARANTUKA	SORONG	via kpg,lwb,amb,fak	436,000
1305	LARANTUKA	MANOKWARI	via kpg,lwb,amb,fak,srg	503,000
1306	LARANTUKA	WASIOR	via kpg,lwb,amb,fak,srg,mnw	540,000
1307	LARANTUKA	NABIRE	via kpg,lwb,amb,fak,srg,mnw,wsr	580,000
1308	LARANTUKA	MAKASSAR		194,000
1309	LARANTUKA	PARE-PARE	via mks	324,000
1310	LARANTUKA	BALIKPAPAN	via mks,pre	415,000
1311	LARANTUKA	PANTOLOAN	via mks,pre,bpp	422,000
1312	LARANTUKA	TARAKAN	via mks,pre,bpp,ptl	535,000
1313	LARANTUKA	NUNUKAN	via mks,pre,bpp,ptr,trk	562,000
1314	LARAT	AGATS	via tual,dobo,tmk	288,000
1315	LARAT	AMAHAI	via sml, bnd	284,000
1316	LARAT	AMBON	via sml, bnd, amh	319,000
1317	LARAT	BANDA	via sml	230,000
1318	LARAT	BAU-BAU	via sml, bnd, amh, amb, wnc	436,000

15				
NO	TRAYEK			Tarif (Rp./Penumpang)
1319	LARAT	BENOA	via sml, bnd, amh, amb, wnc, mks, bma	527,000
1320	LARAT	BIMA	via sml, bnd, amh, amb, wnc, mks	484,000
1321	LARAT	DOBO	via tual	146,000
1322	LARAT	MAKASSAR	via sml, bnd, amh, amb, wnc, bau	458,000
1323	LARAT	MERAUKE	via tual,dobo,tnk,agt	423,000
1324	LARAT	SAUMLAKI		70,000
1325	LARAT	SURABAYA	via sml, bnd, amh, amb, wnc, mks, bma, bnoa	586,000
1326	LARAT	TIMIKA	via tual,dobo	235,000
1327	LARAT	TUAL		75,000
1328	LARAT	WANCI	via sml, bnd, amh, amb	384,000
1329	LEMBAR	BANGGAI	via bma,lbj,mks,bau,rha,knd,kdl,lwk	491,000
1330	LEMBAR	BAU-BAU	via bma,lbj,mks	390,000
1331	LEMBAR	BENOA		38,000
1332	LEMBAR	BIMA		127,000
1333	LEMBAR	BITUNG	via bma,lbj,mks,bau,rha,kdr,kdl,lwk,grt	587,000
1334	LEMBAR	BITUNG	via bma,lbj,mks,bau,rha,knd,kdl,lwk,bgi,grt	587,000
1335	LEMBAR	GORONTALO	via bma,lbj,mks,bau,rha,kdr,kdl,lwk	529,000
1336	LEMBAR	GORONTALO	via bma,lbj,mks,bau,rha,knd,kdl,lwk,bgi	529,000
1337	LEMBAR	KENDARI	via bma,lbj,mks,bau,rha	432,000
1338	LEMBAR	KOLONEDALE	via bma,lbj,mks,bau,rha,kdr	446,000
1339	LEMBAR	LABUAN BAJO	via bma	178,000
1340	LEMBAR	LUWUK	via bma,lbj,mks,bau,rha,kdr,kdl	485,000
1341	LEMBAR	MAKASSAR	via bma,lbj	286,000
1342	LEMBAR	RAHA	via bma,lbj,mks,bau	403,000
1343	LEMBAR	SEMARANG	via bna,sby	276,000
1344	LEMBAR	SURABAYA	via bna	203,000
1345	LEMBAR	WAINGAPU		188,000
1346	LEMBAR	ENDE	via wai	237,000
1347	LEMBAR	SURABAYA		140,000
1348	LETUNG	BELINYU	via kjg	199,000
1349	LETUNG	KIJANG		85,000
1350	LETUNG	MIDAI	via tmp,ntn	160,000
1351	LETUNG	NATUNA	via tmp	136,000
1352	LETUNG	PONTIANAK	via tmp,ntn,mdi,sm	318,000
1353	LETUNG	SERASAN	via tmp,ntn,mdi	188,000
1354	LETUNG	SURABAYA	via tmp,ntn,mdi,sm,ptk	456,000
1355	LETUNG	TAMBELAN	via tmp,ntn,mdi,sm	257,000
1356	LETUNG	TAREMPA		34,000
1357	LETUNG	TG.PANDAN	via kjg	256,000
1358	LETUNG	TG.PRIOK	via kjg,bny	387,000
1359	LETUNG	TG.PRIOK	via kjg,tpn	387,000
1360	LEWOLEBA	BALIKPAPAN	via mre,mks,pre,blp,trk,nnk	632,000
1361	LEWOLEBA	BALIKPAPAN	via mre,mks,pre	427,000
1362	LEWOLEBA	BAU-BAU	via mre,mks,pre,blp,trk,nnk,blp,pre,mks	783,000
1363	LEWOLEBA	KIJANG	via lrk,mmr,mks,sby,tgp	692,000
1364	LEWOLEBA	KUPANG		136,000
1365	LEWOLEBA	LARANTUKA		34,000
1366	LEWOLEBA	MAKASSAR	via mre,mks,pre,blp,trk,nnk,blp,pre	705,000
1367	LEWOLEBA	MAKASSAR	via mre	229,000
1368	LEWOLEBA	MAKASSAR	via lrk,mmr	229,000
1369	LEWOLEBA	MAUMERE		69,000
1370	LEWOLEBA	MAUMERE	via lrk	69,000
1371	LEWOLEBA	NUNUKAN	via mre,mks,pre,blp,trk	487,000
1372	LEWOLEBA	NUNUKAN	via mmr,mks,pre,blp,ptl,trk	579,000
1373	LEWOLEBA	PANTOLOAN	via mmr,mks,pre,blp	435,000
1374	LEWOLEBA	PARE-PARE	via mre,mks,pre,blp,trk,nnk,blp	659,000
1375	LEWOLEBA	PARE-PARE	via mre,mks	333,000
1376	LEWOLEBA	SURABAYA	via lrk,mmr,mks	438,000
1377	LEWOLEBA	TARAKAN	via mre,mks,pre,blp	449,000
1378	LEWOLEBA	TARAKAN	via mmr,mks,pre,blp,ptl	551,000
1379	LEWOLEBA	TG.PRIOK	via lrk,mmr,mks,sby	487,000
1380	LEWOLEBA	AMBON		227,000
1381	LEWOLEBA	FAK-FAK	via amb	358,000
1382	LEWOLEBA	SORONG	via amb,fak	415,000
1383	LEWOLEBA	MANOKWARI	via amb,fak,sg	428,000
1384	LEWOLEBA	WASIOR	via amb,fak,sg,mnw	465,000
1385	LEWOLEBA	NABIRE	via amb,fak,sg,mnw,wsr	504,000
1386	LIRUNG	BITUNG	via thn,sia	164,000
1387	LIRUNG	BITUNG	via mrr,thn,sia	164,000
1388	LIRUNG	BULI	via mrr,thn,sia,btg,tbl	336,000
1389	LIRUNG	GEBE	via mrr,thn,sia,btg,tbl,bli	378,000
1390	LIRUNG	GORONTALO	via thn,sia,btg	249,000
1391	LIRUNG	KARATUNG		39,000
1392	LIRUNG	MARORE		51,000
1393	LIRUNG	MIANGAS	via krg	72,000
1394	LIRUNG	P. TOGIAN	via thn,sia,btg,grt	295,000
1395	LIRUNG	POSO	via thn,sia,btg,grt,ptg	336,000
1396	LIRUNG	SIAU	via mrr,thn	97,000
1397	LIRUNG	SIAU	via thn	97,000
1398	LIRUNG	TAHUNA		66,000
1399	LIRUNG	TAHUNA	via mrr	66,000
1400	LIRUNG	TERNATE	via thn,sia,btg,grt,ptg,pso,ptg,grt,btg	452,000
1401	LIRUNG	TERNATE	via mrr,thn,sia,btg,tbl,bli,ge	453,000
1402	LIRUNG	TOBELO	via mrr,thn,sia,btg	283,000
1403	LIRUNG	KAHIKITANG	via thna,	95,000
1404	LIRUNG	KAHIKITANG	via mrr, thn	95,000
1405	LOWELEBA	BALIKPAPAN	via mre,mks,pre	427,000
1406	LOWELEBA	BALIKPAPAN	via mre,mks,pre,blp,trk,nnk	632,000
1407	LOWELEBA	BAU-BAU	via mre,mks,pre,blp,trk,nnk,blp,pre,mks	783,000
1408	LOWELEBA	KUPANG		136,000
1409	LOWELEBA	MAKASSAR	via mre	229,000
1410	LOWELEBA	MAKASSAR	via mre,mks,pre,blp,trk,nnk,blp,pre	705,000
1411	LOWELEBA	MAUMERE		69,000
1412	LOWELEBA	NUNUKAN	via mre,mks,pre,blp,trk	487,000
1413	LOWELEBA	PARE-PARE	via mre,mks	333,000

NO	TRAYEK			Tarif (Rp. /Penumpang)
1414	LOWELEBA	PARE-PARE	via mre,mks,pre,blp,trk,nnk,blp	659,000
1415	LOWELEBA	TARAKAN	via mre,mks,pre,blp	449,000
1416	LUWUK	BANGGAI		53,000
1417	LUWUK	BAU-BAU	via kdl,kdr,rha	254,000
1418	LUWUK	BENOA	via kdl,kdr,rha,bau,mks,lbj,bma,amp	493,000
1419	LUWUK	BIMA	via kdl,kdr,rha,bau,mks,lbj	405,000
1420	LUWUK	BITUNG	via grt	185,000
1421	LUWUK	BITUNG	via bgi,grt	185,000
1422	LUWUK	GORONTALO		80,000
1423	LUWUK	GORONTALO	via bgi	80,000
1424	LUWUK	KENDARI	via kdl	198,000
1425	LUWUK	KOLONEDALE		72,000
1426	LUWUK	LABUAN BAJO	via kdl,kdr,rha,bau,mks	430,000
1427	LUWUK	LEMBAR	via kdl,kdr,rha,bau,mks,lbj,bma	485,000
1428	LUWUK	MAKASSAR	via kdl,kdr,rha,bau	368,000
1429	LUWUK	RAHA	via kdl,kdr	234,000
1430	LUWUK	SEMARANG	via kdl,knd,rha,bau,mks,lbj,bma,lbr,bna,sby	614,000
1431	LUWUK	SURABAYA	via kdl,knd,rha,bau,mks,lbj,bma,lbr,bna	565,000
1432	MAKASSAR	AGATS	via bau,wnc,amb,bnd,smi,tua,dbo,tmk	675,000
1433	MAKASSAR	AGATS	via btg,mrt,srg,fak,kmn,tmk	726,000
1434	MAKASSAR	AGATS	via bma,lbj,lrk,kpg,kib,smi,tua,dbo,tmk	710,000
1435	MAKASSAR	AMBON	via bau,nml	391,000
1436	MAKASSAR	AMBON		391,000
1437	MAKASSAR	AMBON	via bau,wnc	391,000
1438	MAKASSAR	AMBON	via bau	391,000
1439	MAKASSAR	BALIKPAPAN	via pre,blp,trk,nnk	462,000
1440	MAKASSAR	BALIKPAPAN		184,000
1441	MAKASSAR	BALIKPAPAN	via pre	184,000
1442	MAKASSAR	BANDA	via bau,amb	398,000
1443	MAKASSAR	BANDA	via bau,wnc,amb	398,000
1444	MAKASSAR	BANGGAI	via bau	296,000
1445	MAKASSAR	BANGGAI	via bau,rha,knd,kdl,lwk	415,000
1446	MAKASSAR	BATAM	via sby,tgp	527,000
1447	MAKASSAR	BATULICIN		166,000
1448	MAKASSAR	BAU-BAU	via pre,blp,trk,nnk,blp,pre,mks	613,000
1449	MAKASSAR	BAU-BAU		149,000
1450	MAKASSAR	BENOA	via lbj,bma,amp	321,000
1451	MAKASSAR	BENOA	via bma	321,000
1452	MAKASSAR	BIAK	via bau,bgi,btg,tnt,srg,mwr,wsr,nbr,sri	720,000
1453	MAKASSAR	BIAK	via amb,srg	706,000
1454	MAKASSAR	BIAK	via bau,nml,amb,fak,srg,mwr,wsr,nbr,sri,jpr	862,000
1455	MAKASSAR	BIMA		183,000
1456	MAKASSAR	BIMA	via lbj	183,000
1457	MAKASSAR	BITUNG	via bau,bgi	474,000
1458	MAKASSAR	BITUNG	via bau,nml,amb,tnt	421,000
1459	MAKASSAR	BITUNG	via bau,rha,kdr,kdl,lwk,grt	407,000
1460	MAKASSAR	BITUNG		474,000
1461	MAKASSAR	BITUNG	via bau,rha,knd,kdl,lwk,bgi,grt	407,000
1462	MAKASSAR	CIREBON	via bti,smg	429,000
1463	MAKASSAR	DOBO	via bau,amb,bnd,tua	431,000
1464	MAKASSAR	DOBO	via bau,wnc,amb,bnd,smi,tua	572,000
1465	MAKASSAR	DOBO	via bma,lbj,lrk,kpg,kib,smi,tua	586,000
1466	MAKASSAR	ENDE	via bma,lbj,wgp	328,000
1467	MAKASSAR	FAK-FAK	via bau,amb,bnd,tua,dbo,kmn	535,000
1468	MAKASSAR	FAK-FAK	via bau,nml,amb	451,000
1469	MAKASSAR	FAK-FAK	via btg,mrt,srg	548,000
1470	MAKASSAR	GORONTALO	via bau,rha,kdr,kdl,lwk	403,000
1471	MAKASSAR	GORONTALO	via bau,rha,knd,kdl,lwk,bgi	424,000
1472	MAKASSAR	JAYAPURA	via bau,bgi,btg,tnt,srg,mwr,wsr,nbr,sri,bik	764,000
1473	MAKASSAR	JAYAPURA	via amb,srg,bik	764,000
1474	MAKASSAR	JAYAPURA	via srg,mwr,wsr,nbr	764,000
1475	MAKASSAR	JAYAPURA	via bau,srg,mwr	764,000
1476	MAKASSAR	JAYAPURA	via bau,srg,mwr,sri	764,000
1477	MAKASSAR	JAYAPURA	via bau,nml,amb,fak,srg,mwr,wsr,nbr,sri	764,000
1478	MAKASSAR	JAYAPURA	via srg,mwr,wsr,nbr,sri	764,000
1479	MAKASSAR	KAIMANA	via bau,amb,bnd,tua,dbo	478,000
1480	MAKASSAR	KAIMANA	via btg,mrt,srg,fak	624,000
1481	MAKASSAR	KALABAHI	via syr,mrp,lrk	299,000
1482	MAKASSAR	KALABAHI	via bma,lbj,lrk,kpg	411,000
1483	MAKASSAR	KENDARI	via bau,rha	207,000
1484	MAKASSAR	KIJANG	via sby,tjp	510,000
1485	MAKASSAR	KOLONEDALE	via bau,rha,kdr	311,000
1486	MAKASSAR	KUMAI	via bln,smg	465,000
1487	MAKASSAR	KUPANG	via pre,blp,trk,nnk,blp,pre,mks,mre,lwb	714,000
1488	MAKASSAR	KUPANG	via bma,lbj,wgp,end	398,000
1489	MAKASSAR	KUPANG	via mmr,lrk	373,000
1490	MAKASSAR	KUPANG	via mre,lwb	373,000
1491	MAKASSAR	KUPANG	via mmr,lrk,lwb	373,000
1492	MAKASSAR	KUPANG	via bma,lbj,lrk	398,000
1493	MAKASSAR	KUPANG	via mmr,kpg	373,000
1494	MAKASSAR	LABUAN BAJO		157,000
1495	MAKASSAR	LABUANBAJO	via bma	229,000
1496	MAKASSAR	LARANTUKA	via syr,mrp	199,000
1497	MAKASSAR	LARANTUKA	via mmr	199,000
1498	MAKASSAR	LARANTUKA	via bma,lbj	346,000
1499	MAKASSAR	LEMBAR	via lbj,bma	286,000
1500	MAKASSAR	LEWOLEBA	via pre,blp,trk,nnk,blp,pre,mks,mre	632,000
1501	MAKASSAR	LEWOLEBA	via mre	229,000
1502	MAKASSAR	LEWOLEBA	via mmr,lrk	229,000
1503	MAKASSAR	LUWUK	via bau,rha,kdr,kdl	368,000
1504	MAKASSAR	MAKASSAR	via pre,blp,trk,nnk,blp,pre	535,000
1505	MAKASSAR	MANOKWARI	via bau,bgi,btg,tnt,srg	618,000
1506	MAKASSAR	MANOKWARI	via bau,nml,amb,fak,srg	618,000
1507	MAKASSAR	MANOKWARI	via srg	618,000
1508	MAKASSAR	MANOKWARI	via bau,srg	618,000

NO	TRAYEK			Tarif (Rp. / Penumpang)
1509	MAKASSAR	MANOKWARI	via amb,srg	618,000
1510	MAKASSAR	MARAPOKOT	via syr	142,000
1511	MAKASSAR	MAUMERE	via pre,blp,trk,nnk,blp,pre,mks	587,000
1512	MAKASSAR	MAUMERE		166,000
1513	MAKASSAR	MERAUKE	via bau,wnc,amb,bnd,sm1,tua,dbo,tmk,agt	761,000
1514	MAKASSAR	MERAUKE	via btg,mrt,srg,fak,kmn,tmk,agt	847,000
1515	MAKASSAR	MERAUKE	via bma,lbj,lrk,kpg,kdb,sm1,tua,dbo,tmk,agt	808,000
1516	MAKASSAR	MOROTAI	via btg	498,000
1517	MAKASSAR	NABIRE	via bau,bgi,btg,tnt,srg,mwr,wsr	675,000
1518	MAKASSAR	NABIRE	via bau,nml,amb,fak,srg,mwr	675,000
1519	MAKASSAR	NABIRE	via srg,mwr,wsr	675,000
1520	MAKASSAR	NABIRE	via bau,nml,amb,fak,srg,mwr,wsr	675,000
1521	MAKASSAR	NAMLEA	via bau	414,000
1522	MAKASSAR	NUNUKAN	via pre,blp,trk	383,000
1523	MAKASSAR	NUNUKAN	via pre,blp,ptl,trk	452,000
1524	MAKASSAR	PANTOLOAN	via blp	277,000
1525	MAKASSAR	PANTOLOAN	via pre,blp	283,000
1526	MAKASSAR	PARE-PARE	via pre,blp,trk,nnk,blp	490,000
1527	MAKASSAR	PARE-PARE		131,000
1528	MAKASSAR	RAHA	via bau	169,000
1529	MAKASSAR	SAUMLAKI	via bau,wnc,amb,bnd	460,000
1530	MAKASSAR	SAUMLAKI	via bma,lbj,lrk,kpg,kdb	519,000
1531	MAKASSAR	SELAYAR		111,000
1532	MAKASSAR	SEMARANG	via bln	373,000
1533	MAKASSAR	SEMARANG	via sby,tdp	446,000
1534	MAKASSAR	SEMARANG	via sby	373,000
1535	MAKASSAR	SEMARANG	via lbj,bma,lbr,bna,sby	463,000
1536	MAKASSAR	SEMARANG		373,000
1537	MAKASSAR	SERUI	via bau,bgi,btg,tnt,srg,mwr,wsr,nbr	706,000
1538	MAKASSAR	SERUI	via bau,srg,mwr	706,000
1539	MAKASSAR	SERUI	via bau,nml,amb,fak,srg,mwr,wsr,nbr	706,000
1540	MAKASSAR	SERUI	via srg,mwr,wsr,nbr	716,000
1541	MAKASSAR	SERUI	via amb,srg,mwr	716,000
1542	MAKASSAR	SORONG	via bau,bgi,btg,tnt	548,000
1543	MAKASSAR	SORONG	via bau,nml,amb,fak	548,000
1544	MAKASSAR	SORONG	via amb	548,000
1545	MAKASSAR	SORONG		548,000
1546	MAKASSAR	SORONG	via bau	548,000
1547	MAKASSAR	SORONG	via btg,mrt	514,000
1548	MAKASSAR	SURABAYA		258,000
1549	MAKASSAR	SURABAYA	via bma,bna	371,000
1550	MAKASSAR	SURABAYA	via lbj,bma,lbr,bna	371,000
1551	MAKASSAR	TARAKAN	via pre,blp	329,000
1552	MAKASSAR	TARAKAN	via pre,blp,ptl	418,000
1553	MAKASSAR	TERNATE	via bau,bgi,btg	480,000
1554	MAKASSAR	TERNATE	via bau,nml,amb	434,000
1555	MAKASSAR	TG. PRIOK	via sby	428,000
1556	MAKASSAR	TG. PRIOK		428,000
1557	MAKASSAR	TG. PRIOK	via bma,bna,sby	434,000
1558	MAKASSAR	TIMIKA	via bau,wnc,amb,bnd,sm1,tua,dbo	586,000
1559	MAKASSAR	TIMIKA	via btg,mrt,srg,fak,kmn	693,000
1560	MAKASSAR	TIMIKA	via bma,lbj,lrk,kpg,kdb,sm1,tua,dbo	654,000
1561	MAKASSAR	TOLI-TOLI	via blp,ptl	350,000
1562	MAKASSAR	TOLI-TOLI	via pre,blp,trk,nnk	426,000
1563	MAKASSAR	TUAL	via bau,amb,bnd	458,000
1564	MAKASSAR	TUAL	via bau,wnc,amb,bnd,sm1	488,000
1565	MAKASSAR	TUAL	via bma,lbj,lrk,kpg,kdb,sm1	550,000
1566	MAKASSAR	WAINGAPU	via bma,lbj	282,000
1567	MAKASSAR	WANCI	via bau	211,000
1568	MAKASSAR	WASIOR	via bau,bgi,btg,tnt,srg,mwr	655,000
1569	MAKASSAR	WASIOR	via srg,mwr	655,000
1570	MAKASSAR	WASIOR	via bau,nml,amb,fak,srg,mwr	655,000
1571	MAKASSAR	AMAHAI	via bau,wnci,amb	382,000
1572	MAKASSAR	BACAN	via bau,bgi,bit,ter	436,000
1573	MAKASSAR	LARAT	via bau,wnci,amb,amh,bnd,saum	458,000
1574	MAKASSAR	SURABAYA	via btl	320,000
1575	MAKASSAR	LABUANBAJO		157,000
1576	MAKASSAR	SURABAYA	via lbj	258,000
1577	MANOKWARI	AMBON	via srg,fak	307,000
1578	MANOKWARI	AMBON	via srg	307,000
1579	MANOKWARI	AMURANG	via mwr,srg,tnt,btg	427,000
1580	MANOKWARI	BALIKPAPAN	via srg,fak,amb,nml,bau,mks	716,000
1581	MANOKWARI	BALIKPAPAN	via srg,tnt,btg,ptl	623,000
1582	MANOKWARI	BANGGAI	via srg,tnt,btg	436,000
1583	MANOKWARI	BAU-BAU	via srg,tnt,btg,bgi	542,000
1584	MANOKWARI	BAU-BAU	via srg,fak,amb,nml	542,000
1585	MANOKWARI	BAU-BAU	via srg	542,000
1586	MANOKWARI	BIAK	via wsr,nbr,sri	233,000
1587	MANOKWARI	BIAK	via nbr,sri	233,000
1588	MANOKWARI	BIAK	via wsr,nbr,sri,jpr	402,000
1589	MANOKWARI	BIAK	via sri	233,000
1590	MANOKWARI	BITUNG	via srg,tnt	414,000
1591	MANOKWARI	FAK-FAK	via srg	238,000
1592	MANOKWARI	JAYAPURA	via wsr,nbr,sri,bik	257,000
1593	MANOKWARI	JAYAPURA	via wsr,nbr	257,000
1594	MANOKWARI	JAYAPURA		257,000
1595	MANOKWARI	JAYAPURA	via nbr,sri	257,000
1596	MANOKWARI	JAYAPURA	via sri	257,000
1597	MANOKWARI	JAYAPURA	via nbr,sri,bia	257,000
1598	MANOKWARI	JAYAPURA	via wsr,nbr,sri	257,000
1599	MANOKWARI	JAYAPURA	via sri,bia	257,000
1600	MANOKWARI	MAKASSAR	via srg,tnt,btg,bgi,bau	618,000
1601	MANOKWARI	MAKASSAR	via srg,fak,amb,nml,bau	618,000
1602	MANOKWARI	MAKASSAR	via srg	618,000
1603	MANOKWARI	MAKASSAR	via srg,bau	618,000

NO	TRAYEK			Tarif (Rp./Penumpang)
1604	MANOKWARI	MAKASSAR	via srg,amb	618,000
1605	MANOKWARI	NABIRE	via wsr	101,000
1606	MANOKWARI	NABIRE		101,000
1607	MANOKWARI	NAMLEA	via srg,fak,amb	353,000
1608	MANOKWARI	PANTOLOAN	via srg,fak,amb,nml,bau,mks,blp	776,000
1609	MANOKWARI	PANTOLOAN	via srg,tnt,btg	483,000
1610	MANOKWARI	PANTOLOAN	via srg,tnt,btg,tol	483,000
1611	MANOKWARI	SEMARANG	via srg,mks,sby	688,000
1612	MANOKWARI	SERUI	via wsr,nbr	168,000
1613	MANOKWARI	SERUI	via nbr	168,000
1614	MANOKWARI	SERUI		168,000
1615	MANOKWARI	SORONG		136,000
1616	MANOKWARI	SURABAYA	via srg,mks	681,000
1617	MANOKWARI	SURABAYA	via srg,bau,mks	681,000
1618	MANOKWARI	SURABAYA	via srg,tnt,btg,ptl,blp	681,000
1619	MANOKWARI	SURABAYA	via srg,amb,mks	681,000
1620	MANOKWARI	TERNATE	via srg	325,000
1621	MANOKWARI	TG. PRIOK	via mwr,srg,fak,amb,nml,bau,mks	887,000
1622	MANOKWARI	TG. PRIOK	via srg,bau,mks,sby	887,000
1623	MANOKWARI	TG. PRIOK	via srg,tnt,btg,tol,ptl,blp,sby	887,000
1624	MANOKWARI	TG. PRIOK	via srg,amb,mks,sby	887,000
1625	MANOKWARI	TOLI-TOLI	via srg,fak,amb,nml,bau,mks,blp,ptl	827,000
1626	MANOKWARI	TOLI-TOLI	via srg,tnt,btg	467,000
1627	MANOKWARI	WASIOR		68,000
1628	MANOKWARI	BUOL	via srg,ter,bit,amr	453,000
1629	MANOKWARI	BACAN	via srg	205,000
1630	MANOKWARI	KUPANG	via srg,fak,amb	408,000
1631	MANOKWARI	LEWOLEBA	via srg,fak,amb,kpg	445,000
1632	MANOKWARI	LARANTUKA	via srg,fak,amb,kpg,lwb	455,000
1633	MANOKWARI	MAUMERE	via srg,fak,amb,kpg,lwb,ltk	479,000
1634	MARAPOKOT	KALABAH	via lrk	229,000
1635	MARAPOKOT	LARANTUKA		89,000
1636	MARAPOKOT	MAKASSAR	via syr	142,000
1637	MARAPOKOT	SELAYAR		101,000
1638	MARAPOKOT	LABUANBAJO		63,000
1639	MARAPOKOT	MAKASSAR	via lbj	190,000
1640	MARORE	BITUNG	via thn,sia	136,000
1641	MARORE	BULI	via thn,sia,btg,tbl	307,000
1642	MARORE	GEBE	via thn,sia,btg,tbl,bl	346,000
1643	MARORE	KARATUNG	via lrg	86,000
1644	MARORE	LIRUNG		51,000
1645	MARORE	MIANGAS	via lrg,ktg	133,000
1646	MARORE	SIAU	via thn	75,000
1647	MARORE	TAHUNA		44,000
1648	MARORE	TERNATE	via thn,sia,btg,tbl,bl,gbe	428,000
1649	MARORE	TOBELO	via thn,sia,btg	251,000
1650	MARORE	KAHIKITANG	via thn	73,000
1651	MAUMERE	BALIKPAPAN	via mks,pre,blp,trl,nnk	558,000
1652	MAUMERE	BALIKPAPAN	via mks,pre	350,000
1653	MAUMERE	BAU-BAU	via mks,pre,blp,trl,nnk,blp,pre,mks	708,000
1654	MAUMERE	KIJANG	via mks,sby,tgp	599,000
1655	MAUMERE	KUPANG		211,000
1656	MAUMERE	KUPANG	via lrk,lwb	211,000
1657	MAUMERE	KUPANG	via lwb	211,000
1658	MAUMERE	LARANTUKA		47,000
1659	MAUMERE	LEWOLEBA		69,000
1660	MAUMERE	LEWOLEBA	via lrk	69,000
1661	MAUMERE	MAKASSAR	via mks,pre,blp,trl,nnk,blp,pre	632,000
1662	MAUMERE	MAKASSAR		166,000
1663	MAUMERE	NUNUKAN	via mks,pre,blp,trl	412,000
1664	MAUMERE	NUNUKAN	via mks,pre,blp,ptl,trl	502,000
1665	MAUMERE	PANTOLOAN	via mks,pre,blp	410,000
1666	MAUMERE	PARE-PARE	via mks,pre,blp,trl,nnk,blp	585,000
1667	MAUMERE	PARE-PARE	via mks	232,000
1668	MAUMERE	SURABAYA	via mks	388,000
1669	MAUMERE	TARAKAN	via mks,pre,blp	424,000
1670	MAUMERE	TARAKAN	via mks,pre,blp,ptl	473,000
1671	MAUMERE	TG. PRIOK	via mks,sby	461,000
1672	MAUMERE	AMBON	via ltk,kpg,lwb	413,000
1673	MAUMERE	FAK-FAK	via ltk,kpg,lwb,amb	449,000
1674	MAUMERE	SORONG	via ltk,kpg,lwb,amb,fak	510,000
1675	MAUMERE	MANOKWARI	via ltk,kpg,lwb,amb,fak,srg	578,000
1676	MAUMERE	WASIOR	via ltk,kpg,lwb,amb,fak,srg,mnw	645,000
1677	MAUMERE	NABIRE	via ltk,kpg,lwb,amb,fak,srg,mnw,wsr	684,000
1678	MAUMERE	PANTOLOAN	via lntk, mksr, pare2, blkpn	420,000
1679	MAUMERE	PARE-PARE	via lntk, mksr	293,000
1680	MAUMERE	BALIKPAPAN	via lntk, mksr, pare2	378,000
1681	MAUMERE	PANTOLOAN	via lntk, mksr, pare2, blkpn	420,000
1682	MAUMERE	TARAKAN	via lntk, mksr, pare2, blkpn, pntln	459,000
1683	MAUMERE	NUNUKAN	via lntk, mksr, pare2, blkpn, pntln, trkn	487,000
1684	MERAUKE	AGATS		218,000
1685	MERAUKE	AMBON	via agt,tmk,dbu,tua,sml,bnd	534,000
1686	MERAUKE	BABANG/BACAN	via agt,tmk,tua,kmn,fak,srg	551,000
1687	MERAUKE	BANDA	via agt,tmk,dbu,tua,sml	503,000
1688	MERAUKE	BANGGAI	via agt,tmk,tua,kmn,fak,srg,bbg,btg	672,000
1689	MERAUKE	BATULICIN	via agt,tmk,dbu,tua,sml,kib,kpg,lrk,lbj,bma,mks	896,000
1690	MERAUKE	BAU-BAU	via agt,tmk,dbu,tua,sml,bnd,amb,wnc	685,000
1691	MERAUKE	BAU-BAU	via agt,tmk,tua,kmn,fak,srg,bbg,btg,bgi	685,000
1692	MERAUKE	BENOA	via agt,tmk,dbu,tua,sml,bnd,amb,wnc,bau,mks,bma	818,000
1693	MERAUKE	BIMA	via agt,tmk,dbu,tua,sml,bnd,amb,wnc,bau,mks	808,000
1694	MERAUKE	BIMA	via agt,tmk,dbu,tua,sml,kib,kpg,lrk,lbj	716,000
1695	MERAUKE	BITUNG	via agt,tmk,kmn,fak,srg	624,000
1696	MERAUKE	BITUNG	via agt,tmk,kmn,fak,srg,mrt	624,000
1697	MERAUKE	BITUNG	via agt,tmk,tua,kmn,fak,srg,bbg	624,000
1698	MERAUKE	CIREBON	via agt,tmk,dbu,tua,sml,kib,kpg,lrk,lbj,bma,mks,bl,smg	1,037,000

NO	TRAYEK			Tarif (Rp./Penumpang)
1699	MERAUKE	DOBO	via agt,tmk	369,000
1700	MERAUKE	FAK-FAK	via agt,tmk,kmn	463,000
1701	MERAUKE	FAK-FAK	via agt,tmk,tua,kmn	463,000
1702	MERAUKE	KAIMANA	via agt,tmk	405,000
1703	MERAUKE	KAIMANA	via agt,tmk,tua	405,000
1704	MERAUKE	KALABAH	via agt,tmk,dbo,tua,sml	534,000
1705	MERAUKE	KUPANG	via agt,tmk,dbo,tua,sml,kib	566,000
1706	MERAUKE	LABUANBAJO	via agt,tmk,dbo,tua,sml,kib,kpg,lrk	680,000
1707	MERAUKE	LARANTUKA	via agt,tmk,dbo,tua,sml,kib,kpg	586,000
1708	MERAUKE	MAKASSAR	via agt,tmk,dbo,tua,sml,bnd,amb,wnc,bau	761,000
1709	MERAUKE	MAKASSAR	via agt,tmk,tua,kmn,fak,srg,bbg,btg,bgi,bau	761,000
1710	MERAUKE	MAKASSAR	via agt,tmk,dbo,tua,sml,kib,kpg,lrk,lbj,bma	808,000
1711	MERAUKE	MOROTAI	via agt,tmk,kmn,fak,srg	542,000
1712	MERAUKE	SAUMLAKI	via agt,tmk,dbo,tua	408,000
1713	MERAUKE	SEMARANG	via agt,tmk,dbo,tua,sml,kib,kpg,lrk,lbj,bma,mks,btl	1,032,000
1714	MERAUKE	SORONG	via agt,tmk,kmn,fak	533,000
1715	MERAUKE	SORONG	via agt,tmk,tua,kmn,fak	533,000
1716	MERAUKE	SURABAYA	via agt,tmk,dbo,tua,sml,bnd,amb,wnc,bau,mks,bma,bna	887,000
1717	MERAUKE	SURABAYA	via agt,tmk,tua,kmn,fak,srg,bbg,btg,bgi,bau,mks	887,000
1718	MERAUKE	TG.PRIOK	via agt,tmk,dbo,tua,sml,bnd,amb,wnc,bau,mks,bma,bna,sby	1,011,000
1719	MERAUKE	TIMIKA	via agt	270,000
1720	MERAUKE	TUAL	via agt,tmk,dbo	391,000
1721	MERAUKE	TUAL	via agt,tmk	391,000
1722	MERAUKE	WANCI	via agt,tmk,dbo,tua,sml,bnd,amb	562,000
1723	MERAUKE	AMAHAI	via agt,tmk,dbo,tual,lrt,saum,bnd	501,000
1724	MERAUKE	LARAT	via agt,tmk,dbo,tual	431,000
1725	MERAUKE	SURABAYA	via agt,tmk,dbo,tual,saum,kbh,kpg,lrn,lbj,bma,btl	970,000
1726	MIANGAS	BITUNG	via ktg,lrg,mrr,thn,sia	243,000
1727	MIANGAS	BITUNG	via krg,lrg,thn,sia	227,000
1728	MIANGAS	BULI	via ktg,lrg,mrr,thn,sia,btg,tbl	404,000
1729	MIANGAS	GEBE	via ktg,lrg,mrr,thn,sia,btg,tbl,bli	414,000
1730	MIANGAS	GORONTALO	via krg,lrg,thn,sia,btg	271,000
1731	MIANGAS	KARATUNG		36,000
1732	MIANGAS	LIRUNG	via ktg	72,000
1733	MIANGAS	MARORE	via ktg,lrg	133,000
1734	MIANGAS	P. TOGIAN	via krg,lrg,thn,sia,btg,grt	316,000
1735	MIANGAS	POSO	via krg,lrg,thn,sia,btg,grt,ptg	356,000
1736	MIANGAS	SIAU	via ktg,lrg,mrr,thn	202,000
1737	MIANGAS	SIAU	via krg,lrg,thn	178,000
1738	MIANGAS	TAHUNA	via ktg,lrg,mrr	170,000
1739	MIANGAS	TAHUNA	via krg,lrg	147,000
1740	MIANGAS	TERNATE	via krg,lrg,thn,sia,btg,grt,ptg,pso,ptg,grt,btg	466,000
1741	MIANGAS	TERNATE	via ktg,lrg,mrr,thn,sia,btg,tbl,bli,gbe	439,000
1742	MIANGAS	TOBELO	via ktg,lrg,mrr,thn,sia,btg	350,000
1743	MIANGAS	KAHIKITANG	via krtng, lrg, thn	173,000
1744	MIANGAS	KAHIKITANG	via krtng, lrg, mrr, thn	196,000
1745	MIDAI	BELINYU	via ntn,tmp,lrg,kjg	384,000
1746	MIDAI	KIJANG	via ntn,tmp,lrg	258,000
1747	MIDAI	LETUNG	via ntn,tmp	160,000
1748	MIDAI	NATUNA		31,000
1749	MIDAI	PONTIANAK	via srm	161,000
1750	MIDAI	SERASAN		53,000
1751	MIDAI	SURABAYA	via srm,ptk	396,000
1752	MIDAI	TAMBELAN	via srm	142,000
1753	MIDAI	TAREMPA	via ntn	132,000
1754	MIDAI	TG.PANDAN	via ntn,trp,lrg,kjg	413,000
1755	MIDAI	TG.PRIOK	via ntn,tmp,lrg,kjg,bny	427,000
1756	MIDAI	TG.PRIOK	via ntn,trp,lrg,lrg,tpn	427,000
1757	MOA	AMBON	via tpa,sml	328,000
1758	MOA	BULA	via tpa,sml,amb,gsr	415,000
1759	MOA	GESER	via tpa,sml,amb	389,000
1760	MOA	KISAR		35,000
1761	MOA	SAUMLAKI	via tpa	155,000
1762	MOA	TEPA		72,000
1763	MOROTAI	AGATS	via srg,fak,kmn,tmk	446,000
1764	MOROTAI	BITUNG		165,000
1765	MOROTAI	FAK-FAK	via srg	301,000
1766	MOROTAI	KAIMANA	via srg,fak	384,000
1767	MOROTAI	MERAUKE	via srg,fak,kmn,tmk,agt	542,000
1768	MOROTAI	SORONG		203,000
1769	MOROTAI	TIMIKA	via srg,fak,kmn	445,000
1770	NABIRE	AMBON	via mwr,srg,fak	390,000
1771	NABIRE	AMBON	via wsr,mwr,srg,fak	390,000
1772	NABIRE	AMURANG	via mwr,srg,tnt,btg	449,000
1773	NABIRE	BALIKPAPAN	via mwr,srg,fak,amb,nml,bau,mks	775,000
1774	NABIRE	BALIKPAPAN	via mwr,srg,tnt,btg,ptl	670,000
1775	NABIRE	BALIKPAPAN	via mwr,srg,tnt,btg,tol,ptl	670,000
1776	NABIRE	BANGGAI	via wsr,mwr,srg,tnt,btg	430,000
1777	NABIRE	BAU-BAU	via wsr,mwr,srg,tnt,btg,bgi	573,000
1778	NABIRE	BAU-BAU	via mwr,srg,fak,amb,nml	573,000
1779	NABIRE	BAU-BAU	via wsr,mwr,srg,fak,amb,nml	573,000
1780	NABIRE	BIAK	via sri	131,000
1781	NABIRE	BIAK	via sri,jpr	387,000
1782	NABIRE	BITUNG	via wsr,mwr,srg,tnt	418,000
1783	NABIRE	BITUNG	via mwr,srg,tnt	418,000
1784	NABIRE	FAK-FAK	via mwr,srg	326,000
1785	NABIRE	FAK-FAK	via wsr,mwr,srg	326,000
1786	NABIRE	JAYAPURA	via sri,bik	242,000
1787	NABIRE	MAKASSAR	via wsr,mwr,srg,tnt,btg,bgi,bau	675,000
1788	NABIRE	MAKASSAR	via mwr,srg,fak,amb,nml,bau	675,000
1789	NABIRE	MAKASSAR	via wsr,mwr,srg	675,000
1790	NABIRE	MAKASSAR	via wsr,mwr,srg,fak,amb,nml,bau	675,000
1791	NABIRE	MANOKWARI		101,000
1792	NABIRE	MANOKWARI	via wsr	101,000
1793	NABIRE	NAMLEA	via mwr,srg,fak,amb	404,000

NO	TRAYEK			Tarif (Rp. /Penumpang)
1794	NABIRE	PANTOLOAN	via mwr,srg,fak,amb,nml,bau,mks,blp	835,000
1795	NABIRE	PANTOLOAN	via mwr,srg,tnt,btg	515,000
1796	NABIRE	PANTOLOAN	via mwr,srg,tnt,btg,tol	515,000
1797	NABIRE	SEMARANG	via wsr,mwr,srg,mks,sby	752,000
1798	NABIRE	SERUI		58,000
1799	NABIRE	SORONG	via wsr,mwr	229,000
1800	NABIRE	SURABAYA	via wsr,mwr,srg,mks	746,000
1801	NABIRE	SURABAYA	via mwr,srg,tnt,btg,ptl,blp	746,000
1802	NABIRE	TERNATE	via wsr,mwr,srg	408,000
1803	NABIRE	TERNATE	via mwr,srg	408,000
1804	NABIRE	TG. PRIOK	via wsr,mwr,srg,fak,amb,nml,bau,mks	945,000
1805	NABIRE	TG. PRIOK	via mwr,srg,tnt,btg,tol,ptl,blp,sby	945,000
1806	NABIRE	TOLI-TOLI	via mwr,srg,fak,amb,nml,bau,mks,blp,ptl	884,000
1807	NABIRE	TOLI-TOLI	via mwr,srg,tnt,btg	498,000
1808	NABIRE	WASIOR		72,000
1809	NABIRE	BUOL	via mnw,srg,ter,bit,amr	484,000
1810	NABIRE	BACAN	via sri, biak, mwr, srg	392,000
1811	NABIRE	KUPANG	via wsr,mnw,srg,fak,amb	464,000
1812	NABIRE	LEWOLEBA	via wsr,mnw,srg,fak,amb,kpg	501,000
1813	NABIRE	LARANTUKA	via wsr,mnw,srg,fak,amb,kpg,lwb	511,000
1814	NABIRE	MAUMERE	via wsr,mnw,srg,fak,amb,kpg,lwb,ltk	536,000
1815	NAMLEA	AMBON		56,000
1816	NAMLEA	BALIKPAPAN	via bau,mks	441,000
1817	NAMLEA	BANGGAI	via snn,tnt,btg	370,000
1818	NAMLEA	BATAM	via bau,mks,sby,tgp	705,000
1819	NAMLEA	BAU-BAU		302,000
1820	NAMLEA	BAU-BAU	via snn,tnt,btg,bgi	444,000
1821	NAMLEA	BIAK	via amb,fak,srg,mwr,wsr,nbr,sri,jpr	539,000
1822	NAMLEA	BITUNG	via snn,tnt	356,000
1823	NAMLEA	BITUNG	via amb,tnt	262,000
1824	NAMLEA	BULA	via amb,gsr	154,000
1825	NAMLEA	FAK-FAK	via amb	222,000
1826	NAMLEA	GESER	via amb	187,000
1827	NAMLEA	JAYAPURA	via amb,fak,srg,mwr,wsr,nbr,sri	441,000
1828	NAMLEA	KIJANG	via bau,mks,sby,tjp	715,000
1829	NAMLEA	MAKASSAR	via bau	391,000
1830	NAMLEA	MAKASSAR	via snn,tnt,btg,bgi,bau	462,000
1831	NAMLEA	MANOKWARI	via amb,fak,srg	353,000
1832	NAMLEA	NABIRE	via amb,fak,srg,mwr	404,000
1833	NAMLEA	NABIRE	via amb,fak,srg,mwr,wsr	404,000
1834	NAMLEA	PANTOLOAN	via bau,mks,blp	501,000
1835	NAMLEA	SANANA		103,000
1836	NAMLEA	SERUI	via amb,fak,srg,mwr,wsr,nbr	443,000
1837	NAMLEA	SORONG	via amb,fak	249,000
1838	NAMLEA	SURABAYA	via bau,mks	517,000
1839	NAMLEA	TERNATE	via amb	189,000
1840	NAMLEA	TERNATE	via snn	183,000
1841	NAMLEA	TG. PRIOK	via bau,mks	631,000
1842	NAMLEA	TG. PRIOK	via bau,mks,sby	631,000
1843	NAMLEA	TOLI-TOLI	via bau,mks,blp,ptl	551,000
1844	NAMLEA	WASIOR	via amb,fak,srg,mwr	402,000
1845	NAMROLE	AMBON		53,000
1846	NATUNA	BELINYU	via tmp,ltg,kjg	376,000
1847	NATUNA	KIJANG	via tmp,ltg	239,000
1848	NATUNA	LETUNG	via tmp	136,000
1849	NATUNA	MIDAI		31,000
1850	NATUNA	PONTIANAK	via mdi,srn	165,000
1851	NATUNA	SERASAN	via mdi	58,000
1852	NATUNA	SURABAYA	via mdi,srn,ptk	409,000
1853	NATUNA	TAMBELAN	via mdi,srn	166,000
1854	NATUNA	TAREMPA		93,000
1855	NATUNA	TG. PANDAN	via trp,ltg,kjg	402,000
1856	NATUNA	TG. PRIOK	via tmp,ltg,kjg,bny	419,000
1857	NATUNA	TG. PRIOK	via trp,ltg,kjg,tpn	419,000
1858	NUNUKAN	BALIKPAPAN		256,000
1859	NUNUKAN	BALIKPAPAN	via tli	348,000
1860	NUNUKAN	BAU-BAU	via blp,pre,mks	439,000
1861	NUNUKAN	KUPANG	via blp,pre,mks,mre,lwb	482,000
1862	NUNUKAN	LEWOLEBA	via blp,pre,mks,mre	463,000
1863	NUNUKAN	LEWOLEBA	via tli,blp,pre,mks,mmr	475,000
1864	NUNUKAN	MAKASSAR	via blp,pre	365,000
1865	NUNUKAN	MAKASSAR	via tli,blp,pre	398,000
1866	NUNUKAN	MAUMERE	via blp,pre,mks	408,000
1867	NUNUKAN	MAUMERE	via tli,blp,pre,mks	437,000
1868	NUNUKAN	PARE-PARE	via blp	299,000
1869	NUNUKAN	PARE-PARE	via tli,blp	383,000
1870	NUNUKAN	SEMARANG	via blp,pre,mks	529,000
1871	NUNUKAN	TOLI-TOLI		201,000
1872	NUNUKAN	LARANTUKA	via toli2, blkpn, pare2, mks, mmre	484,000
1873	NUNUKAN	LARANTUKA	via toli2, blkpn, pare2, mks, mmre	484,000
1874	P. TOGIAN	AMBON	via grt,btg,tnt,snn,nml	400,000
1875	P. TOGIAN	BITUNG	via grt	159,000
1876	P. TOGIAN	GORONTALO		54,000
1877	P. TOGIAN	NAMLEA	via grt,btg,tnt,snn	390,000
1878	P. TOGIAN	POSO		54,000
1879	P. TOGIAN	SANANA	via grt,btg,tnt	340,000
1880	P. TOGIAN	TERNATE	via grt,btg	245,000
1881	PADANG	GN. SITOLI		138,000
1882	PADANG	SIBOLGA	via gst	150,000
1883	PADANG	TG. PRIOK		277,000
1884	PANTOLOAN	AMBON	via blp,mks,bau,nml	503,000
1885	PANTOLOAN	AMURANG	via tol	238,000
1886	PANTOLOAN	BALIKPAPAN		111,000
1887	PANTOLOAN	BALIKPAPAN	via trk,nnk	397,000
1888	PANTOLOAN	BAU-BAU	via blp,mks	389,000
1889	PANTOLOAN	BAU-BAU	via trk,nnk,blp,pre,mks	679,000
1890	PANTOLOAN	BIAK	via tol,btg,tnt,srg,mwr,nbr,sri	530,000

NO	TRAYEK			Tarif (Rp./Penumpang)
1891	PANTOLOAN	BITUNG		278,000
1892	PANTOLOAN	BITUNG	via tol	278,000
1893	PANTOLOAN	FAK-PAK	via blp,mks,bau,nml,amb	609,000
1894	PANTOLOAN	JAYAPURA	via btg,tnt,srg,mwr,nbr,sri	628,000
1895	PANTOLOAN	JAYAPURA	via tol,btg,tnt,srg,mwr,nbr,sri,bia	628,000
1896	PANTOLOAN	MAKASSAR	via blp	277,000
1897	PANTOLOAN	MAKASSAR	via trk,nnk,blp,pre	603,000
1898	PANTOLOAN	MANOKWARI	via blp,mks,bau,nml,amb,fak,srg	776,000
1899	PANTOLOAN	MANOKWARI	via btg,tnt,srg	483,000
1900	PANTOLOAN	MANOKWARI	via tol,btg,tnt,srg	483,000
1901	PANTOLOAN	NABIRE	via blp,mks,bau,nml,amb,fak,srg,mwr	835,000
1902	PANTOLOAN	NABIRE	via btg,tnt,srg,mwr	515,000
1903	PANTOLOAN	NABIRE	via tol,btg,tnt,srg,mwr	515,000
1904	PANTOLOAN	NAMLEA	via blp,mks,bau	501,000
1905	PANTOLOAN	NUNUKAN	via trk	314,000
1906	PANTOLOAN	PARE-PARE	via trk,nnk,blp	426,000
1907	PANTOLOAN	SERUI	via btg,tnt,srg,mwr,nbr	523,000
1908	PANTOLOAN	SERUI	via tol,btg,tnt,srg,mwr,nbr	523,000
1909	PANTOLOAN	SORONG	via blp,mks,bau,nml,amb,fak	706,000
1910	PANTOLOAN	SORONG	via btg,tnt	413,000
1911	PANTOLOAN	SORONG	via tol,btg,tnt	461,000
1912	PANTOLOAN	SURABAYA	via blp	450,000
1913	PANTOLOAN	TARAKAN		254,000
1914	PANTOLOAN	TERNATE	via btg	346,000
1915	PANTOLOAN	TERNATE	via tol,btg	346,000
1916	PANTOLOAN	TG.PRIOK	via blp,sby	514,000
1917	PANTOLOAN	TOLI-TOLI		89,000
1918	PARE-PARE	BALIKPAPAN	via blp,trk,nnk	450,000
1919	PARE-PARE	BALIKPAPAN		168,000
1920	PARE-PARE	BAU-BAU	via blp,trk,nnk,blp,pre,mks	601,000
1921	PARE-PARE	BAU-BAU	via mks	204,000
1922	PARE-PARE	KUPANG	via blp,trk,nnk,blp,pre,mks,mre,lwb	702,000
1923	PARE-PARE	KUPANG	via mks,mre,lwb	402,000
1924	PARE-PARE	LEWOLEBA	via blp,trk,nnk,blp,pre,mks,mre	619,000
1925	PARE-PARE	LEWOLEBA	via mks,mre	333,000
1926	PARE-PARE	MAKASSAR	via blp,trk,nnk,blp,pre	524,000
1927	PARE-PARE	MAKASSAR		131,000
1928	PARE-PARE	MAUMERE	via blp,trk,nnk,blp,pre,mks	574,000
1929	PARE-PARE	MAUMERE	via mks	232,000
1930	PARE-PARE	NUNUKAN	via blp,trk	365,000
1931	PARE-PARE	NUNUKAN	via blp,ptl,trk	441,000
1932	PARE-PARE	PANTOLOAN	via blp	267,000
1933	PARE-PARE	PARE-PARE	via blp,trk,nnk,blp	478,000
1934	PARE-PARE	SEMARANG	via mks	434,000
1935	PARE-PARE	TARAKAN	via blp	288,000
1936	PARE-PARE	TARAKAN	via blp,ptl	405,000
1937	PARE-PARE	TOLI-TOLI	via blp,trk,nnk	414,000
1938	PARE-PARE	LARANTUKA	via mksr, mmre	268,000
1939	PARE-PARE (AWERANGE)	BONTANG		175,000
1940	PARE-PARE (AWERANGE)	BIMA	via mks	195,000
1941	PARE-PARE (AWERANGE)	LABUANBAJO	via mks, bma	235,000
1942	PONTIANAK	BELINYU	via srn,mdi,ntn,tmp,ltg,kjg	416,000
1943	PONTIANAK	KIJANG	via srn,mdi,ntn,tmp,ltg	340,000
1944	PONTIANAK	KUMAI	via smg	384,000
1945	PONTIANAK	LETUNG	via srn,mdi,ntn,tmp	318,000
1946	PONTIANAK	MIDAI	via srn	161,000
1947	PONTIANAK	NATUNA	via srn,mdi	165,000
1948	PONTIANAK	SEMARANG		261,000
1949	PONTIANAK	SERASAN		159,000
1950	PONTIANAK	SURABAYA		315,000
1951	PONTIANAK	SURABAYA	via smg,kmi	410,000
1952	PONTIANAK	TAMBELAN		73,000
1953	PONTIANAK	TAREMPA	via srn,mdi,ntn	248,000
1954	PONTIANAK	TG.PANDAN		170,000
1955	PONTIANAK	TG.PANDAN	via srn,mdi,ntn,trp,ltg,kjg	414,000
1956	PONTIANAK	TG.PRIOK	via srn,mdi,ntn,tmp,ltg,kjg,bny	505,000
1957	PONTIANAK	TG.PRIOK	via tpd	269,000
1958	PONTIANAK	TG.PRIOK		242,000
1959	PONTIANAK	TG.PRIOK	via srn,mdi,ntn,trp,ltg,kjg,tpn	505,000
1960	POSO	AMBON	via ptg,grt,btg,tnt,snn,nml	435,000
1961	POSO	BITUNG	via ptg,grt	207,000
1962	POSO	GORONTALO	via ptg	103,000
1963	POSO	NAMLEA	via ptg,grt,btg,tnt,snn	403,000
1964	POSO	P. TOGIAN		54,000
1965	POSO	SANANA	via ptg,grt,btg,tnt	383,000
1966	POSO	TERNATE	via ptg,grt,btg	291,000
1967	RAHA	BANGGAI	via knd,kdl,lwk	256,000
1968	RAHA	BAU-BAU		53,000
1969	RAHA	BENOA	via bau,mks,lbj,bma,amp	417,000
1970	RAHA	BIMA	via bau,mks,lbj	323,000
1971	RAHA	BITUNG	via kdr,kdl,lwk,grt	382,000
1972	RAHA	BITUNG	via knd,kdl,lwk,bgi,grt	382,000
1973	RAHA	GORONTALO	via kdr,kdl,lwk	304,000
1974	RAHA	GORONTALO	via knd,kdl,lwk,bgi	304,000
1975	RAHA	KENDARI		53,000
1976	RAHA	KOLONEDALE	via kdr	171,000
1977	RAHA	LABUANBAJO	via bau,mks	273,000
1978	RAHA	LEMBAR	via bau,mks,lbj,bma	403,000
1979	RAHA	LUWUK	via kdr,kdl	234,000
1980	RAHA	MAKASSAR	via bau	169,000
1981	RAHA	SEMARANG	via bau,mks,lbj,bma,lbr,bna,sby	491,000
1982	RAHA	SURABAYA	via bau,mks,lbj,bma,lbr,bna	444,000
1983	ROTE	BENOA	via sbu,end,wgp,bma	393,000
1984	ROTE	BIMA	via sbu,end,wgp	238,000

NO	TRAYEK			Tarif (Rp./Penumpang)
1985	ROTE	ENDE	via sbu	103,000
1986	ROTE	KALABAHI	via kpg,lrk	111,000
1987	ROTE	KUPANG		32,000
1988	ROTE	LARANTUKA	via kpg	95,000
1989	ROTE	SABU		47,000
1990	ROTE	SURABAYA	via sbu,end,wgp,bma,bna	438,000
1991	ROTE	WAINGAPU	via sbu,end	169,000
1992	SABU	BENOA	via end,wgp,bma	339,000
1993	SABU	BIMA	via end,wgp	204,000
1994	SABU	ENDE		60,000
1995	SABU	KALABAHI	via rte,kpg,lrk	213,000
1996	SABU	KUPANG	via rte	75,000
1997	SABU	LARANTUKA	via rte,kpg	152,000
1998	SABU	ROTE		47,000
1999	SABU	SURABAYA	via end,wgp,bma,bna	407,000
2000	SABU	WAINGAPU	via end	128,000
2001	SAMPIT	AGATS	via sby, bna,bma,lbj,mks,bau,wnc,amb,bnd,sml,tua,dbo,tmk	969,000
2002	SAMPIT	AGATS	via sby,btl,mks,bma,lbj,lrk,kpg,kdb,sml,tua,dbo,tmk	989,000
2003	SAMPIT	AMBON	via sby, bna,bma,lbj,mks,bau,wnc	639,000
2004	SAMPIT	BALIKPAPAN	via sby,btl,bru,blg,grt	488,000
2005	SAMPIT	BALIKPAPAN	via smg,btl,bru,blg	512,000
2006	SAMPIT	BALIKPAPAN	via smg,btl,bru,blg,bon	580,000
2007	SAMPIT	BANDA	via sby, bna,bma,lbj,mks,bau,wnc,amb	680,000
2008	SAMPIT	BARRU	via sby,btl	443,000
2009	SAMPIT	BARRU	via smg,btl	403,000
2010	SAMPIT	BATULICIN	via sby	326,000
2011	SAMPIT	BATULICIN	via smg	403,000
2012	SAMPIT	BAU-BAU	via sby, bna,bma,lbj,mks	523,000
2013	SAMPIT	BAWEAN		141,000
2014	SAMPIT	BELANG-BELANG	via sby,btl,bru	411,000
2015	SAMPIT	BELANG-BELANG	via smg,btl,bru	446,000
2016	SAMPIT	BENOA	via sby	324,000
2017	SAMPIT	BIMA	via sby, bna	407,000
2018	SAMPIT	BIMA	via sby,btl,mks	464,000
2019	SAMPIT	BONTANG	via smg,btl,bru,blg	537,000
2020	SAMPIT	CIREBON	via smg	245,000
2021	SAMPIT	DOBO	via sby, bna,bma,lbj,mks,bau,wnc,amb,bnd,sml,tua	876,000
2022	SAMPIT	DOBO	via sby,btl,mks,bma,lbj,lrk,kpg,kdb,sml,tua	867,000
2023	SAMPIT	KALABAHI	via sby,btl,mks,bma,lbj,lrk,kpg	639,000
2024	SAMPIT	KUPANG	via sby,btl,mks,bma,lbj,lrk	607,000
2025	SAMPIT	LABUANBAJO	via sby, bna,bma	396,000
2026	SAMPIT	LABUANBAJO	via sby,btl,mks,bma	492,000
2027	SAMPIT	LARANTUKA	via sby,btl,mks,bma,lbj	573,000
2028	SAMPIT	MAKASSAR	via sby, bna,bma,lbj	445,000
2029	SAMPIT	MAKASSAR	via sby,btl	421,000
2030	SAMPIT	MERAUKE	via sby, bna,bma,lbj,mks,bau,wnc,amb,bnd,sml,tua,dbo,tmk,agt	1,089,000
2031	SAMPIT	MERAUKE	via sby,btl,mks,bma,lbj,lrk,kpg,kdb,sml,tua,dbo,tmk,agt	1,088,000
2032	SAMPIT	SAUMLAKI	via sby, bna,bma,lbj,mks,bau,wnc,amb,bnd	776,000
2033	SAMPIT	SAUMLAKI	via sby,btl,mks,bma,lbj,lrk,kpg,kdb	799,000
2034	SAMPIT	SEMARANG		197,000
2035	SAMPIT	SURABAYA		182,000
2036	SAMPIT	SURABAYA	via bwn	182,000
2037	SAMPIT	TANAH GROGOT	via sby,btl,bru,blg	469,000
2038	SAMPIT	TANAH GROGOT	via smg,btl,bru,blg,blp	534,000
2039	SAMPIT	TANAH GROGOT	via smg,btl,bru,blg,bon,blp	601,000
2040	SAMPIT	TIMIKA	via sby, bna,bma,lbj,mks,bau,wnc,amb,bnd,sml,tua,dbo	934,000
2041	SAMPIT	TIMIKA	via sby,btl,mks,bma,lbj,lrk,kpg,kdb,sml,tua,dbo	934,000
2042	SAMPIT	TUAL	via sby, bna,bma,lbj,mks,bau,wnc,amb,bnd,sml	841,000
2043	SAMPIT	TUAL	via sby,btl,mks,bma,lbj,lrk,kpg,kdb,sml	831,000
2044	SAMPIT	WANCI	via sby, bna,bma,lbj,mks,bau	550,000
2045	SAMPIT	BONTANG	via smg, blc, pre	495,000
2046	SAMPIT	KARIMUN JAWA	via smg	223,000
2047	SAMPIT	KUMAI	via sby	319,000
2048	SAMPIT	PARE-PARE (AWERANGE)	via smg, blc	406,000
2049	SAMPIT	SEMARANG	via sby, kmai	396,000
2050	SANANA	AMBON	via nml	168,000
2051	SANANA	BANGGAI	via tnt,btg	323,000
2052	SANANA	BAU-BAU	via tnt,btg,bgi	402,000
2053	SANANA	BITUNG	via tnt	297,000
2054	SANANA	BULA	via nml,amb,gsr	328,000
2055	SANANA	GESER	via nml,amb	282,000
2056	SANANA	MAKASSAR	via tnt,btg,bgi,bau	428,000
2057	SANANA	NAMLEA		103,000
2058	SANANA	TERNATE		111,000
2059	SAUMLAKI	AGATS	via tua,dbo,tmk	371,000
2060	SAUMLAKI	AMBON		257,000
2061	SAUMLAKI	AMBON	via bnd	257,000
2062	SAUMLAKI	BANDA		180,000
2063	SAUMLAKI	BATULICIN	via kdb,kpg,lrk,lbj,bma,mks	607,000
2064	SAUMLAKI	BAU-BAU	via bnd,amb,wnc	414,000
2065	SAUMLAKI	BENOA	via bnd,amb,wnc,bau,mks,bma	506,000
2066	SAUMLAKI	BIMA	via bnd,amb,wnc,bau,mks	482,000
2067	SAUMLAKI	BIMA	via kdb,kpg,lrk,lbj	429,000
2068	SAUMLAKI	BULA	via amb,gsr	296,000
2069	SAUMLAKI	CIREBON	via kdb,kpg,lrk,lbj,bma,mks,btl,smg	806,000
2070	SAUMLAKI	DOBO	via tua	187,000
2071	SAUMLAKI	GESER	via amb	264,000
2072	SAUMLAKI	KALABAHI		229,000
2073	SAUMLAKI	KISAR	via tpa,moa	185,000
2074	SAUMLAKI	KUPANG	via kdb	326,000
2075	SAUMLAKI	LABUANBAJO	via kdb,kpg,lrk	452,000
2076	SAUMLAKI	LARANTUKA	via kdb,kpg	384,000
2077	SAUMLAKI	MAKASSAR	via bnd,amb,wnc,bau	460,000
2078	SAUMLAKI	MAKASSAR	via kdb,kpg,lrk,lbj,bma	519,000
2079	SAUMLAKI	MERAUKE	via tua,dbo,tmk,agt	408,000
2080	SAUMLAKI	MOA	via tpa	155,000
2081	SAUMLAKI	NAMLEA	via amb	305,000

NO	TRAYEK			Tarif (Rp. / Penumpang)
2082	SAUMLAKI	SANANA	via amb,nml	373,000
2083	SAUMLAKI	SEMARANG	via klb,kpg,lrk,lbj,bma,mks,btl	743,000
2084	SAUMLAKI	SURABAYA	via bnd,amb,wnc,bau,mks,bma,bna	590,000
2085	SAUMLAKI	TEPA		74,000
2086	SAUMLAKI	TG.PRIOK	via bnd,amb,wnc,bau,mks,bma,bna,sby	714,000
2087	SAUMLAKI	TIMIKA	via tua,dbo	262,000
2088	SAUMLAKI	TUAL		130,000
2089	SAUMLAKI	WANCI	via bnd,amb	409,000
2090	SAUMLAKI	AMAHAI	via bnd	215,000
2091	SAUMLAKI	LARAT		70,000
2092	SELAYAR	KALABAHI	via mrp,lrk	311,000
2093	SELAYAR	LARANTUKA	via mrp	198,000
2094	SELAYAR	MAKASSAR		111,000
2095	SELAYAR	MARAPOKOT		101,000
2096	SEMARANG	AGATS	via spt,sby,btl,mks,bma,lbj,lrk,kpg,klb,sml,tua,dbo,tmk	1,105,000
2097	SEMARANG	AMBON	via tgp,sby,mks,bau	708,000
2098	SEMARANG	AMBON	via sby,mks,bau	592,000
2099	SEMARANG	BALIKPAPAN	via spt,sby,btl,bru,blg,grt	614,000
2100	SEMARANG	BALIKPAPAN	via btl,bru,blg	452,000
2101	SEMARANG	BALIKPAPAN	via btl,bru,blg,bon	476,000
2102	SEMARANG	BALIKPAPAN	via mks,pre	410,000
2103	SEMARANG	BALIKPAPAN	via smg	408,000
2104	SEMARANG	BANDA	via tgp,sby,mks,bau,amb	721,000
2105	SEMARANG	BANDA	via sby,mks,bau,amb	603,000
2106	SEMARANG	BANGGAI	via bna,lbr,bma,lbj,mks,bau,rha,knd,kdl,lwk	639,000
2107	SEMARANG	BANJARMASIN		215,000
2108	SEMARANG	BARRU	via spt,sby,btl	492,000
2109	SEMARANG	BARRU	via btl	384,000
2110	SEMARANG	BATULICIN	via spt,sby	444,000
2111	SEMARANG	BATULICIN		243,000
2112	SEMARANG	BAU-BAU	via tgp,sby,mks	508,000
2113	SEMARANG	BAU-BAU	via sby,mks	456,000
2114	SEMARANG	BAU-BAU	via bna,lbr,bma,lbj,mks	478,000
2115	SEMARANG	BELANG-BELANG	via spt,sby,btl,bru	537,000
2116	SEMARANG	BELANG-BELANG	via btl,bru	418,000
2117	SEMARANG	BENOA		249,000
2118	SEMARANG	BIMA	via bln,mks,lbj	409,000
2119	SEMARANG	BIMA	via spt,sby,btl,mks	572,000
2120	SEMARANG	BIMA	via bna,lbr	369,000
2121	SEMARANG	BITUNG	via bna,lbr,bma,lbj,mks,bau,rha,knd,kdl,lwk,bgi,grt	737,000
2122	SEMARANG	BONTANG	via btl,bru,blg	434,000
2123	SEMARANG	CIREBON		63,000
2124	SEMARANG	DOBO	via tgp,sby,mks,bau,amb,bnd,tua	776,000
2125	SEMARANG	DOBO	via sby,mks,bau,amb,bnd,tua	648,000
2126	SEMARANG	DOBO	via spt,sby,btl,mks,bma,lbj,lrk,kpg,klb,sml,tua	981,000
2127	SEMARANG	FAK-FAK	via tgp,sby,mks,bau,amb,bnd,tua,dbo,kmn	880,000
2128	SEMARANG	FAK-FAK	via sby,mks,bau,amb,bnd,tua,dbo,kmn	751,000
2129	SEMARANG	GORONTALO	via bna,lbr,bma,lbj,mks,bau,rha,knd,kdl,lwk,bgi	684,000
2130	SEMARANG	KAJMANA	via tgp,sby,mks,bau,amb,bnd,tua,dbo	822,000
2131	SEMARANG	KAJMANA	via sby,mks,bau,amb,bnd,tua,dbo	695,000
2132	SEMARANG	KALABAHI	via spt,sby,btl,mks,bma,lbj,lrk,kpg	755,000
2133	SEMARANG	KENDARI	via bna,lbr,bma,lbj,mks,bau,rha	512,000
2134	SEMARANG	KOLONEDALE	via bna,lbr,bma,lbj,mks,bau,rha,knd	573,000
2135	SEMARANG	KUMAI		173,000
2136	SEMARANG	KUPANG	via spt,sby,btl,mks,bma,lbj,lrk	723,000
2137	SEMARANG	LABUAN BAJO	via bln,mks	453,000
2138	SEMARANG	LABUANBAJO	via spt,sby,btl,mks,bma	616,000
2139	SEMARANG	LABUANBAJO	via bna,lbr,bma	408,000
2140	SEMARANG	LARANTUKA	via spt,sby,btl,mks,bma,lbj	687,000
2141	SEMARANG	LEMBAR	via bna	276,000
2142	SEMARANG	LUWUK	via bna,lbr,bma,lbj,mks,bau,rha,knd,kdl	614,000
2143	SEMARANG	MAKASSAR	via bln	373,000
2144	SEMARANG	MAKASSAR	via tgp,sby	446,000
2145	SEMARANG	MAKASSAR	via sby	374,000
2146	SEMARANG	MAKASSAR	via spt,sby,btl	473,000
2147	SEMARANG	MAKASSAR	via bna,lbr,bma,lbj	463,000
2148	SEMARANG	MAKASSAR		373,000
2149	SEMARANG	MERAUKE	via spt,sby,btl,mks,bma,lbj,lrk,kpg,klb,sml,tua,dbo,tmk,agt	1,203,000
2150	SEMARANG	NUNUKAN	via mks,pre,blp,trl	529,000
2151	SEMARANG	PARE-PARE	via mks	398,000
2152	SEMARANG	PONTIANAK		261,000
2153	SEMARANG	RAHA	via bna,lbr,bma,lbj,mks,bau	491,000
2154	SEMARANG	SAMPIT		197,000
2155	SEMARANG	SAUMLAKI	via spt,sby,btl,mks,bma,lbj,lrk,kpg,klb	915,000
2156	SEMARANG	SURABAYA	via ptk	418,000
2157	SEMARANG	SURABAYA	via smp	345,000
2158	SEMARANG	SURABAYA	via tgp	336,000
2159	SEMARANG	SURABAYA		140,000
2160	SEMARANG	SURABAYA	via kmi	325,000
2161	SEMARANG	TANAH GROGOT	via spt,sby,btl,bru,blg	594,000
2162	SEMARANG	TANAH GROGOT	via btl,bru,blg,blp	472,000
2163	SEMARANG	TANAH GROGOT	via btl,bru,blg,bon,blp	498,000
2164	SEMARANG	TARAKAN	via mks,pre,blp	500,000
2165	SEMARANG	TG.PRIOK		145,000
2166	SEMARANG	TIMIKA	via spt,sby,btl,mks,bma,lbj,lrk,kpg,klb,sml,tua,dbo	1,050,000
2167	SEMARANG	TUAL	via tgp,sby,mks,bau,amb,bnd	741,000
2168	SEMARANG	TUAL	via sby,mks,bau,amb,bnd	614,000
2169	SEMARANG	TUAL	via spt,sby,btl,mks,bma,lbj,lrk,kpg,klb,sml	947,000
2170	SEMARANG	BONTANG	via blc, pre	425,000
2171	SEMARANG	KARIMUN JAWA		82,000
2172	SEMARANG	PARE-PARE (AWERANGE)	via blc	363,000
2173	SERASAN	BELINYU	via mdi,ntn,tmp,ltg,kjg	390,000
2174	SERASAN	KIJANG	via mdi,ntn,tmp,ltg	264,000
2175	SERASAN	LETUNG	via mdi,ntn,tmp	188,000
2176	SERASAN	MIDAI		53,000
2177	SERASAN	NATUNA	via mdi	58,000
2178	SERASAN	PONTIANAK		159,000

NO	TRAYEK			Tarif (Rp./Penumpang)
2179	SERASAN	SURABAYA	via ptk	407,000
2180	SERASAN	TAMBELAN		77,000
2181	SERASAN	TAREMPA	via mdi,ntn	161,000
2182	SERASAN	TG.PANDAN	via mdi,ntn,trp,ltg,kjg	391,000
2183	SERASAN	TG.PRIOK	via mdi,ntn,tmp,ltg,kjg,bny	431,000
2184	SERASAN	TG.PRIOK	via mdi,ntn,trp,ltg,kjg,tpn	431,000
2185	SERUI	AMBON	via nbr,wsr,mwr,srg,fak	405,000
2186	SERUI	AMBON	via mwr,srg	405,000
2187	SERUI	AMURANG	via nbr,mwr,srg,tnt,btg	466,000
2188	SERUI	BALIKPAPAN	via nbr,mwr,srg,tnt,btg,ptl	689,000
2189	SERUI	BALIKPAPAN	via nbr,mwr,srg,tnt,btg,tol,ptl	689,000
2190	SERUI	BANGGAI	via nbr,wsr,mwr,srg,tnt,btg	462,000
2191	SERUI	BAU-BAU	via nbr,wsr,mwr,srg,tnt,btg,bgi	588,000
2192	SERUI	BAU-BAU	via mwr,srg	588,000
2193	SERUI	BAU-BAU	via nbr,wsr,mwr,srg,fak,amb,nml	588,000
2194	SERUI	BIAK		79,000
2195	SERUI	BIAK	via jpr	341,000
2196	SERUI	BITUNG	via nbr,wsr,mwr,srg,tnt	449,000
2197	SERUI	BITUNG	via nbr,mwr,srg,tnt	449,000
2198	SERUI	FAK-FAK	via nbr,wsr,mwr,srg	370,000
2199	SERUI	JAYAPURA		192,000
2200	SERUI	JAYAPURA	via bia	198,000
2201	SERUI	MAKASSAR	via nbr,wsr,mwr,srg,tnt,btg,bgi,bau	706,000
2202	SERUI	MAKASSAR	via mwr,srg,bau	706,000
2203	SERUI	MAKASSAR	via nbr,wsr,mwr,srg,fak,amb,nml,bau	706,000
2204	SERUI	MAKASSAR	via nbr,wsr,mwr,srg	716,000
2205	SERUI	MAKASSAR	via mwr,srg,amb	706,000
2206	SERUI	MANOKWARI	via nbr	168,000
2207	SERUI	MANOKWARI		168,000
2208	SERUI	MANOKWARI	via nbr,wsr	168,000
2209	SERUI	NABIRE		58,000
2210	SERUI	NAMLEA	via nbr,wsr,mwr,srg,fak,amb	443,000
2211	SERUI	PANTOLOAN	via nbr,mwr,srg,tnt,btg	523,000
2212	SERUI	PANTOLOAN	via nbr,mwr,srg,tnt,btg,tol	523,000
2213	SERUI	SEMARANG	via nbr,wsr,mwr,srg,mks,sby	784,000
2214	SERUI	SORONG	via nbr,wsr,mwr	292,000
2215	SERUI	SORONG	via nbr,mwr	292,000
2216	SERUI	SORONG	via mwr	292,000
2217	SERUI	SURABAYA	via nbr,mwr,srg,tnt,btg,ptl,blp	777,000
2218	SERUI	SURABAYA	via mwr,srg,bau,mks	777,000
2219	SERUI	SURABAYA	via nbr,mwr,srg,tnt,btg,tol,ptl,blp	777,000
2220	SERUI	SURABAYA	via nbr,wsr,mwr,srg,mks	777,000
2221	SERUI	SURABAYA	via mwr,srg,amb,mks	777,000
2222	SERUI	TERNATE	via nbr,wsr,mwr,srg	421,000
2223	SERUI	TERNATE	via nbr,mwr,srg	421,000
2224	SERUI	TG. PRIOK	via nbr,wsr,mwr,srg,fak,amb,nml,bau,mks	1,010,000
2225	SERUI	TG. PRIOK	via mwr,srg,bau,mks,sby	1,010,000
2226	SERUI	TG. PRIOK	via nbr,mwr,srg,tnt,btg,tol,ptl,blp,sby	1,005,000
2227	SERUI	TG. PRIOK	via mwr,srg,amb,mks,sby	1,010,000
2228	SERUI	TOLI-TOLI	via nbr,mwr,srg,tnt,btg	514,000
2229	SERUI	WASIOR	via nbr	140,000
2230	SERUI	BUOL	via nbr,mnw,srg,ter,bit,amr	499,000
2231	SERUI	BACAN	via biak, mwr, srg	391,000
2232	SIAU	BITUNG		49,000
2233	SIAU	BULI	via btg,tbl	242,000
2234	SIAU	GEBE	via btg,tbl,bli	286,000
2235	SIAU	GORONTALO	via btg	155,000
2236	SIAU	KARATUNG	via thn,mrr,lrg	170,000
2237	SIAU	KARATUNG	via thn,lrg	147,000
2238	SIAU	LIRUNG	via thn,mrr	137,000
2239	SIAU	LIRUNG	via thn	97,000
2240	SIAU	MARORE	via thn	75,000
2241	SIAU	MIANGAS	via thn,mrr,lrg,ktg	202,000
2242	SIAU	MIANGAS	via thn,lrg,krp	178,000
2243	SIAU	P. TOGIAN	via btg,grt	203,000
2244	SIAU	POSO	via btg,grt,ptg	248,000
2245	SIAU	TAHUNA		36,000
2246	SIAU	TERNATE	via btg,grt,ptg,pso,ptg,grt,btg	453,000
2247	SIAU	TERNATE	via btg,tbl,bli,gbe	402,000
2248	SIAU	TOBELO	via btg	184,000
2249	SIBOLGA	PADANG		132,000
2250	SIBOLGA	TG. PRIOK	via pdg	409,000
2251	SORONG	AGATS	via fak,kmn,tmk	436,000
2252	SORONG	AMBON		201,000
2253	SORONG	AMBON	via fak	201,000
2254	SORONG	AMURANG	via tnt,btg	370,000
2255	SORONG	BABANG/BACAN		159,000
2256	SORONG	BALIKPAPAN	via fak,amb,nml,bau,mks	648,000
2257	SORONG	BALIKPAPAN	via tnt,btg,ptl	473,000
2258	SORONG	BALIKPAPAN	via tnt,btg,tol,ptl	473,000
2259	SORONG	BANGGAI	via tnt,btg	421,000
2260	SORONG	BANGGAI	via bbg,btg	421,000
2261	SORONG	BAU-BAU	via tnt,btg,bgi	472,000
2262	SORONG	BAU-BAU	via fak,amb,nml	472,000
2263	SORONG	BAU-BAU		472,000
2264	SORONG	BAU-BAU	via bbg,btg,bgi	472,000
2265	SORONG	BIAK	via mwr,wsr,nbr,sri	316,000
2266	SORONG	BIAK		316,000
2267	SORONG	BIAK	via mwr,nbr,sri	316,000
2268	SORONG	BIAK	via mwr,wsr,nbr,sri,jpr	462,000
2269	SORONG	BITUNG		344,000
2270	SORONG	BITUNG	via mrt	344,000
2271	SORONG	BITUNG	via bbg	344,000
2272	SORONG	BITUNG	via tnt	344,000
2273	SORONG	FAK-FAK		111,000
2274	SORONG	JAYAPURA	via mwr,wsr,nbr,sri,bik	359,000
2275	SORONG	JAYAPURA	via bik	359,000

NO	TRAYEK			Tarif (Rp./Penumpang)
2276	SORONG	JAYAPURA	via mwr,wsr,nbr	359,000
2277	SORONG	JAYAPURA	via mwr	359,000
2278	SORONG	JAYAPURA	via mwr,nbr,sri	359,000
2279	SORONG	JAYAPURA	via mwr,sri	359,000
2280	SORONG	JAYAPURA	via mwr,nbr,sri,bia	359,000
2281	SORONG	JAYAPURA	via mwr,wsr,nbr,sri	359,000
2282	SORONG	KAIMANA	via fak	220,000
2283	SORONG	MAKASSAR	via tnt,btg,bgi,bau	548,000
2284	SORONG	MAKASSAR	via fak,amb,nml,bau	548,000
2285	SORONG	MAKASSAR	via amb	548,000
2286	SORONG	MAKASSAR		548,000
2287	SORONG	MAKASSAR	via bau	548,000
2288	SORONG	MAKASSAR	via bbg,btg,bgi,bau	548,000
2289	SORONG	MANOKWARI		136,000
2290	SORONG	MERAUKE	via fak,kmn,tmk,agt	430,000
2291	SORONG	MERAUKE	via fak,kmn,tua,tmk,agt	430,000
2292	SORONG	MOROTAI		203,000
2293	SORONG	NABIRE	via mwr,wsr	229,000
2294	SORONG	NABIRE	via mwr	229,000
2295	SORONG	NAMLEA	via fak,amb	249,000
2296	SORONG	PANTOLOAN	via fak,amb,nml,bau,mks,blp	706,000
2297	SORONG	PANTOLOAN	via tnt,btg	413,000
2298	SORONG	PANTOLOAN	via tnt,btg,tol	461,000
2299	SORONG	SEMARANG	via mks,sby	625,000
2300	SORONG	SERUI	via mwr,wsr,nbr	292,000
2301	SORONG	SERUI	via mwr,nbr	292,000
2302	SORONG	SERUI	via mwr	292,000
2303	SORONG	SURABAYA	via amb,mks	612,000
2304	SORONG	SURABAYA	via mks	612,000
2305	SORONG	SURABAYA	via bau,mks	612,000
2306	SORONG	SURABAYA	via tnt,btg,ptl,blp	612,000
2307	SORONG	SURABAYA	via bbg,btg,bgi,bau,mks	612,000
2308	SORONG	SURABAYA	via tnt,btg,tol,ptl,blp	612,000
2309	SORONG	TERNATE		220,000
2310	SORONG	TG. PRIOK	via amb,mks,sby	818,000
2311	SORONG	TG. PRIOK	via fak,amb,nml,bau,mks	818,000
2312	SORONG	TG. PRIOK	via bau,mks,sby	818,000
2313	SORONG	TG. PRIOK	via tnt,btg,tol,ptl,blp,sby	818,000
2314	SORONG	TIMIKA	via fak,kmn	409,000
2315	SORONG	TIMIKA	via fak,kmn,tua	409,000
2316	SORONG	TOLI-TOLI	via fak,amb,nml,bau,mks,blp,ptl	757,000
2317	SORONG	TOLI-TOLI	via tnt,btg	459,000
2318	SORONG	TUAL	via fak,kmn	292,000
2319	SORONG	WASIOR	via mwr	198,000
2320	SORONG	BACAN		155,000
2321	SORONG	BUOL	via ter,bit,amr	446,000
2322	SORONG	KUPANG	via fak,amb	390,000
2323	SORONG	LEWOLEBA	via fak,amb,kpg	436,000
2324	SORONG	LARANTUKA	via fak,amb,kpg,lwb	449,000
2325	SORONG	MAUMERE	via fak,amb,kpg,lwb,ltk	413,000
2326	SURABAYA	AGATS	via bna,bma,lbj,mks,bau,wnc,amb,bnd,sml,tua,dbo,tmk	769,000
2327	SURABAYA	AGATS	via mks,btg,mrt,src,fak,kmn,tmk	872,000
2328	SURABAYA	AGATS	via btl,mks,bma,lbj,lrk,kpg,kib,sml,tua,dbo,tmk	902,000
2329	SURABAYA	AMBON	via mks,bau	520,000
2330	SURABAYA	AMBON	via mks,bau,nml	520,000
2331	SURABAYA	AMBON	via mks	520,000
2332	SURABAYA	AMBON	via bna,bma,lbj,mks,bau,wnc	520,000
2333	SURABAYA	AMURANG	via bpp,ptl,tol	559,000
2334	SURABAYA	BALIKPAPAN	via btl,bru,blg,grt	449,000
2335	SURABAYA	BALIKPAPAN		402,000
2336	SURABAYA	BANDA	via mks,bau,amb	530,000
2337	SURABAYA	BANDA	via bna,bma,lbj,mks,bau,wnc,amb	530,000
2338	SURABAYA	BARRU	via btl	313,000
2339	SURABAYA	BATAM	via tgp	442,000
2340	SURABAYA	BATULICIN		193,000
2341	SURABAYA	BAU-BAU	via mks	370,000
2342	SURABAYA	BAU-BAU	via bna,bma,lbj,mks	445,000
2343	SURABAYA	BAWEAN	via spt	287,000
2344	SURABAYA	BAWEAN		58,000
2345	SURABAYA	BELANG-BELANG	via btl,bru	378,000
2346	SURABAYA	BELINYU	via ptk,sm,mdi,ntn,tnp,lrg,kjg	603,000
2347	SURABAYA	BELINYU	via ptk	370,000
2348	SURABAYA	BENOA		171,000
2349	SURABAYA	BIAK	via mks,amb,src	787,000
2350	SURABAYA	BIAK	via bpp,ptl,tol,btg,tnt,src,mwr,nbr,sri	787,000
2351	SURABAYA	BIMA	via bna	264,000
2352	SURABAYA	BIMA	via btl,mks	434,000
2353	SURABAYA	BITUNG	via mks,bau,nml,amb,tnt	563,000
2354	SURABAYA	BITUNG	via blp,ptl	563,000
2355	SURABAYA	BITUNG	via mks	480,000
2356	SURABAYA	BITUNG	via bpp,ptl,tol	563,000
2357	SURABAYA	CIREBON	via smp,smg	598,000
2358	SURABAYA	DOBO	via mks,bau,amb,bnd,tua	577,000
2359	SURABAYA	DOBO	via bna,bma,lbj,mks,bau,wnc,amb,bnd,sml,tua	666,000
2360	SURABAYA	DOBO	via btl,mks,bma,lbj,lrk,kpg,kib,sml,tua	778,000
2361	SURABAYA	ENDE	via bna,bma,wgp	432,000
2362	SURABAYA	FAK-FAK	via mks,bau,amb,bnd,tua,dbo,kmn	680,000
2363	SURABAYA	FAK-FAK	via mks,btg,mrt,src	680,000
2364	SURABAYA	JAYAPURA	via mks,amb,src,bik	833,000
2365	SURABAYA	JAYAPURA	via mks,src,mwr,wsr,nbr	833,000
2366	SURABAYA	JAYAPURA	via mks,bau,src,mwr	833,000
2367	SURABAYA	JAYAPURA	via blp,ptl,btg,tnt,src,mwr,nbr,sri	833,000
2368	SURABAYA	JAYAPURA	via mks,bau,src,mwr,sri	833,000
2369	SURABAYA	JAYAPURA	via bpp,ptl,tol,btg,tnt,src,mwr,nbr,sri,bia	833,000
2370	SURABAYA	JAYAPURA	via mks,src,mwr,wsr,nbr,sri	833,000
2371	SURABAYA	JAYAPURA	via blp,mks,src,mwr,wsr,nbr	833,000
2372	SURABAYA	KAIMANA	via mks,bau,amb,bnd,tua,dbo	623,000

26				
NO	TRAYEK			Tarif (Rp./Penumpang)
2373	SURABAYA	KAIMANA	via mks,btg,mrt,srg,fak	769,000
2374	SURABAYA	KALABAH	via bna,bma,wgp,end,kpg	467,000
2375	SURABAYA	KALABAH	via btl,mks,bma,lbj,lrk,kpg	552,000
2376	SURABAYA	KALABAH	via bna,bma,wgp,end,sbu,rte,kpg,lrk	502,000
2377	SURABAYA	KIJANG	via ptk,srn,mdi,ntn,tmp,ltg	490,000
2378	SURABAYA	KIJANG	via tjp	421,000
2379	SURABAYA	KUMAI		184,000
2380	SURABAYA	KUMAI	via bwn	184,000
2381	SURABAYA	KUPANG	via bna,bma,wgp,end	421,000
2382	SURABAYA	KUPANG	via mks,mmr,lrk	451,000
2383	SURABAYA	KUPANG	via mks,mmr,lrk,lwb	451,000
2384	SURABAYA	KUPANG	via btl,mks,bma,lbj,lrk	520,000
2385	SURABAYA	KUPANG	via bna,bma,wgp,end,sbu,rte	421,000
2386	SURABAYA	LABUANBAJO	via bna,bma	311,000
2387	SURABAYA	LABUANBAJO	via btl,mks,bma	405,000
2388	SURABAYA	LARANTUKA	via bna,bma,wgp,end,kpg,klb	502,000
2389	SURABAYA	LARANTUKA	via mks,mmr	422,000
2390	SURABAYA	LARANTUKA	via btl,mks,bma,lbj	484,000
2391	SURABAYA	LARANTUKA	via bna,bma,wgp,end,sbu,rte,kpg	467,000
2392	SURABAYA	LETUNG	via ptk,srn,mdi,ntn,tmp	456,000
2393	SURABAYA	LEWOLEBA	via mks,mmr,lrk	438,000
2394	SURABAYA	MAKASSAR		258,000
2395	SURABAYA	MAKASSAR	via bna,bma,lbj	371,000
2396	SURABAYA	MAKASSAR	via btl	328,000
2397	SURABAYA	MAKASSAR	via blp	429,000
2398	SURABAYA	MANOKWARI	via mks,srg	681,000
2399	SURABAYA	MANOKWARI	via mks,bau,srg	681,000
2400	SURABAYA	MANOKWARI	via blp,ptl,btg,tnt,srg	681,000
2401	SURABAYA	MANOKWARI	via bpp,ptl,tol,btg,tnt,srg	681,000
2402	SURABAYA	MANOKWARI	via blp,mks,srg	961,000
2403	SURABAYA	MANOKWARI	via mks,amb,srg	681,000
2404	SURABAYA	MAUMERE	via mks	388,000
2405	SURABAYA	MERAUKE	via bna,bma,lbj,mks,bau,wnc,amb,bnd,sml,tua,dbo,tmk,agt	887,000
2406	SURABAYA	MERAUKE	via mks,btg,mrt,srg,fak,kmn,tmk,agt	992,000
2407	SURABAYA	MERAUKE	via btl,mks,bma,lbj,lrk,kpg,klb,sml,tua,dbo,tmk,agt	1,000,000
2408	SURABAYA	MIDAI	via ptk,srn	407,000
2409	SURABAYA	MOROTAI	via mks,btg	562,000
2410	SURABAYA	NABIRE	via mks,srg,mwr,wsr	746,000
2411	SURABAYA	NABIRE	via blp,ptl,btg,tnt,srg,mwr	746,000
2412	SURABAYA	NABIRE	via blp,mks,srg,mwr,wsr	1,019,000
2413	SURABAYA	NAMLEA	via mks,bau	517,000
2414	SURABAYA	NATUNA	via ptk,srn,mdi	409,000
2415	SURABAYA	PANTOLOAN	via blp	450,000
2416	SURABAYA	PONTIANAK		315,000
2417	SURABAYA	PONTIANAK	via bwn,kmi,srg	410,000
2418	SURABAYA	ROTE	via bna,bma,wgp,end,sbu	418,000
2419	SURABAYA	SABU	via bna,bma,wgp,end	409,000
2420	SURABAYA	SAMPIT		182,000
2421	SURABAYA	SAUMLAKI	via bna,bma,lbj,mks,bau,wnc,amb,bnd	590,000
2422	SURABAYA	SAUMLAKI	via btl,mks,bma,lbj,lrk,kpg,klb	712,000
2423	SURABAYA	SEMARANG	via spt	344,000
2424	SURABAYA	SEMARANG	via tgp	336,000
2425	SURABAYA	SEMARANG		140,000
2426	SURABAYA	SEMARANG	via bwn,kmi	325,000
2427	SURABAYA	SERASAN	via ptk	396,000
2428	SURABAYA	SERUI	via blp,ptl,btg,tnt,srg,mwr,nbr	777,000
2429	SURABAYA	SERUI	via mks,bau,srg,mwr	777,000
2430	SURABAYA	SERUI	via bpp,ptl,tol,btg,tnt,srg,mwr,nbr	777,000
2431	SURABAYA	SERUI	via mks,srg,mwr,wsr,nbr	777,000
2432	SURABAYA	SERUI	via mks,amb,srg,mwr	777,000
2433	SURABAYA	SORONG	via mks,amb	612,000
2434	SURABAYA	SORONG	via mks	612,000
2435	SURABAYA	SORONG	via mks,bau	612,000
2436	SURABAYA	SORONG	via blp,ptl,btg,tnt	612,000
2437	SURABAYA	SORONG	via mks,btg,mrt	612,000
2438	SURABAYA	SORONG	via bpp,ptl,tol,btg,tnt	612,000
2439	SURABAYA	SORONG	via blp,mks	891,000
2440	SURABAYA	TAMBELAN	via ptk	370,000
2441	SURABAYA	TANAH GROGOT	via btl,bru,blg	425,000
2442	SURABAYA	TAREMPA	via ptk,srn,mdi,ntn	409,000
2443	SURABAYA	TERNATE	via blp,ptl,btg	592,000
2444	SURABAYA	TERNATE	via mks,bau,nml,amb	550,000
2445	SURABAYA	TERNATE	via bpp,ptl,tol,btg	592,000
2446	SURABAYA	TG. PANDAN	via ptk	414,000
2447	SURABAYA	TG. PANDAN	via ptk,srn,mdi,ntn,trp,ltg,kjg	508,000
2448	SURABAYA	TG. PANDAN	via ptk,bln	414,000
2449	SURABAYA	TG. PRIOK	via ptk,srn,mdi,ntn,tmp,ltg,kjg,bny	659,000
2450	SURABAYA	TG. PRIOK	via ptk,tpd	422,000
2451	SURABAYA	TG. PRIOK		225,000
2452	SURABAYA	TG. PRIOK	via ptk,bln,tpn	422,000
2453	SURABAYA	TIMIKA	via bna,bma,lbj,mks,bau,wnc,amb,bnd,sml,tua,dbo	733,000
2454	SURABAYA	TIMIKA	via mks,btg,mrt,srg,fak,kmn	837,000
2455	SURABAYA	TIMIKA	via btl,mks,bma,lbj,lrk,kpg,klb,sml,tua,dbo	847,000
2456	SURABAYA	TOLI-TOLI	via bpp,ptl	458,000
2457	SURABAYA	TUAL	via mks,bau,amb,bnd	542,000
2458	SURABAYA	TUAL	via bna,bma,lbj,mks,bau,wnc,amb,bnd,sml	654,000
2459	SURABAYA	TUAL	via btl,mks,bma,lbj,lrk,kpg,klb,sml	743,000
2460	SURABAYA	WAINGAPU	via bna,bma	394,000
2461	SURABAYA	WANGI	via bna,bma,lbj,mks,bau	435,000
2462	SURABAYA	WASIOR	via mks,srg,mwr	720,000
2463	SURABAYA	WASIOR	via blp,mks,srg,mwr	999,000
2464	SURABAYA	AMAHAI	via bnoa,bma,mks,bau,wnci,ambn	513,000
2465	SURABAYA	BACAN	via mks,bau,bgi,bit,ter	582,000
2466	SURABAYA	LARAT	via bnoa,bma,mks,bau,wnci,ambn,amh,bnd,saum	586,000
2467	SURABAYA	SEMARANG	via kumai	316,000
2468	SURABAYA	MAUMERE		316,000
2469	SURABAYA	LARANTUKA	via mau	350,000

NO	TRAYEK			Tarif (Rp./Penumpang)
2470	SURABAYA	KUPANG	via mau, ltk	403,000
2471	SURABAYA	LEWOLEBA	via mau, ltk, kpg	425,000
2472	SURABAYA	AMBON	via mau, ltk, kpg, lwb	505,000
2473	SURABAYA	FAK-FAK	via mau, ltk, kpg, lwb, amb	595,000
2474	SURABAYA	SORONG	via mau, ltk, kpg, lwb, amb, fak	655,000
2475	SURABAYA	MANOKWARI	via mau, ltk, kpg, lwb, amb, fak, srg	724,000
2476	SURABAYA	WASIOR	via mau, ltk, kpg, lwb, amb, fak, srg, mnw	761,000
2477	SURABAYA	NABIRE	via mau, ltk, kpg, lwb, amb, fak, srg, mnw, wsr	800,000
2478	SURABAYA	LABUANBAJO		262,000
2479	SURABAYA	MARAPOKOT	via lbj	316,000
2480	SURABAYA	LEMBAR		140,000
2481	SURABAYA	WAINGAPU	via lbr	299,000
2482	SURABAYA	ENDE	via lbr, wai	344,000
2483	TAHUNA	BITUNG	via sia	96,000
2484	TAHUNA	BULI	via sia, btg, tbl	290,000
2485	TAHUNA	GEBE	via sia, btg, tbl, bli	331,000
2486	TAHUNA	GORONTALO	via sia, btg	201,000
2487	TAHUNA	KARATUNG	via mrr, lrg	101,000
2488	TAHUNA	KARATUNG	via lrg	101,000
2489	TAHUNA	LIRUNG		66,000
2490	TAHUNA	LIRUNG	via mrr	66,000
2491	TAHUNA	MARORE		42,000
2492	TAHUNA	MIANGAS	via lrg, krg	147,000
2493	TAHUNA	MIANGAS	via mrr, lrg, ktg	147,000
2494	TAHUNA	P. TOGIAN	via sia, btg, grt	245,000
2495	TAHUNA	POSO	via sia, btg, grt, ptg	291,000
2496	TAHUNA	SIAU		36,000
2497	TAHUNA	TERNATE	via sia, btg, grt, ptg, pso, ptg, grt, btg	421,000
2498	TAHUNA	TERNATE	via sia, btg, tbl, bli, gbe	415,000
2499	TAHUNA	TOBELO	via sia, btg	234,000
2500	TAHUNA	KAHIKITANG		35,000
2501	TAHUNA	KAHIKITANG		35,000
2502	TAMBELAN	BELINYU	via srn, mdi, ntn, trp, lrg, kjg	410,000
2503	TAMBELAN	KIJANG	via srn, mdi, ntn, trp, lrg	331,000
2504	TAMBELAN	LETUNG	via srn, mdi, ntn, trp	257,000
2505	TAMBELAN	MIDAI	via srn	142,000
2506	TAMBELAN	NATUNA	via srn, mdi	166,000
2507	TAMBELAN	PONTIANAK		73,000
2508	TAMBELAN	SERASAN		77,000
2509	TAMBELAN	SURABAYA	via ptk	370,000
2510	TAMBELAN	TAREMPA	via srn, mdi, ntn	232,000
2511	TAMBELAN	TG. PRIOK	via srn, mdi, ntn, trp, lrg, kjg, bln	439,000
2512	TANAH GROGOT	BALIKPAPAN		36,000
2513	TANAH GROGOT	BARRU	via blg	190,000
2514	TANAH GROGOT	BATULICIN	via blg, bru	336,000
2515	TANAH GROGOT	BATULICIN		86,000
2516	TANAH GROGOT	BELANG-BELANG		101,000
2517	TANAH GROGOT	CIRIBON	via blg, bru, btl, sby, smp, smg	616,000
2518	TANAH GROGOT	SAMPIT	via blg, bru, btl, sby	469,000
2519	TANAH GROGOT	SAMPIT	via btl, sby	407,000
2520	TANAH GROGOT	SEMARANG	via blg, bru, btl, sby, spt	594,000
2521	TANAH GROGOT	SEMARANG	via btl, sby, smp	436,000
2522	TANAH GROGOT	SURABAYA	via blg, bru, btl	425,000
2523	TANAH GROGOT	SURABAYA	via btl	271,000
2524	TARAKAN	BALIKPAPAN	via nnk	305,000
2525	TARAKAN	BALIKPAPAN	via nnk, tli	393,000
2526	TARAKAN	BAU-BAU	via nnk, blp, pre, mks	464,000
2527	TARAKAN	KUPANG	via nnk, blp, pre, mks, mre, lwb	581,000
2528	TARAKAN	LEWOLEBA	via nnk, blp, pre, mks, mre	449,000
2529	TARAKAN	LEWOLEBA	via nnk, tli, blp, pre, mks, mmr	583,000
2530	TARAKAN	MAKASSAR	via nnk, blp, pre	394,000
2531	TARAKAN	MAKASSAR	via nnk, tli, blp, pre	441,000
2532	TARAKAN	MAUMERE	via nnk, blp, pre, mks	463,000
2533	TARAKAN	MAUMERE	via nnk, tli, blp, pre, mks	552,000
2534	TARAKAN	NUNUKAN		68,000
2535	TARAKAN	PARE-PARE	via nnk, blp	353,000
2536	TARAKAN	PARE-PARE	via nnk, tli, blp	431,000
2537	TARAKAN	SEMARANG	via nnk, blp, pre, mks	550,000
2538	TARAKAN	TOLI-TOLI	via nnk	261,000
2539	TARAKAN	LARANTUKA	via nnkn, toli2 blkpn, pare2, mksr, mmre	553,000
2540	TARAKAN	LARANTUKA	via nnkn, toli2 blkpn, pare2, mksr, mmre	553,000
2541	TAREMPA	BELINYU	via lrg, kjg	272,000
2542	TAREMPA	KIJANG	via lrg	156,000
2543	TAREMPA	LETUNG		34,000
2544	TAREMPA	MIDAI	via ntn	132,000
2545	TAREMPA	NATUNA		93,000
2546	TAREMPA	PONTIANAK	via ntn, mdi, srn	248,000
2547	TAREMPA	SERASAN	via ntn, mdi	161,000
2548	TAREMPA	SURABAYA	via ntn, mdi, srn, ptk	409,000
2549	TAREMPA	TAMBELAN	via ntn, mdi, srn	232,000
2550	TAREMPA	TG. PANDAN	via lrg, kjg	313,000
2551	TAREMPA	TG. PRIOK	via lrg, kjg, bny	421,000
2552	TAREMPA	TG. PRIOK	via lrg, kjg, tpn	410,000
2553	TEPA	AMBON	via sml	283,000
2554	TEPA	BULA	via sml, amb, gsr	319,000
2555	TEPA	GESER	via sml, amb	287,000
2556	TEPA	KISAR	via moa	103,000
2557	TEPA	MOA		72,000
2558	TEPA	SAUMLAKI		74,000
2559	TERNATE	AMBON	via snn, nml	266,000
2560	TERNATE	AMBON		184,000
2561	TERNATE	AMURANG	via btg	178,000
2562	TERNATE	BALIKPAPAN	via btg, pti	403,000
2563	TERNATE	BALIKPAPAN	via btg, toli, pti	403,000
2564	TERNATE	BANGGAI	via btg	278,000
2565	TERNATE	BATAM	via amb, nml, bau, mks, sby, tgp	764,000
2566	TERNATE	BAU-BAU	via btg, bgi	425,000


NO	TRAYEK			Tarif (Rp. / Penumpang)
2567	TERNATE	BAU-BAU	via amb,nml	366,000
2568	TERNATE	BIAK	via srg,mwr,wsr,nbr,sri	432,000
2569	TERNATE	BIAK	via srg,mwr,nbr,sri	432,000
2570	TERNATE	BITUNG		159,000
2571	TERNATE	JAYAPURA	via srg,mwr,wsr,nbr,sri,bik	422,000
2572	TERNATE	JAYAPURA	via srg,mwr,nbr,sri	422,000
2573	TERNATE	JAYAPURA	via srg,mwr,nbr,sri,bia,wsr	422,000
2574	TERNATE	KIJANG	via amb,nml,bau,mks,sby,tpj	783,000
2575	TERNATE	MAKASSAR	via btg,bgi,bau	480,000
2576	TERNATE	MAKASSAR	via amb,nml,bau	434,000
2577	TERNATE	MANOKWARI	via srg	325,000
2578	TERNATE	NABIRE	via srg,mwr,wsr	408,000
2579	TERNATE	NABIRE	via srg,mwr	408,000
2580	TERNATE	NAMLEA	via snn	233,000
2581	TERNATE	NAMLEA	via amb	189,000
2582	TERNATE	PANTOLOAN	via btg	346,000
2583	TERNATE	PANTOLOAN	via btg,tol	346,000
2584	TERNATE	SANANA		111,000
2585	TERNATE	SERUI	via srg,mwr,wsr,nbr	421,000
2586	TERNATE	SERUI	via srg,mwr,nbr	421,000
2587	TERNATE	SORONG		220,000
2588	TERNATE	SURABAYA	via btg,ptl,blp	592,000
2589	TERNATE	SURABAYA	via amb,nml,bau,mks	550,000
2590	TERNATE	SURABAYA	via btg,tol,ptl,blp	592,000
2591	TERNATE	TG.PRIOK	via amb,nml,bau,mks,sby	676,000
2592	TERNATE	TG.PRIOK	via btg,tol,ptl,blp,sby	771,000
2593	TERNATE	TOLI-TOLI	via btg	326,000
2594	TERNATE	WASIOR	via srg,mwr	382,000
2595	TERNATE	BACAN		148,000
2596	TERNATE	BUOL	via bit,amr	317,000
2597	TG PANDAN	PONTIANAK		170,000
2598	TG PANDAN	SEMARANG	via ptk	394,000
2599	TG PRIOK	AMBON	via sby,mks,bau	634,000
2600	TG PRIOK	AMBON	via sby,mks	634,000
2601	TG PRIOK	BANDA	via sby,mks,bau,amb	645,000
2602	TG PRIOK	BAU-BAU	via sby,mks	432,000
2603	TG PRIOK	BIAK	via sby,mks,amb,srg	1,010,000
2604	TG PRIOK	DOBO	via sby,mks,bau,amb,bnd,tua	701,000
2605	TG PRIOK	FAK-FAK	via sby,mks,bau,amb,bnd,tua,dbo,kmn	805,000
2606	TG PRIOK	JAYAPURA	via sby,mks,amb,srg,bik	1,033,000
2607	TG PRIOK	KAIMANA	via sby,mks,bau,amb,bnd,tua,dbo	747,000
2608	TG PRIOK	MAKASSAR	via sby	428,000
2609	TG PRIOK	PONTIANAK	via tpd	269,000
2610	TG PRIOK	SEMARANG	via tpd,ptk	446,000
2611	TG PRIOK	SORONG	via sby,mks,amb	818,000
2612	TG PRIOK	SURABAYA		225,000
2613	TG PRIOK	TG PANDAN		169,000
2614	TG PRIOK	TUAL	via sby,mks,bau,amb,bnd	666,000
2615	TG. PANDAN	KIJANG	via tgp, bli	356,000
2616	TG. PANDAN	LETUNG	via tgp, bli, klg	397,000
2617	TG. PANDAN	MIDAI	via tgp, bli, klg, ltg, tmp, ntn	416,000
2618	TG. PANDAN	NATUNA	via tgp, bli, klg, ltg, tmp	401,000
2619	TG. PANDAN	SERASAN	via tgp, bli, klg, ltg, tmp, ntn, mdi	445,000
2620	TG. PANDAN	TAREMPA	via tgp, bli, klg, ltg	416,000
2621	TG.BALAI	BATAM		33,000
2622	TG.BALAI	BELAWAN		210,000
2623	TG.BALAI	TG.PRIOK	via btm	306,000
2624	TG.PANDAN	BLINYU		106,000
2625	TG.PANDAN	PONTIANAK	via bly	170,000
2626	TG.PANDAN	SEMARANG	via bly,ptk	394,000
2627	TG.PANDAN	SURABAYA	via ptk	414,000
2628	TG.PANDAN	TG.PRIOK		169,000
2629	TG.PRIOK	AGATS	via sby,bna,bma,lbj,mks,bau,wnc,amb,bnd,sml,tua,dbo,tmk	894,000
2630	TG.PRIOK	AMBON	via sby,mks,bau,nml	634,000
2631	TG.PRIOK	AMBON	via sby,bna,bma,lbj,mks,bau,wnc	644,000
2632	TG.PRIOK	AMBON	via mks,bau,nml	557,000
2633	TG.PRIOK	AMURANG	via sby,bpp,ptl,tol	657,000
2634	TG.PRIOK	BALIKPAPAN	via mks,pre	457,000
2635	TG.PRIOK	BALIKPAPAN	via sby	454,000
2636	TG.PRIOK	BANDA	via sby,bna,bma,lbj,mks,bau,wnc,amb	654,000
2637	TG.PRIOK	BATAM		306,000
2638	TG.PRIOK	BAU-BAU	via sby,mks	432,000
2639	TG.PRIOK	BAU-BAU	via sby,bna,bma,lbj,mks	510,000
2640	TG.PRIOK	BAU-BAU	via mks	414,000
2641	TG.PRIOK	BELAWAN	via btm,tbl	408,000
2642	TG.PRIOK	BELINYU		207,000
2643	TG.PRIOK	BENOA	via sby	360,000
2644	TG.PRIOK	BIAK	via sby,bpp,ptl,tol,btg,tnt,srg,mwr,nbr,sri	1,010,000
2645	TG.PRIOK	BIAK	via mks,bau,nml,amb,fak,srg,mwr,wsr,nbr,sri,jpr	1,089,000
2646	TG.PRIOK	BIMA	via sby,bna	414,000
2647	TG.PRIOK	BITUNG	via sby,mks,bau,nml,amb,tnt	688,000
2648	TG.PRIOK	BITUNG	via sby,bpp,ptl,tol	688,000
2649	TG.PRIOK	BLINYU	via tpn	207,000
2650	TG.PRIOK	DOBO	via sby,bna,bma,lbj,mks,bau,wnc,amb,bnd,sml,tua	790,000
2651	TG.PRIOK	FAK-FAK	via mks,bau,nml,amb	649,000
2652	TG.PRIOK	GN. SITOLI	via pdg	393,000
2653	TG.PRIOK	JAYAPURA	via sby,mks,bau,srg,mwr	1,033,000
2654	TG.PRIOK	JAYAPURA	via sby,mks,bau,srg,mwr,sri	1,033,000
2655	TG.PRIOK	JAYAPURA	via sby,bpp,ptl,tol,btg,tnt,srg,mwr,nbr,sri,bia	1,033,000
2656	TG.PRIOK	JAYAPURA	via mks,bau,nml,amb,fak,srg,mwr,wsr,nbr,sri	1,033,000
2657	TG.PRIOK	KIJANG		319,000
2658	TG.PRIOK	KIJANG	via bny	319,000
2659	TG.PRIOK	KUPANG	via sby,mks,mmr,lrk	500,000
2660	TG.PRIOK	KUPANG	via sby,mks,mmr,lrk,lwb	500,000
2661	TG.PRIOK	LABUANBAJO	via sby,bna,bma	432,000
2662	TG.PRIOK	LARANTUKA	via sby,mks,mmr	467,000
2663	TG.PRIOK	LETUNG	via bny,klg	387,000

NO	TRAYEK			Tarif (Rp. / Penumpang)
2664	TG. PRIOK	LEWOLEBA	via sby, mks, mmr, lrk	487,000
2665	TG. PRIOK	MAKASSAR	via sby	428,000
2666	TG. PRIOK	MAKASSAR	via sby, bna, bma, lbj	434,000
2667	TG. PRIOK	MAKASSAR		428,000
2668	TG. PRIOK	MANOKWARI	via sby, mks, bau, srg	887,000
2669	TG. PRIOK	MANOKWARI	via sby, bpp, ptl, tol, btg, tnt, srg	839,000
2670	TG. PRIOK	MANOKWARI	via mks, bau, nml, amb, fak, srg	783,000
2671	TG. PRIOK	MANOKWARI	via sby, mks, amb, srg	887,000
2672	TG. PRIOK	MAUMERE	via sby, mks	461,000
2673	TG. PRIOK	MERAUKE	via sby, bna, bma, lbj, mks, bau, wnc, amb, bnd, sml, tua, dbo, tmk, agt	1,011,000
2674	TG. PRIOK	MIDAI	via bny, kjg, ltg, tmp, ntn	427,000
2675	TG. PRIOK	NABIRE	via sby, bpp, ptl, tol, btg, tnt, srg, mwr	849,000
2676	TG. PRIOK	NABIRE	via mks, bau, nml, amb, fak, srg, mwr, wsr	860,000
2677	TG. PRIOK	NAMLEA	via sby, mks, bau	631,000
2678	TG. PRIOK	NAMLEA	via mks, bau	533,000
2679	TG. PRIOK	NATUNA	via bny, kjg, ltg, tmp	419,000
2680	TG. PRIOK	NATUNA	via bny, kjg, ltg, tmp	419,000
2681	TG. PRIOK	NUNUKAN	via mks, pre, blp, trk	609,000
2682	TG. PRIOK	PADANG		277,000
2683	TG. PRIOK	PANTOLOAN	via sby, bpp	514,000
2684	TG. PRIOK	PARE-PARE	via mks	436,000
2685	TG. PRIOK	PONTIANAK	via bny, kjg, ltg, tmp, ntn, mdi, srn	505,000
2686	TG. PRIOK	PONTIANAK	via tpn, bly	269,000
2687	TG. PRIOK	PONTIANAK	via tpn	269,000
2688	TG. PRIOK	SAUMLAKI	via sby, bna, bma, lbj, mks, bau, wnc, amb, bnd	714,000
2689	TG. PRIOK	SEMARANG		145,000
2690	TG. PRIOK	SERASAN	via bny, kjg, ltg, tmp, ntn, mdi	431,000
2691	TG. PRIOK	SERUI	via sby, mks, bau, srg, mwr	1,010,000
2692	TG. PRIOK	SERUI	via sby, bpp, ptl, tol, btg, tnt, srg, mwr, nbr	881,000
2693	TG. PRIOK	SERUI	via mks, bau, nml, amb, fak, srg, mwr, wsr, nbr	892,000
2694	TG. PRIOK	SERUI	via sby, mks, amb, srg, mwr	1,011,000
2695	TG. PRIOK	SIBOLGA	via pdg, gst	397,000
2696	TG. PRIOK	SORONG	via sby, mks, bau	818,000
2697	TG. PRIOK	SORONG	via sby, bpp, ptl, tol, btg, tnt	818,000
2698	TG. PRIOK	SORONG	via mks, bau, nml, amb, fak	713,000
2699	TG. PRIOK	SURABAYA	via bny, kjg, ltg, tmp, ntn, mdi, srn, ptk	659,000
2700	TG. PRIOK	SURABAYA		225,000
2701	TG. PRIOK	SURABAYA	via tpn, ptk	422,000
2702	TG. PRIOK	TAMBELAN	via bny, kjg, ltg, tmp, ntn, mdi, srn	439,000
2703	TG. PRIOK	TARAKAN	via mks, pre, blp	581,000
2704	TG. PRIOK	TAREMPA	via bny, kjg, ltg	421,000
2705	TG. PRIOK	TERNATE	via sby, mks, bau, nml, amb	676,000
2706	TG. PRIOK	TERNATE	via sby, bpp, ptl, tol, btg	771,000
2707	TG. PRIOK	TG. BALAI	via btm	306,000
2708	TG. PRIOK	TIMIKA	via sby, bna, bma, lbj, mks, bau, wnc, amb, bnd, sml, tua, dbo	857,000
2709	TG. PRIOK	TOLI-TOLI	via mks, pre, blp, trk, nnk	690,000
2710	TG. PRIOK	TOLI-TOLI	via sby, bpp, ptl	564,000
2711	TG. PRIOK	TUAL	via sby, bna, bma, lbj, mks, bau, wnc, amb, bnd, sml	779,000
2712	TG. PRIOK	WANCI	via sby, bna, bma, lbj, mks, bau	560,000
2713	TG. PRIOK	WASIOR	via mks, bau, nml, amb, fak, srg, mwr	820,000
2714	TIMIKA	AGATS		97,000
2715	TIMIKA	AMBON	via dbo, tua, sml, bnd	438,000
2716	TIMIKA	BABANG/BACAN	via tua, kmn, fak, srg	440,000
2717	TIMIKA	BANDA	via dbo, tua, sml	395,000
2718	TIMIKA	BANGGAI	via tua, kmn, fak, srg, bbg, btg	562,000
2719	TIMIKA	BATULICIN	via dbo, tua, sml, klb, kpg, lrk, lbj, bma, mks	742,000
2720	TIMIKA	BAU-BAU	via dbo, tua, sml, bnd, amb, wnc	509,000
2721	TIMIKA	BAU-BAU	via tua, kmn, fak, srg, bbg, btg, bgi	576,000
2722	TIMIKA	BENOA	via dbo, tua, sml, bnd, amb, wnc, bau, mks, bma	673,000
2723	TIMIKA	BIMA	via dbo, tua, sml, bnd, amb, wnc, bau, mks	654,000
2724	TIMIKA	BIMA	via dbo, tua, sml, klb, kpg, lrk, lbj	563,000
2725	TIMIKA	BITUNG	via kmn, fak, srg	551,000
2726	TIMIKA	BITUNG	via kmn, fak, srg, mrt	551,000
2727	TIMIKA	BITUNG	via tua, kmn, fak, srg, bbg	551,000
2728	TIMIKA	CIREBON	via dbo, tua, sml, klb, kpg, lrk, lbj, bma, mks, btl, smg	940,000
2729	TIMIKA	DOBO		133,000
2730	TIMIKA	FAK-FAK	via kmn	339,000
2731	TIMIKA	FAK-FAK	via tua, kmn	339,000
2732	TIMIKA	KAIMANA		253,000
2733	TIMIKA	KAIMANA	via tua	253,000
2734	TIMIKA	KALABAH	via dbo, tua, sml	438,000
2735	TIMIKA	KUPANG	via dbo, tua, sml, klb	412,000
2736	TIMIKA	LABUANBAJO	via dbo, tua, sml, klb, kpg, lrk	527,000
2737	TIMIKA	LARANTUKA	via dbo, tua, sml, klb, kpg	431,000
2738	TIMIKA	MAKASSAR	via dbo, tua, sml, bnd, amb, wnc, bau	586,000
2739	TIMIKA	MAKASSAR	via tua, kmn, fak, srg, bbg, btg, bgi, bau	688,000
2740	TIMIKA	MAKASSAR	via dbo, tua, sml, klb, kpg, lrk, lbj, bma	654,000
2741	TIMIKA	MERAUKE	via agt	270,000
2742	TIMIKA	MOROTAI	via kmn, fak, srg	445,000
2743	TIMIKA	SAUMLAKI	via dbo, tua	262,000
2744	TIMIKA	SEMARANG	via dbo, tua, sml, klb, kpg, lrk, lbj, bma, mks, btl	877,000
2745	TIMIKA	SORONG	via kmn, fak	409,000
2746	TIMIKA	SORONG	via tua, kmn, fak	409,000
2747	TIMIKA	SURABAYA	via dbo, tua, sml, bnd, amb, wnc, bau, mks, bma, bna	733,000
2748	TIMIKA	SURABAYA	via tua, kmn, fak, srg, bbg, btg, bgi, bau, mks	733,000
2749	TIMIKA	TG. PRIOK	via dbo, tua, sml, bnd, amb, wnc, bau, mks, bma, bna, sby	857,000
2750	TIMIKA	TUAL	via dbo	189,000
2751	TIMIKA	TUAL		189,000
2752	TIMIKA	WANCI	via dbo, tua, sml, bnd, amb	445,000
2753	TIMIKA	AMAHAI	via dobo, tual, lrt, saum, bnd	412,000
2754	TIMIKA	LARAT	via dobo, tual	235,000
2755	TIMIKA	SURABAYA	via dobo, tual, saum, kbh, kpg, lrm, lbj, bma, mks, btl	822,000
2756	TOBELO	AMBON	via bli, gbe, tnt, btg, tnt, snn, nml	463,000
2757	TOBELO	BITUNG	via bli, gbe, tnt	336,000
2758	TOBELO	BULI		66,000
2759	TOBELO	GEBE	via bli	128,000
2760	TOBELO	NAMLEA	via bli, gbe, tnt, btg, tnt, snn	438,000

NO	TRAYEK			Tarif (Rp. / Penumpang)
2761	TOBELO	SANANA	via bli,gbe,tnt,btg,tnt	465,000
2762	TOBELO	TERNATE	via bli,gbe	285,000
2763	TOLI-TOLI	AMBON	via plt,blp,mks,bau,nml	554,000
2764	TOLI-TOLI	AMURANG		157,000
2765	TOLI-TOLI	BALIKPAPAN	via plt	202,000
2766	TOLI-TOLI	BALIKPAPAN		202,000
2767	TOLI-TOLI	BAU-BAU	via plt,blp,mks	428,000
2768	TOLI-TOLI	BIAK	via btg,tnt,srg,mwr,nbr,sri	523,000
2769	TOLI-TOLI	BITUNG		197,000
2770	TOLI-TOLI	FAK-FAK	via plt,blp,mks,bau,nml,amb	659,000
2771	TOLI-TOLI	JAYAPURA	via btg,tnt,srg,mwr,nbr,sri,bia	613,000
2772	TOLI-TOLI	LEWOLEBA	via blp,pre,mks,mmr	421,000
2773	TOLI-TOLI	MAKASSAR	via plt,blp	350,000
2774	TOLI-TOLI	MAKASSAR	via blp,pre	350,000
2775	TOLI-TOLI	MANOKWARI	via plt,blp,mks,bau,nml,amb,fak,srg	827,000
2776	TOLI-TOLI	MANOKWARI	via btg,tnt,srg	467,000
2777	TOLI-TOLI	MAUMERE	via blp,pre,mks	442,000
2778	TOLI-TOLI	NABIRE	via plt,blp,mks,bau,nml,amb,fak,srg,mwr	884,000
2779	TOLI-TOLI	NABIRE	via btg,tnt,srg,mwr	498,000
2780	TOLI-TOLI	NAMLEA	via plt,blp,mks,bau	551,000
2781	TOLI-TOLI	PANTOLOAN		89,000
2782	TOLI-TOLI	PAPE-PAPE	via blp	328,000
2783	TOLI-TOLI	SERUI	via btg,tnt,srg,mwr,nbr	514,000
2784	TOLI-TOLI	SORONG	via plt,blp,mks,bau,nml,amb,fak	757,000
2785	TOLI-TOLI	SORONG	via btg,tnt	459,000
2786	TOLI-TOLI	SURABAYA	via plt,blp	458,000
2787	TOLI-TOLI	TERNATE	via btg	326,000
2788	TOLI-TOLI	TG. PRIOK	via plt,blp,sby	564,000
2789	TOLI-TOLI	LARANTUKA	via blkp, pare2, mksr, mmre	405,000
2790	TOLI-TOLI	LARANTUKA	via blkp, pare2, mksr, mmre	405,000
2791	TUAL	AGATS	via dbo,tmk	276,000
2792	TUAL	AGATS	via tmk	276,000
2793	TUAL	AMBON	via sml,bnd	354,000
2794	TUAL	AMBON	via bnd	264,000
2795	TUAL	BABANG/BACAN	via kmn,fak,srg	411,000
2796	TUAL	BANDA	via sml	286,000
2797	TUAL	BANDA		142,000
2798	TUAL	BANGGAI	via kmn,fak,srg,bbg,btg	496,000
2799	TUAL	BATULICIN	via sml,kib,kpg,lrk,lbj,bma,mks	637,000
2800	TUAL	BAU-BAU	via bnd,amb	387,000
2801	TUAL	BAU-BAU	via sml,bnd,amb,wnc	426,000
2802	TUAL	BAU-BAU	via kmn,fak,srg,bbg,btg,bgi	573,000
2803	TUAL	BENOA	via sml,bnd,amb,wnc,bau,mks,bma	586,000
2804	TUAL	BIMA	via sml,bnd,amb,wnc,bau,mks	516,000
2805	TUAL	BIMA	via sml,kib,kpg,lrk,lbj	460,000
2806	TUAL	BITUNG	via kmn,fak,srg,bbg	448,000
2807	TUAL	CIREBON	via sml,kib,kpg,lrk,lbj,bma,mks,btl,smg	790,000
2808	TUAL	DOBO		63,000
2809	TUAL	FAK-FAK	via dbo,kmn	247,000
2810	TUAL	FAK-FAK	via kmn	183,000
2811	TUAL	KAIMANA	via dbo	155,000
2812	TUAL	KAIMANA		155,000
2813	TUAL	KALABAHI	via sml	326,000
2814	TUAL	KUPANG	via sml,kib	373,000
2815	TUAL	LABUANBAJO	via sml,kib,kpg,lrk	422,000
2816	TUAL	LARANTUKA	via sml,kib,kpg	402,000
2817	TUAL	MAKASSAR	via bnd,amb,bau	458,000
2818	TUAL	MAKASSAR	via sml,bnd,amb,wnc,bau	488,000
2819	TUAL	MAKASSAR	via kmn,fak,srg,bbg,btg,bgi,bau	664,000
2820	TUAL	MAKASSAR	via sml,kib,kpg,lrk,lbj,bma	550,000
2821	TUAL	MERAUKE	via dbo,tmk,agt	391,000
2822	TUAL	MERAUKE	via tmk,agt	391,000
2823	TUAL	SAUMLAKI		130,000
2824	TUAL	SEMARANG	via bnd,amb,bau,mks,sby,sgp	741,000
2825	TUAL	SEMARANG	via bnd,amb,bau,mks,sby	614,000
2826	TUAL	SEMARANG	via sml,kib,kpg,lrk,lbj,bma,mks,btl	775,000
2827	TUAL	SORONG	via kmn,fak	292,000
2828	TUAL	SURABAYA	via bnd,amb,bau,mks	542,000
2829	TUAL	SURABAYA	via sml,bnd,amb,wnc,bau,mks,bma,bna	654,000
2830	TUAL	SURABAYA	via kmn,fak,srg,bbg,btg,bgi,bau,mks	673,000
2831	TUAL	TG. PRIOK	via bnd,amb,bau,mks,sby	666,000
2832	TUAL	TG. PRIOK	via sml,bnd,amb,wnc,bau,mks,bma,bna,sby	779,000
2833	TUAL	TIMIKA	via dbo	189,000
2834	TUAL	TIMIKA		189,000
2835	TUAL	WANCI	via sml,bnd,amb	463,000
2836	TUAL	AMAHAI	via lrt,saum,bnd	320,000
2837	TUAL	LARAT		75,000
2838	TUAL	SURABAYA	via saum,kbh,kpg,lrn,lbj,bma,mks,btl	722,000
2839	WAINGAPU	BENOA	via bma	288,000
2840	WAINGAPU	BIMA		84,000
2841	WAINGAPU	BIMA	via lbj	84,000
2842	WAINGAPU	ENDE		57,000
2843	WAINGAPU	KALABAHI	via lbj,bma,mks,syr,mrp,lrk	445,000
2844	WAINGAPU	KALABAHI	via end,kpg	201,000
2845	WAINGAPU	KALABAHI	via end,sbu,rte,kpg,lrk	262,000
2846	WAINGAPU	KUPANG	via end	196,000
2847	WAINGAPU	KUPANG	via end,sbu,rte	196,000
2848	WAINGAPU	LABUANBAJO		63,000
2849	WAINGAPU	LARANTUKA	via lbj,bma,mks,syr,mrp	400,000
2850	WAINGAPU	LARANTUKA	via end,kpg,kib	262,000
2851	WAINGAPU	LARANTUKA	via end,sbu,rte,kpg	201,000
2852	WAINGAPU	MAKASSAR	via lbj,bma	282,000
2853	WAINGAPU	MARAPOKOT	via lbj,bma,mks,syr	398,000
2854	WAINGAPU	ROTE	via end,sbu	173,000
2855	WAINGAPU	SABU	via end	128,000

NO	TRAYEK			Tarif (Rp./Penumpang)
2856	WAINGAPU	SELAYAR	via lbj,bma,mks	374.000
2857	WAINGAPU	SURABAYA	via bma,bna	389.000
2858	WAINGAPU	BADAS	via lbj	194.000
2859	WAINGAPU	ENDE		57.000
2860	WAINGAPU	LEMBAR		188.000
2861	WAINGAPU	SURABAYA	via lbr	299.000
2862	WANCI	AGATS	via amb,bnd,sml,tua,dbo,tmk	559.000
2863	WANCI	AMBON		192.000
2864	WANCI	BANDA	via amb	272.000
2865	WANCI	BAU-BAU		69.000
2866	WANCI	BENOA	via bau,mks,bma	436.000
2867	WANCI	BIMA	via bau,mks	358.000
2868	WANCI	DOBO	via amb,bnd,sml,tua	430.000
2869	WANCI	MAKASSAR	via bau	211.000
2870	WANCI	MERAUKE	via amb,bnd,sml,tua,dbo,tmk,agt	562.000
2871	WANCI	SAUMLAKI	via amb,bnd	409.000
2872	WANCI	SURABAYA	via bau,mks,bma,bna	435.000
2873	WANCI	TG.PRIOK	via bau,mks,bma,bna,sby	560.000
2874	WANCI	TIMIKA	via amb,bnd,sml,tua,dbo	445.000
2875	WANCI	TUAL	via amb,bnd,sml	463.000
2876	WANCI	AMAHAI	via amb	223.000
2877	WANCI	LARAT	via amb,amh,bnd,saum	384.000
2878	WANCI	KOLAKA	via bau	137.000
2879	WANCI	BAJOE	via bau,kol	179.000
2880	WASIOR	AMBON	via mwr,srg,fak	363.000
2881	WASIOR	BANGGAI	via mwr,srg,tnt,btg	410.000
2882	WASIOR	BAU-BAU	via mwr,srg,tnt,btg,bgi	556.000
2883	WASIOR	BAU-BAU	via mwr,srg,fak,amb,nml	556.000
2884	WASIOR	BIAK	via nbr,sri	202.000
2885	WASIOR	BIAK	via nbr,sri,jpr	399.000
2886	WASIOR	BITUNG	via mwr,srg,tnt	461.000
2887	WASIOR	FAK-FAK	via mwr,srg	296.000
2888	WASIOR	JAYAPURA	via nbr,sri,bik	256.000
2889	WASIOR	JAYAPURA	via nbr	256.000
2890	WASIOR	JAYAPURA	via nbr,sri	256.000
2891	WASIOR	MAKASSAR	via mwr,srg,tnt,btg,bgi,bau	655.000
2892	WASIOR	MAKASSAR	via mwr,srg	655.000
2893	WASIOR	MAKASSAR	via mwr,srg,fak,amb,nml,bau	655.000
2894	WASIOR	MANOKWARI		68.000
2895	WASIOR	NABIRE		72.000
2896	WASIOR	NAMLEA	via mwr,srg,fak,amb	402.000
2897	WASIOR	SEMARANG	via mwr,srg,mks,sby	720.000
2898	WASIOR	SERUI	via nbr	140.000
2899	WASIOR	SORONG	via mwr	198.000
2900	WASIOR	SURABAYA	via mwr,srg,mks	720.000
2901	WASIOR	TERNATE	via mwr,srg	380.000
2902	WASIOR	TG. PRIOK	via mwr,srg,fak,amb,nml,bau,mks	926.000
2903	WASIOR	BACAN	via nbr, sri, biak, mwr, srg	444.000
2904	WASIOR	KUPANG	via mnw,srg,fak,amb	447.000
2905	WASIOR	LEWOLEBA	via mnw,srg,fak,amb,kpg	483.000
2906	WASIOR	LARANTUKA	via mnw,srg,fak,amb,kpg,lwb	492.000
2907	WASIOR	MAUMERE	via mnw,srg,fak,amb,kpg,lwb,ltk	518.000

Salinan sesuai dengan aslinya
KEPALA BIRO HUKUM,



SRI LESTARI RAHAYU
Pembina Utama Muda (IV/c)
NIP. 19620620 198903 2 001

MENTERI PERHUBUNGAN
REPUBLIK INDONESIA,
ttd.
IGNASIUS JONAN

LAMPIRAN II
PERATURAN MENTERI PERHUBUNGAN
REPUBLIK INDONESIA
NOMOR PM 38 TAHUN 2016
TENTANG
TARIF BATAS ATAS ANGKUTAN PENUMPANG LAUT DALAM
NEGERI KELAS EKONOMI

TARIF BATAS ATAS ANGKUTAN PENUMPANG LAUT DALAM NEGERI KELAS EKONOMI

NO	TRAYEK			Tarif (Rp./Penumpang)
1	AGATS	AMBON	via tmk, dbo, tua, sml, bnd	442,000
2	AGATS	BABANG/BACAN	via tmk, tua, kmn, fak, srg	449,000
3	AGATS	BANDA	via tmk, dbo, tua, sml	426,000
4	AGATS	BANGGAI	via tmk, tua, kmn, fak, srg, bbg, btg	607,000
5	AGATS	BATULICIN	via tmk, dbo, tua, sml, klb, kpg, lrk, lbj, bma, mks	774,000
6	AGATS	BAU-BAU	via tmk, dbo, tua, sml, bnd, amb, wnc	580,000
7	AGATS	BAU-BAU	via tmk, tua, kmn, fak, srg, bbg, btg, bgi	635,000
8	AGATS	BENOA	via tmk, dbo, tua, sml, bnd, amb, wnc, bau, mks, bma	689,000
9	AGATS	BIMA	via tmk, dbo, tua, sml, bnd, amb, wnc, bau, mks	668,000
10	AGATS	BIMA	via tmk, dbo, tua, sml, klb, kpg, lrk, lbj	600,000
11	AGATS	BITUNG	via tmk, kmn, fak, srg	588,000
12	AGATS	CIREBON	via tmk, dbo, tua, sml, klb, kpg, lrk, lbj, bma, mks, btl, smg	967,000
13	AGATS	DOBO	via tmk	218,000
14	AGATS	FAK-FAK	via tmk, kmn	369,000
15	AGATS	KAIMANA	via tmk	288,000
16	AGATS	KALABAHI	via tmk, dbo, tua, sml	423,000
17	AGATS	KUPANG	via tmk, dbo, tua, sml, klb	455,000
18	AGATS	LABUANBAJO	via tmk, dbo, tua, sml, klb, kpg, lrk	565,000
19	AGATS	LARANTUKA	via tmk, dbo, tua, sml, klb, kpg	474,000
20	AGATS	MAKASSAR	via tmk, dbo, tua, sml, bnd, amb, wnc, bau	655,000
21	AGATS	MAKASSAR	via tmk, tua, kmn, fak, srg, bbg, btg, bgi, bau	689,000
22	AGATS	MAKASSAR	via tmk, dbo, tua, sml, klb, kpg, lrk, lbj, bma	689,000
23	AGATS	MERAUKE		212,000
24	AGATS	MOROTAI	via tmk, kmn, fak, srg	425,000
25	AGATS	SAUMLAKI	via tmk, dbo, tua	360,000
26	AGATS	SEMARANG	via tmk, dbo, tua, sml, klb, kpg, lrk, lbj, bma, mks, btl	906,000
27	AGATS	SORONG	via tmk, kmn, fak	423,000
28	AGATS	SURABAYA	via tmk, dbo, tua, sml, bnd, amb, wnc, bau, mks, bma, bna	746,000
29	AGATS	SURABAYA	via tmk, tua, kmn, fak, srg, bbg, btg, bgi, bau, mks	746,000
30	AGATS	TG. PRIOK	via tmk, dbo, tua, sml, bnd, amb, wnc, bau, mks, bma, bna, sby	868,000
31	AGATS	TIMIKA		95,000
32	AGATS	TUAL	via tmk, dbo	268,000
33	AGATS	WANCI	via tmk, dbo, tua, sml, bnd, amb	543,000
34	AGATS	AMAHAI	via tmk, dobo, tual, lrt, saum, bnd	415,000
35	AGATS	LARAT	via tmk, dobo, tual	288,000
36	AGATS	SURABAYA	via tmk, dobo, tual, saum, kbb, kpg, lrm, lbj, bma, mks, btl	876,000
37	AMAHAI	AGATS	via bnd, saum, lrt, tual, dobo, tmk	415,000
38	AMAHAI	AMBON		44,000
39	AMAHAI	BANDA		58,000
40	AMAHAI	BAU-BAU	via amb, wnci	260,000
41	AMAHAI	BENOA	via amb, wnci, bau, mks, bma	479,000
42	AMAHAI	BIMA	via amb, wnci, bau, mks	423,000
43	AMAHAI	DOBO	via bnd, saum, lrt, tual	350,000
44	AMAHAI	LARAT	via bnd, saum	284,000
45	AMAHAI	MAKASSAR	via amb, wnci, bau	371,000
46	AMAHAI	MERAUKE	via bnd, saum, lrt, tual, dobo, tmk, agt	501,000
47	AMAHAI	SAUMLAKI	via bnd	223,000
48	AMAHAI	SURABAYA	via amb, wnci, bau, mks, bma, bnoa	513,000
49	AMAHAI	TIMIKA	via bnd, saum, lrt, tual, dobo	412,000
50	AMAHAI	TUAL	via bnd, saum, lrt	320,000
51	AMAHAI	WANCI	via amb	185,000
52	AMBON	AGATS	via bnd, sml, tua, dbo, tmk	442,000
53	AMBON	BALIKPAPAN	via nml, bau, mks	428,000
54	AMBON	BANDA		89,000
55	AMBON	BANGGAI	via nml, snn, tnt, btg	396,000
56	AMBON	BATAM	via nml, bau, mks, sby, tgp	713,000
57	AMBON	BAU-BAU		298,000
58	AMBON	BAU-BAU	via nml	298,000
59	AMBON	BAU-BAU	via wnc	298,000
60	AMBON	BAU-BAU	via nml, snn, tnt, btg, bgi	399,000
61	AMBON	BENOA	via wnc, bau, mks, bma	445,000
62	AMBON	BIAK	via srg	393,000
63	AMBON	BIAK	via fak, srg, mwr, wsr, nbr, sri, jpr	494,000
64	AMBON	BIMA	via wnc, bau, mks	436,000
65	AMBON	BITUNG	via nml, snn, tnt	376,000
66	AMBON	BITUNG	via tnt	250,000
67	AMBON	BULA	via gsr	147,000
68	AMBON	DOBO	via bnd, sml, tua	356,000
69	AMBON	DOBO	via bnd, tua	279,000
70	AMBON	FAK-FAK	via bnd, tua, dbo, kmn	388,000
71	AMBON	FAK-FAK		166,000
72	AMBON	GESER		100,000
73	AMBON	JAYAPURA	via srg, bik	399,000
74	AMBON	JAYAPURA	via fak, srg, mwr, wsr, nbr, sri	407,000
75	AMBON	JAYAPURA		399,000
76	AMBON	KAIMANA	via bnd, tua, dbo	310,000
77	AMBON	KIJANG	via nml, bau, mks, sby, tjp	696,000
78	AMBON	KISAR	via sml, tpa, moa	358,000
79	AMBON	MAKASSAR		380,000
80	AMBON	MAKASSAR	via wnc, bau	380,000
81	AMBON	MAKASSAR	via bau	380,000
82	AMBON	MAKASSAR	via nml, bau	380,000
83	AMBON	MAKASSAR	via nml, snn, tnt, btg, bgi, bau	475,000
84	AMBON	MANOKWARI	via fak, srg	300,000
85	AMBON	MANOKWARI		300,000

NO	TRAYEK			Tarif (Rp./Penumpang)
86	AMBON	MANOKWARI	via srg	300,000
87	AMBON	MERAUKE	via bnd,sml,tua,dbo,tmk,agt	518,000
88	AMBON	MOA	via sml,tpa	319,000
89	AMBON	NABIRE	via fak,srg,mwr	379,000
90	AMBON	NABIRE	via fak,srg,mwr,wsr	379,000
91	AMBON	NABIRE		379,000
92	AMBON	NAMLEA		55,000
93	AMBON	NAMROLE		52,000
94	AMBON	PANTOLOAN	via nml,bau,mks,blp	486,000
95	AMBON	SANANA	via nml	104,000
96	AMBON	SAUMLAKI		250,000
97	AMBON	SAUMLAKI	via bnd	250,000
98	AMBON	SEMARANG	via bau,mks,sby	575,000
99	AMBON	SERUI	via fak,srg,mwr,wsr,nbr	393,000
100	AMBON	SERUI		393,000
101	AMBON	SERUI	via srg,mwr	393,000
102	AMBON	SORONG		195,000
103	AMBON	SORONG	via fak	195,000
104	AMBON	SURABAYA	via bau,mks	505,000
105	AMBON	SURABAYA	via nml,bau,mks	505,000
106	AMBON	SURABAYA	via mks	505,000
107	AMBON	SURABAYA	via wnc,bau,mks,bma,baa	505,000
108	AMBON	TEPA	via sml	275,000
109	AMBON	TERNATE	via nml,srn	259,000
110	AMBON	TERNATE		179,000
111	AMBON	TG PRIOK	via bau,mks,sby	615,000
112	AMBON	TG PRIOK	via mks,sby	615,000
113	AMBON	TG. PRIOK	via nml,bau,mks	615,000
114	AMBON	TG. PRIOK	via nml,bau,mks,sby	615,000
115	AMBON	TG. PRIOK	via wnc,bau,mks,bma,baa,sby	625,000
116	AMBON	TIMIKA	via bnd,sml,tua,dbo	425,000
117	AMBON	TOLI-TOLI	via nml,bau,mks,blp,ptl	535,000
118	AMBON	TUAL	via bnd,sml	344,000
119	AMBON	TUAL	via bnd	257,000
120	AMBON	WANCI		187,000
121	AMBON	WASIOR	via fak,srg,mwr	353,000
122	AMBON	WASIOR		353,000
123	AMBON	AMAHAI		44,000
124	AMBON	KUPANG		265,000
125	AMBON	LEWOLEBA	via kpg	320,000
126	AMBON	LARANTUKA	via kpg,lwb	334,000
127	AMBON	MAUMERE	via kpg,lwb,ltk	369,000
128	AMBON	LARAT	via amh, bnd, sml	319,000
129	AMURANG	BALIKPAPAN	via tol,ptl	317,000
130	AMURANG	BIAK	via btg,tnt,srg,mwr,nbr,sri	453,000
131	AMURANG	BITUNG		54,000
132	AMURANG	JAYAPURA	via btg,tnt,srg,mwr,nbr,sri,bia	520,000
133	AMURANG	MANOKWARI	via btg,tnt,srg	403,000
134	AMURANG	NABIRE	via btg,tnt,srg,mwr	407,000
135	AMURANG	PANTOLOAN	via tol	231,000
136	AMURANG	SERUI	via btg,tnt,srg,mwr,nbr	439,000
137	AMURANG	SORONG	via btg,tnt	336,000
138	AMURANG	SURABAYA	via tol,ptl,blp	419,000
139	AMURANG	TERNATE	via btg	159,000
140	AMURANG	TG. PRIOK	via tol,ptl,blp,sby	541,000
141	AMURANG	TOLI-TOLI		153,000
142	AMURANG	BUOL		153,000
143	BABANG/BACAN	AGATS	via srg,fak,kmn,tua,tmk	449,000
144	BABANG/BACAN	BANGGAI	via btg	257,000
145	BABANG/BACAN	BAU-BAU	via btg,bgi	367,000
146	BABANG/BACAN	BITUNG		193,000
147	BABANG/BACAN	FAK-FAK	via srg	252,000
148	BABANG/BACAN	KAIMANA	via srg,fak	334,000
149	BABANG/BACAN	MAKASSAR	via btg,bgi,bau	438,000
150	BABANG/BACAN	MERAUKE	via srg,fak,kmn,tua,tmk,agt	497,000
151	BABANG/BACAN	SORONG		155,000
152	BABANG/BACAN	SURABAYA	via btg,bgi,bau,mks	561,000
153	BABANG/BACAN	TIMIKA	via srg,fak,kmn,tua	427,000
154	BABANG/BACAN	TUAL	via srg,fak,kmn	399,000
155	BACAN	BIAK	via srg,mnw,nbr,ser	449,000
156	BACAN	MANOKWARI	via srg	269,000
157	BACAN	NABIRE	via srg,mnw	386,000
158	BACAN	SERUI	via srg,mnw,nbr	402,000
159	BACAN	TERNATE		89,000
160	BACAN	WASIOR	via srg,mnw	325,000
161	BACAN	BAU-BAU	via ter,bit,bgi	413,000
162	BACAN	BANGGAI	via ter,bit	295,000
163	BACAN	SURABAYA	via ter,bit,bgi,bau,mks	590,000
164	BADAS	BENOA		82,000
165	BADAS	ENDE	via lbj, wng	241,000
166	BADAS	KUPANG	via lbj, wng, end	349,000
167	BADAS	LABUANBAJO		128,000
168	BADAS	WAINGAPU	via lbj	194,000
169	BAJOE	KOLAKA		82,000
170	BAJOE	BAU-BAU	via kol	131,000
171	BAJOE	WANCI	via kol,bau	174,000
172	BALIKPAPAN	AMBON	via mks,bau,nml	432,000
173	BALIKPAPAN	AMURANG	via ptl,tol	317,000
174	BALIKPAPAN	BALIKPAPAN	via trk,nnk	425,000
175	BALIKPAPAN	BARRU	via grt,blg	215,000
176	BALIKPAPAN	BATULICIN	via grt,blg,bru	354,000
177	BALIKPAPAN	BATULICIN	via tgr	132,000
178	BALIKPAPAN	BAU-BAU	via trk,nnk,blp,pre,mks	572,000
179	BALIKPAPAN	BAU-BAU	via pre,mks	295,000
180	BALIKPAPAN	BELANG-BELANG	via grt	143,000
181	BALIKPAPAN	BIAK	via ptl,tol,btg,tnt,srg,mwr,nbr,sri	681,000

NO	TRAYEK			Tarif (Rp. /Penumpang)
182	BALIKPAPAN	BITUNG	via ptl	355,000
183	BALIKPAPAN	BITUNG	via ptl,tol	355,000
184	BALIKPAPAN	CIREBON	via tgr,blg,bru,btl,sby,smg	598,000
185	BALIKPAPAN	FAK-FAK	via mks,bau,nml,amb	534,000
186	BALIKPAPAN	JAYAPURA	via ptl,btg,tnt,sg, mwr,nbr,sri	712,000
187	BALIKPAPAN	JAYAPURA	via ptl,tol,btg,tnt,sg, mwr,nbr,sri,bia	712,000
188	BALIKPAPAN	JAYAPURA	via blp,mks,sg, mwr,wsr,nbr	712,000
189	BALIKPAPAN	KUPANG	via trk,nnk,blp,pre,mks,mre,lwb	669,000
190	BALIKPAPAN	KUPANG	via pre,mks,mre,lwb	405,000
191	BALIKPAPAN	LEWOLEBA	via trk,nnk,blp,pre,mks,mre	589,000
192	BALIKPAPAN	LEWOLEBA	via pre,mks,mre	383,000
193	BALIKPAPAN	MAKASSAR	via trk,nnk,blp,pre	497,000
194	BALIKPAPAN	MAKASSAR		179,000
195	BALIKPAPAN	MAKASSAR	via pre	179,000
196	BALIKPAPAN	MANOKWARI	via mks,bau,nml,amb,fak,sg	695,000
197	BALIKPAPAN	MANOKWARI	via ptl,btg,tnt,sg	605,000
198	BALIKPAPAN	MANOKWARI	via ptl,tol,btg,tnt,sg	605,000
199	BALIKPAPAN	MANOKWARI	via blp,mks,sg	605,000
200	BALIKPAPAN	MAUMERE	via trk,nnk,blp,pre,mks	547,000
201	BALIKPAPAN	MAUMERE	via pre,mks	340,000
202	BALIKPAPAN	NABIRE	via mks,bau,nml,amb,fak,sg, mwr	752,000
203	BALIKPAPAN	NABIRE	via ptl,btg,tnt,sg, mwr	650,000
204	BALIKPAPAN	NABIRE	via ptl,tol,btg,tnt,sg, mwr	650,000
205	BALIKPAPAN	NABIRE	via blp,mks,sg, mwr,wsr	650,000
206	BALIKPAPAN	NAMLEA	via mks,bau	428,000
207	BALIKPAPAN	NUNUKAN	via trk	338,000
208	BALIKPAPAN	NUNUKAN	via ptl,trk	338,000
209	BALIKPAPAN	PANTOLOAN		108,000
210	BALIKPAPAN	PARE-PARE	via trk,nnk,blp	452,000
211	BALIKPAPAN	PARE-PARE		163,000
212	BALIKPAPAN	SAMPIT	via grt,blg,bru,btl,sby	474,000
213	BALIKPAPAN	SAMPIT	via tgr,btl,sby	395,000
214	BALIKPAPAN	SEMARANG	via grt,blg,bru,btl,sby,spt	596,000
215	BALIKPAPAN	SEMARANG	via tgr,btl,sby,smg	444,000
216	BALIKPAPAN	SEMARANG	via pre,mks	398,000
217	BALIKPAPAN	SERUI	via ptl,btg,tnt,sg, mwr,nbr	669,000
218	BALIKPAPAN	SERUI	via ptl,tol,btg,tnt,sg, mwr,nbr	669,000
219	BALIKPAPAN	SORONG	via mks,bau,nml,amb,fak	629,000
220	BALIKPAPAN	SORONG	via ptl,btg,tnt	459,000
221	BALIKPAPAN	SORONG	via ptl,tol,btg,tnt	459,000
222	BALIKPAPAN	SORONG	via blp,mks	459,000
223	BALIKPAPAN	SURABAYA	via grt,blg,bru,btl	436,000
224	BALIKPAPAN	SURABAYA		390,000
225	BALIKPAPAN	SURABAYA	via tgr,btl	390,000
226	BALIKPAPAN	TANAH GROGOT		37,000
227	BALIKPAPAN	TARAKAN		244,000
228	BALIKPAPAN	TARAKAN	via ptl	296,000
229	BALIKPAPAN	TERNATE	via ptl,btg	391,000
230	BALIKPAPAN	TERNATE	via ptl,tol,btg	391,000
231	BALIKPAPAN	TG. PRIOK	via sby	441,000
232	BALIKPAPAN	TOLI-TOLI	via blp,ptl	196,000
233	BALIKPAPAN	TOLI-TOLI	via trk,nnk	397,000
234	BALIKPAPAN	WASIOR	via mks,sg, mwr	638,000
235	BALIKPAPAN	LARANTUKA	via pare2, mksr, mmre	382,000
236	BANDA	AGATS	via sml,tua,dbo,tnk	426,000
237	BANDA	AMBON		89,000
238	BANDA	BAU-BAU	via amb	315,000
239	BANDA	BAU-BAU	via amb,wnc	315,000
240	BANDA	BENOA	via amb,wnc,bau,mks,bma	487,000
241	BANDA	BIMA	via amb,wnc,bau,mks	420,000
242	BANDA	DOBO	via sml,tua	328,000
243	BANDA	DOBO	via tua	193,000
244	BANDA	FAK-FAK	via tua,dbo,kmn	344,000
245	BANDA	KAIMANA	via tua,dbo	262,000
246	BANDA	MAKASSAR	via amb,bau	387,000
247	BANDA	MERAUKE	via sml,tua,dbo,tnk,agt	488,000
248	BANDA	SAUMLAKI		175,000
249	BANDA	SEMARANG	via amb,bau,mks,sby	585,000
250	BANDA	SURABAYA	via amb,bau,mks	515,000
251	BANDA	SURABAYA	via amb,wnc,bau,mks,bma,bna	515,000
252	BANDA	TG. PRIOK	via amb,bau,mks,sby	626,000
253	BANDA	TG. PRIOK	via amb,wnc,bau,mks,bma,bna,sby	635,000
254	BANDA	TIMIKA	via sml,tua,dbo	384,000
255	BANDA	TUAL	via sml	278,000
256	BANDA	TUAL		138,000
257	BANDA	WANCI	via amb	264,000
258	BANDA	AMAHAI		54,000
259	BANDA	LARAT	via saum	230,000
260	BANGGAI	BAU-BAU		188,000
261	BANGGAI	BAU-BAU	via lwk,kdl,knd,rha	257,000
262	BANGGAI	BENOA	via lwk,kdl,knd,rha,bau,mks,lbj,bma,lbr	484,000
263	BANGGAI	BIAK	via btg,tnt,sg, mwr,wsr,nbr,sri	469,000
264	BANGGAI	BIMA	via lwk,kdl,knd,rha,bau,mks,lbj	422,000
265	BANGGAI	BITUNG		143,000
266	BANGGAI	BITUNG	via grt	143,000
267	BANGGAI	GORONTALO		70,000
268	BANGGAI	JAYAPURA	via btg,tnt,sg, mwr,wsr,nbr,sri,bik	557,000
269	BANGGAI	KENDARI	via lwk,kdl	205,000
270	BANGGAI	KOLONEDALE	via lwk	78,000
271	BANGGAI	LABUANBAJO	via lwk,kdl,knd,rha,bau,mks	419,000
272	BANGGAI	LEMBAR	via lwk,kdl,knd,rha,bau,mks,lbj,bma	477,000
273	BANGGAI	LUWUK		52,000
274	BANGGAI	MAKASSAR	via bau	288,000
275	BANGGAI	MAKASSAR	via lwk,kdl,knd,rha,bau	403,000
276	BANGGAI	MANOKWARI	via btg,tnt,sg	423,000
277	BANGGAI	NABIRE	via btg,tnt,sg, mwr,wsr	442,000

NO	TRAYEK			Tarif (Rp. /Penumpang)
278	BANGGAI	RAHA	via lwk,kdl,knd	249,000
279	BANGGAI	SEMARANG	via lwk,kdl,knd,rha,bau,mks,lbj,bma,lbr,bna,sby	620,000
280	BANGGAI	SERUI	via btg,tnt,srg,mwr,wsr,nbr	449,000
281	BANGGAI	SORONG	via btg,tnt	409,000
282	BANGGAI	SURABAYA	via bau,mks	401,000
283	BANGGAI	SURABAYA	via lwk,kdl,knd,rha,bau,mks,lbj,bma,lbr,bna	574,000
284	BANGGAI	TERNATE	via btg	270,000
285	BANGGAI	WASIOR	via btg,tnt,srg,mwr	439,000
286	BANGGAI	BACAN	via bit,ter	284,000
287	BANJARMASIN	SEMARANG		209,000
288	BARRU	BALIKPAPAN	via blg,grt	215,000
289	BARRU	BALIKPAPAN	via blg	215,000
290	BARRU	BALIKPAPAN	via blg,bon	296,000
291	BARRU	BATULICIN		174,000
292	BARRU	BATULICIN	via blg,bon,blp,tgr	393,000
293	BARRU	BELANG-BELANG		80,000
294	BARRU	BONTANG	via blg	232,000
295	BARRU	CIREBON		511,000
296	BARRU	SAMPIT	via btl,sby	430,000
297	BARRU	SAMPIT	via blg,bon,blp,tgr,btl,sby	517,000
298	BARRU	SEMARANG	via btl,sby,spt	478,000
299	BARRU	SEMARANG	via blg,bon,blp,tgr,btl,sby,smg	615,000
300	BARRU	SURABAYA	via btl	304,000
301	BARRU	SURABAYA	via blg,bon,blp,tgr,btl	425,000
302	BARRU	TANAH GROGOT	via blg	185,000
303	BARRU	TANAH GROGOT	via blg,blp	329,000
304	BARRU	TANAH GROGOT	via blg,bon,blp	325,000
305	BATAM	AMBON	via tgp,sby,mks,bau,nml	713,000
306	BATAM	BAU-BAU	via tgp,sby,mks	588,000
307	BATAM	BELAWAN	via tbl	204,000
308	BATAM	BITUNG	via tgp,sby,mks,bau,nml,amb,tnt	822,000
309	BATAM	MAKASSAR	via tgp,sby	512,000
310	BATAM	NAMLEA	via tgp,sby,mks,bau	684,000
311	BATAM	SURABAYA	via tgp	429,000
312	BATAM	TERNATE	via tgp,sby,mks,bau,nml,amb	742,000
313	BATAM	TG. BALAI		33,000
314	BATAM	TG. PRIOK		297,000
315	BATULICIN	AGATS	via mks,bma,lbj,lrk,kpg,kib,sml,tua,dbb,tmk	774,000
316	BATULICIN	BALIKPAPAN	via bru,blg,grt	354,000
317	BATULICIN	BALIKPAPAN	via bru,blg	369,000
318	BATULICIN	BALIKPAPAN	via bru,blg,bon	397,000
319	BATULICIN	BARRU		174,000
320	BATULICIN	BELANG-BELANG	via bru	245,000
321	BATULICIN	BIMA	via mks,lbj	311,000
322	BATULICIN	BONTANG	via bru,blg	336,000
323	BATULICIN	CIREBON	via smg	325,000
324	BATULICIN	CIREBON	via sby,smg,smg	376,000
325	BATULICIN	DOBO	via mks,bma,lbj,lrk,kpg,kib,sml,tua	655,000
326	BATULICIN	KALABAHI	via mks,bma,lbj,lrk,kpg	434,000
327	BATULICIN	KUMAI	via smg	368,000
328	BATULICIN	KUPANG	via mks,bma,lbj,lrk	402,000
329	BATULICIN	LABUAN BAJO	via mks	288,000
330	BATULICIN	LABUANBAJO	via mks,bma	349,000
331	BATULICIN	LARANTUKA	via mks,bma,lbj	425,000
332	BATULICIN	MAKASSAR		162,000
333	BATULICIN	MEAUKE	via mks,bma,lbj,lrk,kpg,kib,sml,tua,dbb,tmk,agt	870,000
334	BATULICIN	SAMPIT	via sby	317,000
335	BATULICIN	SAUMLAKI	via mks,bma,lbj,lrk,kpg,kib	589,000
336	BATULICIN	SEMARANG	via sby,spt	431,000
337	BATULICIN	SEMARANG		236,000
338	BATULICIN	SURABAYA		188,000
339	BATULICIN	TANAH GROGOT	via bru,blg	326,000
340	BATULICIN	TANAH GROGOT	via bru,blg,blp	400,000
341	BATULICIN	TANAH GROGOT	via bru,blg,bon,blp	402,000
342	BATULICIN	TIMIKA	via mks,bma,lbj,lrk,kpg,kib,sml,tua,dbb	720,000
343	BATULICIN	TUAL	via mks,bma,lbj,lrk,kpg,kib,sml	618,000
344	BATULICIN	PARE-PARE (AWERANGE)		174,000
345	BATULICIN	BONTANG	via pre	300,000
346	BAU-BAU	ACATS	via wnc,amb,bnd,sml,tua,dbb,tmk	580,000
347	BAU-BAU	AMBON	via nml	306,000
348	BAU-BAU	AMBON		298,000
349	BAU-BAU	AMBON	via wnc	298,000
350	BAU-BAU	BALIKPAPAN	via mks,pre,blp,trl,nnk	570,000
351	BAU-BAU	BALIKPAPAN	via mks	295,000
352	BAU-BAU	BALIKPAPAN	via mks,pre	295,000
353	BAU-BAU	BANDA	via amb	315,000
354	BAU-BAU	BANDA	via wnc,amb	315,000
355	BAU-BAU	BANGGAI		188,000
356	BAU-BAU	BANGGAI	via rha,knd,kdl,lwk	257,000
357	BAU-BAU	BATAM	via mks,sby,tgp	588,000
358	BAU-BAU	BENOA	via mks,lbj,bma,amp	389,000
359	BAU-BAU	BENOA	via mks,bma	389,000
360	BAU-BAU	BIAK	via bgi,btg,tnt,srg,mwr,wsr,nbr,sri	577,000
361	BAU-BAU	BIAK	via nml,amb,fak,srg,mwr,wsr,nbr,sri,jpr	762,000
362	BAU-BAU	BIMA	via mks,lbj	295,000
363	BAU-BAU	BIMA	via mks	295,000
364	BAU-BAU	BITUNG	via bgi	379,000
365	BAU-BAU	BITUNG	via nml,amb,tnt	379,000
366	BAU-BAU	BITUNG	via rha,kdr,kdl,lwk,grt	379,000
367	BAU-BAU	BITUNG	via rha,knd,kdl,lwk,bgi,grtvia rha,kdr,kdl,lwk,grt	379,000
368	BAU-BAU	DOBO	via amb,bnd,tua	395,000
369	BAU-BAU	DOBO	via wnc,amb,bnd,sml,tua	422,000
370	BAU-BAU	FAK-FAK	via amb,bnd,tua,dbb,kmn	445,000
371	BAU-BAU	FAK-FAK	via nml,amb	417,000
372	BAU-BAU	GORONTALO	via rha,kdr,kdl,lwk	315,000
373	BAU-BAU	GORONTALO	via rha,knd,kdl,lwk,bgivia rha,kdr,kdl,lwk	315,000

NO	TRAYEK			Tarif (Rp. /Penumpang)
374	BAU-BAU	JAYAPURA	via bgi,btg,tnt,srg,mwr,wsr,nbr,sri,bik	666,000
375	BAU-BAU	JAYAPURA	via srg,mwr	666,000
376	BAU-BAU	JAYAPURA	via srg,mwr,sri	666,000
377	BAU-BAU	JAYAPURA	via nml,amb,fak,srg,mwr,wsr,nbr,sri	666,000
378	BAU-BAU	KAIMANA	via amb,bnd,tua,dbo	445,000
379	BAU-BAU	KENDARI	via rha	81,000
380	BAU-BAU	KIJANG	via mks,sby,tjp	572,000
381	BAU-BAU	KOLONEDALE	via rha,kdr	187,000
382	BAU-BAU	KUPANG	via mks,pre,blp,trl,nnk,blp,pre,mks,mre,lwb	814,000
383	BAU-BAU	LABUAN BAJO	via mks	247,000
384	BAU-BAU	LEMBAR	via mks,lbj,bma	379,000
385	BAU-BAU	LEWOLEBA	via mks,pre,blp,trl,nnk,blp,pre,mks,mre	735,000
386	BAU-BAU	LUWUK	via rha,kdr,kdl	247,000
387	BAU-BAU	MAKASSAR	via mks,pre,blp,trl,nnk,blp,pre	642,000
388	BAU-BAU	MAKASSAR		145,000
389	BAU-BAU	MANOKWARI	via bgi,btg,tnt,srg	526,000
390	BAU-BAU	MANOKWARI	via nml,amb,fak,srg	526,000
391	BAU-BAU	MANOKWARI	via srg	526,000
392	BAU-BAU	MAUMERE	via mks,pre,blp,trl,nnk,blp,pre,mks	692,000
393	BAU-BAU	MERAUKE	via wnc,amb,bnd,sml,tua,dbo,tnk,agt	665,000
394	BAU-BAU	NABIRE	via bgi,btg,tnt,srg,mwr,wsr	556,000
395	BAU-BAU	NABIRE	via nml,amb,fak,srg,mwr	556,000
396	BAU-BAU	NABIRE	via nml,amb,fak,srg,mwr,wsr	556,000
397	BAU-BAU	NAMLEA		298,000
398	BAU-BAU	NUNUKAN	via mks,pre,blp,trl	428,000
399	BAU-BAU	PANTOLOAN	via mks,blp	378,000
400	BAU-BAU	PARE-PARE	via mks,pre,blp,trl,nnk,blp	597,000
401	BAU-BAU	PARE-PARE	via mks	198,000
402	BAU-BAU	RAHA		52,000
403	BAU-BAU	SAUMLAKI	via wnc,amb,bnd	402,000
404	BAU-BAU	SEMARANG	via mks,sby,tgp	493,000
405	BAU-BAU	SEMARANG	via mks,sby	443,000
406	BAU-BAU	SEMARANG	via mks,lbj,bma,lbr,bna,sby	464,000
407	BAU-BAU	SERUI	via bgi,btg,tnt,srg,mwr,wsr,nbr	571,000
408	BAU-BAU	SERUI	via nml,amb,fak,srg,mwr,wsr,nbr	571,000
409	BAU-BAU	SORONG	via bgi,btg,tnt	458,000
410	BAU-BAU	SORONG	via nml,amb,fak	458,000
411	BAU-BAU	SORONG		458,000
412	BAU-BAU	SURABAYA	via mks	359,000
413	BAU-BAU	SURABAYA	via mks,bma,bna	432,000
414	BAU-BAU	SURABAYA	via mks,lbj,bma,lbr,bna	419,000
415	BAU-BAU	TARAKAN	via mks,pre,blp	420,000
416	BAU-BAU	TERNATE	via bgi,btg	413,000
417	BAU-BAU	TERNATE	via nml,amb	356,000
418	BAU-BAU	TG. PRIOK	via mks	420,000
419	BAU-BAU	TG. PRIOK	via mks,sby	420,000
420	BAU-BAU	TG. PRIOK	via mks,bma,bna,sby	495,000
421	BAU-BAU	TIMIKA	via wnc,amb,bnd,sml,tua,dbo	494,000
422	BAU-BAU	TOLI-TOLI	via mks,blp,ptl	416,000
423	BAU-BAU	TOLI-TOLI	via mks,pre,blp,trl,nnk	536,000
424	BAU-BAU	TUAL	via amb,bnd	376,000
425	BAU-BAU	TUAL	via wnc,amb,bnd,sml	414,000
426	BAU-BAU	WANCI		67,000
427	BAU-BAU	WASIOR	via bgi,btg,tnt,srg,mwr	546,000
428	BAU-BAU	WASIOR	via nml,amb,fak,srg,mwr	540,000
429	BAU-BAU	BACAN	via bgi,bit,ter	433,000
430	BAU-BAU	AMAHAI	via wnci,amb	305,000
431	BAU-BAU	LARAT	via wnci,amb,amh,bnd,saum	436,000
432	BAU-BAU	KOLAKA		74,000
433	BAU-BAU	BAJOE	via kol	131,000
434	BAWEAN	KUMAI		132,000
435	BAWEAN	PONTIANAK	via kmi,smg	435,000
436	BAWEAN	SEMARANG	via kmi	262,000
437	BAWEAN	SURABAYA		57,000
438	BELANG-BELANG	BALIKPAPAN	via grt	143,000
439	BELANG-BELANG	BALIKPAPAN		143,000
440	BELANG-BELANG	BALIKPAPAN	via bon	232,000
441	BELANG-BELANG	BARRU		80,000
442	BELANG-BELANG	BATULICIN	via bru	245,000
443	BELANG-BELANG	BATULICIN	via bon,blp,tgr	333,000
444	BELANG-BELANG	BONTANG		165,000
445	BELANG-BELANG	CIREBON	via bru,btl,sby,smg	555,000
446	BELANG-BELANG	SAMPIT	via bru,btl,sby	399,000
447	BELANG-BELANG	SAMPIT	via bon,blp,tgr,btl,sby	474,000
448	BELANG-BELANG	SEMARANG	via bru,btl,sby,spt	521,000
449	BELANG-BELANG	SEMARANG	via bon,blp,tgr,btl,sby,smg	574,000
450	BELANG-BELANG	SURABAYA	via bru,btl	367,000
451	BELANG-BELANG	SURABAYA	via bon,blp,tgr,btl	443,000
452	BELANG-BELANG	TANAH GROGOT		98,000
453	BELANG-BELANG	TANAH GROGOT	via blp	173,000
454	BELANG-BELANG	TANAH GROGOT	via bon,blp	263,000
455	BELAWAN	BATAM	via tbi	204,000
456	BELAWAN	TG. BALAI		204,000
457	BELAWAN	TG. PRIOK	via tbi,btm	396,000
458	BELINYU	KIJANG		103,000
459	BELINYU	LETUNG	via klg	194,000
460	BELINYU	MIDAI	via klg,ltg,tmp,ntn	373,000
461	BELINYU	NATUNA	via klg,ltg,tmp	365,000
462	BELINYU	PONTIANAK	via klg,ltg,tmp,ntn,mdi,sn	404,000
463	BELINYU	SERASAN	via klg,ltg,tmp,ntn,mdi	379,000
464	BELINYU	SURABAYA	via klg,ltg,tmp,ntn,mdi,sn,ptk	585,000
465	BELINYU	TAMBELAN	via klg,ltg,tmp,ntn,mdi,sn	398,000
466	BELINYU	TAREMPA	via klg,ltg	264,000
467	BELINYU	TG. PRIOK		201,000
468	BENOA	AGATS	via bma,lbj,mks,bau,wnc,amb,bnd,sml,tua,dbo,tnk	689,000
469	BENOA	AMBON	via bma,lbj,mks,bau,wnc	445,000

NO	TRAYEK			Tarif (Rp./Penumpang)
470	BENOA	BANDA	via bma,lbj,mks,bau,wnc,amb	487,000
471	BENOA	BANGGAI	via lbr,bma,lbj,mks,bau,rha,knd,kdl,lwk	484,000
472	BENOA	BAU-BAU	via amp,bma,lbj,mks	389,000
473	BENOA	BAU-BAU	via bma,lbj,mks	389,000
474	BENOA	BIMA	via amp	163,000
475	BENOA	BIMA		163,000
476	BENOA	BITUNG	via amp,bma,lbj,mks,bau,rha,kdr,kdl,lwk,grt	577,000
477	BENOA	BITUNG	via lbr,bma,lbj,mks,bau,rha,knd,kdl,lwk,bgi,grt	577,000
478	BENOA	DOBO	via bma,lbj,mks,bau,wnc,amb,bnd,smi,tua	600,000
479	BENOA	ENDE	via bma,wgp	322,000
480	BENOA	GORONTALO	via amp,bma,lbj,mks,bau,rha,kdr,kdl,lwk	522,000
481	BENOA	GORONTALO	via lbr,bma,lbj,mks,bau,rha,knd,kdl,lwk,bgi	522,000
482	BENOA	KALABAH	via bma,wgp,end,kpg	401,000
483	BENOA	KALABAH	via bma,wgp,end,sbu,rte,kpg,lrk	416,000
484	BENOA	KENDARI	via amp,bma,lbj,mks,bau,rha	431,000
485	BENOA	KOLONEDALE	via amp,bma,lbj,mks,bau,rha,kdr	441,000
486	BENOA	KUPANG	via bma,wgp,end	388,000
487	BENOA	KUPANG	via bma,wgp,end,sbu,rte	388,000
488	BENOA	LABUANBAJO	via amp,bma	212,000
489	BENOA	LABUANBAJO	via bma	212,000
490	BENOA	LARANTUKA	via bma,wgp,end,kpg,kib	416,000
491	BENOA	LARANTUKA	via bma,wgp,end,sbu,rte,kpg	401,000
492	BENOA	LEMBAR		37,000
493	BENOA	LUWUK	via amp,bma,lbj,mks,bau,rha,kdr,kdl	479,000
494	BENOA	MAKASSAR	via amp,bma,lbj	312,000
495	BENOA	MAKASSAR	via bma,lbj	312,000
496	BENOA	MERAUKE	via bma,lbj,mks,bau,wnc,amb,bnd,smi,tua,dbi,tmk,agt	794,000
497	BENOA	RAHA	via amp,bma,lbj,mks,bau	405,000
498	BENOA	ROTE	via bma,wgp,end,sbu	382,000
499	BENOA	SABU	via bma,wgp,end	369,000
500	BENOA	SAUMLAKI	via bma,lbj,mks,bau,wnc,amb,bnd	491,000
501	BENOA	SEMARANG	via sby	242,000
502	BENOA	SURABAYA		166,000
503	BENOA	TG. PRIOK	via sby	350,000
504	BENOA	TIMIKA	via bma,lbj,mks,bau,wnc,amb,bnd,smi,tua,dbi	653,000
505	BENOA	TUAL	via bma,lbj,mks,bau,wnc,amb,bnd,smi	569,000
506	BENOA	WAINGAPU	via bma	280,000
507	BENOA	WANDI	via bma,lbj,mks,bau	423,000
508	BENOA	AMAHAI	via bma,mks,bau,wnci,amb	479,000
509	BENOA	LARAT	via bma,mks,bau,wnci,amb,amh,bnd,saum	527,000
510	BENOA	BADAS		82,000
511	BIAK	AMBON	via srg	393,000
512	BIAK	AMBON	via sri,nbr,wsr,mwr,srg,fak	443,000
513	BIAK	AMURANG	via jpr,sri,nbr,mwr,srg,tnt,btg	594,000
514	BIAK	BALIKPAPAN	via jpr,sri,nbr,mwr,srg,tnt,btg,tol,ptl	812,000
515	BIAK	BANGGAI	via sri,nbr,wsr,mwr,srg,tnt,btg	449,000
516	BIAK	BAU-BAU	via sri,nbr,wsr,mwr,srg,tnt,btg,bgi	577,000
517	BIAK	BAU-BAU	via sri,nbr,wsr,mwr,srg,fak,amb,nml	577,000
518	BIAK	BITUNG	via sri,nbr,wsr,mwr,srg,tnt	447,000
519	BIAK	BITUNG	via jpr,sri,nbr,mwr,srg,tnt	591,000
520	BIAK	FAK-FAK	via sri,nbr,wsr,mwr,srg	373,000
521	BIAK	JAYAPURA		187,000
522	BIAK	MAKASSAR	via sri,nbr,wsr,mwr,srg,tnt,btg,bgi,bau	695,000
523	BIAK	MAKASSAR	via srg,amb	685,000
524	BIAK	MAKASSAR	via sri,nbr,wsr,mwr,srg,fak,amb,nml,bau	695,000
525	BIAK	MANOKWARI	via sri,nbr,wsr	227,000
526	BIAK	MANOKWARI	via jpr,sri,nbr	397,000
527	BIAK	NABIRE	via sri	128,000
528	BIAK	NABIRE	via jpr,sri	384,000
529	BIAK	NAMLEA	via sri,nbr,wsr,mwr,srg,fak,amb	473,000
530	BIAK	PANTOLOAN	via jpr,sri,nbr,mwr,srg,tnt,btg,tol	712,000
531	BIAK	SERUI		77,000
532	BIAK	SERUI	via jpr	255,000
533	BIAK	SORONG	via sri,nbr,wsr,mwr	307,000
534	BIAK	SORONG		307,000
535	BIAK	SORONG	via jpr,sri,nbr,mwr	392,000
536	BIAK	SURABAYA	via srg,amb,mks	764,000
537	BIAK	SURABAYA	via jpr,sri,nbr,mwr,srg,tnt,btg,tol,ptl,bip	910,000
538	BIAK	TERNATE	via sri,nbr,wsr,mwr,srg	420,000
539	BIAK	TERNATE	via jpr,sri,nbr,mwr,srg	511,000
540	BIAK	TG. PRIOK	via srg,amb,mks,sby	980,000
541	BIAK	TG. PRIOK	via sri,nbr,wsr,mwr,srg,fak,amb,nml,bau,mks	980,000
542	BIAK	TOLI-TOLI	via jpr,sri,nbr,mwr,srg,tnt,btg	663,000
543	BIAK	WASIOR	via sri,nbr	192,000
544	BIAK	BACAN	via mnw,srg	345,000
545	BIMA	AGATS	via lbj,mks,bau,wnc,amb,bnd,smi,tua,dbi,tmk	668,000
546	BIMA	AGATS	via lbj,lrk,kpg,kib,smi,tua,dbi,tmk	600,000
547	BIMA	AMBON	via lbj,mks,bau,wnc	436,000
548	BIMA	BANDA	via lbj,mks,bau,wnc,amb	420,000
549	BIMA	BANGGAI	via lbj,mks,bau,rha,knd,kdl,lwk	422,000
550	BIMA	BATULICIN	via mks	311,000
551	BIMA	BAU-BAU	via lbj,mks	295,000
552	BIMA	BENOA		163,000
553	BIMA	BENOA	via lbr	163,000
554	BIMA	BITUNG	via lbj,mks,bau,rha,kdr,kdl,lwk,grt	490,000
555	BIMA	BITUNG	via lbj,mks,bau,rha,knd,kdl,lwk,bgi,grt	490,000
556	BIMA	CIREBON	via mks,btl,smg	458,000
557	BIMA	CIREBON	via wgp,end,sbu	231,000
558	BIMA	DOBO	via lbj,mks,bau,wnc,amb,bnd,smi,tua	588,000
559	BIMA	DOBO	via lbj,lrk,kpg,kib,smi,tua	482,000
560	BIMA	ENDE	via wgp	147,000
561	BIMA	ENDE	via lbj,wgp	147,000
562	BIMA	GORONTALO	via lbj,mks,bau,rha,kdr,kdl,lwk	438,000
563	BIMA	GORONTALO	via lbj,mks,bau,rha,knd,kdl,lwk,bgi	438,000
564	BIMA	KALABAH	via mks,syr,mrp,lrk	399,000
565	BIMA	KALABAH	via wgp,end,kpg	398,000

NO	TRAYEK			Tarif (Rp. / Penumpang)
566	BIMA	KALABAH	via lbj,lrk,kpg	305,000
567	BIMA	KALABAH	via wgp,end,sbu,rte,kpg,lrk	438,000
568	BIMA	KENDARI	via lbj,mks,bau,rha	344,000
569	BIMA	KOLONEDALE	via lbj,mks,bau,rha,kdr	408,000
570	BIMA	KUMAI	via mks,bln,smg	486,000
571	BIMA	KUPANG	via wgp,end	251,000
572	BIMA	KUPANG	via lbj,wgp,end	251,000
573	BIMA	KUPANG	via lbj,lrk	257,000
574	BIMA	KUPANG	via wgp,end,sbu,rte	251,000
575	BIMA	LABUANBAJO		65,000
576	BIMA	LABUANBAJO	via mks	231,000
577	BIMA	LARANTUKA	via wgp,end,kpg,kdb	438,000
578	BIMA	LARANTUKA	via mks,syr,mrp	374,000
579	BIMA	LARANTUKA	via lbj	205,000
580	BIMA	LARANTUKA	via wgp,end,sbu,rte,kpg	398,000
581	BIMA	LEMBAR		124,000
582	BIMA	LUWUK	via lbj,mks,bau,rha,knd,kdl	393,000
583	BIMA	MAKASSAR		178,000
584	BIMA	MAKASSAR	via lbj	178,000
585	BIMA	MARAPOKOT	via mks,syr	297,000
586	BIMA	MERAUKE	via lbj,mks,bau,wnc,amb,bnd,sml,tua,dbo,tmk,agt	784,000
587	BIMA	MERAUKE	via lbj,lrk,kpg,kdb,sml,tua,dbo,tmk,agt	695,000
588	BIMA	RAHA	via lbj,mks,bau	314,000
589	BIMA	SABU	via wgp,end	198,000
590	BIMA	SAUMLAKI	via lbj,mks,bau,wnc,amb,bnd	468,000
591	BIMA	SAUMLAKI	via lbj,lrk,kpg,kdb	417,000
592	BIMA	SELAYAR	via mks	274,000
593	BIMA	SEMARANG	via mks,bln	397,000
594	BIMA	SEMARANG	via lbr,bna,sby	358,000
595	BIMA	SURABAYA	via bna	257,000
596	BIMA	SURABAYA	via lbr,bna	293,000
597	BIMA	TG. PRIOK	via bna,sby	402,000
598	BIMA	TIMIKA	via lbj,mks,bau,wnc,amb,bnd,sml,tua,dbo	635,000
599	BIMA	TIMIKA	via lbj,lrk,kpg,kdb,sml,tua,dbo	547,000
600	BIMA	TUAL	via lbj,mks,bau,wnc,amb,bnd,sml	501,000
601	BIMA	TUAL	via lbj,lrk,kpg,kdb,sml	447,000
602	BIMA	WAINGAPU		82,000
603	BIMA	WAINGAPU	via lbj	82,000
604	BIMA	WANCI	via lbj,mks,bau	348,000
605	BIMA	AMAHAI	via mks,bau,wnci,amb	451,000
606	BIMA	LARAT	via mks,bau,wnci,amb,amh,bnd,saum	484,000
607	BIMA	SURABAYA	via mks,btl	422,000
608	BIMA	SEMARANG	via lbj, mks, blc	443,000
609	BITUNG	AGATS	via srg,fak,kmn,tmk	588,000
610	BITUNG	AGATS	via mrt,srg,fak,kmn,tmk	588,000
611	BITUNG	AGATS	via bbg,srg,fak,kmn,tua,tmk	594,000
612	BITUNG	AMBON	via tnt,snn,nml	376,000
613	BITUNG	AMBON		376,000
614	BITUNG	AMBON	via tnt	250,000
615	BITUNG	AMURANG		54,000
616	BITUNG	BABANG/BACAN		193,000
617	BITUNG	BALIKPAPAN	via ptl	355,000
618	BITUNG	BALIKPAPAN	via tol,ptl	355,000
619	BITUNG	BANGGAI		143,000
620	BITUNG	BANGGAI	via grt	143,000
621	BITUNG	BATAM	via tnt,amb,nml,bau,mks,sby,tgp	822,000
622	BITUNG	BAU-BAU	via bgi	379,000
623	BITUNG	BAU-BAU	via tnt,amb,nml	379,000
624	BITUNG	BAU-BAU	via grt,lwk,kdl,kdr,rha	379,000
625	BITUNG	BENOA	via grt,lwk,kdl,kdr,rha,bau,mks,lbj,bma,amp	577,000
626	BITUNG	BENOA	via grt,bgi,lwk,kdl,knd,rha,bau,mks,lbj,bma,lbr	577,000
627	BITUNG	BIAK	via tnt,srg,mwr,wsr,nbr,sri	447,000
628	BITUNG	BIAK	via tnt,srg,mwr,nbr,sri	447,000
629	BITUNG	BIMA	via grt,lwk,kdl,kdr,rha,bau,mks,lbj	490,000
630	BITUNG	BIMA	via grt,bgi,lwk,kdl,knd,rha,bau,mks,lbj	490,000
631	BITUNG	BULI	via tbt	200,000
632	BITUNG	FAK-FAK	via srg	393,000
633	BITUNG	FAK-FAK	via mrt,srg	393,000
634	BITUNG	FAK-FAK	via bbg,srg	393,000
635	BITUNG	GEBE	via tbt,blt	244,000
636	BITUNG	GORONTALO		94,000
637	BITUNG	JAYAPURA	via tnt,srg,mwr,wsr,nbr,sri,bik	491,000
638	BITUNG	JAYAPURA	via tnt,srg,mwr,nbr,sri	491,000
639	BITUNG	JAYAPURA	via tnt,srg,mwr,nbr,sri,bia	491,000
640	BITUNG	KAIMANA	via srg,fak	399,000
641	BITUNG	KAIMANA	via mrt,srg,fak	399,000
642	BITUNG	KAIMANA	via bbg,srg,fak	399,000
643	BITUNG	KARATUNG	via sia,thn,lrg	192,000
644	BITUNG	KARATUNG	via sia,thn,mrr,lrg	192,000
645	BITUNG	KENDARI	via grt,lwk,kdl	339,000
646	BITUNG	KENDARI	via grt,bgi,lwk,kdl	339,000
647	BITUNG	KIJANG	via tnt,amb,nml,bau,mks,sby,tjp	805,000
648	BITUNG	KOLONEDALE	via grt,lwk	241,000
649	BITUNG	KOLONEDALE	via grt,bgi,lwk	241,000
650	BITUNG	LABUANBAJO	via grt,lwk,kdl,kdr,rha,bau,mks	471,000
651	BITUNG	LABUANBAJO	via grt,bgi,lwk,kdl,knd,rha,bau,mks	471,000
652	BITUNG	LEMBAR	via grt,lwk,kdl,kdr,rha,bau,mks,lbj,bma	570,000
653	BITUNG	LEMBAR	via grt,bgi,lwk,kdl,knd,rha,bau,mks,lbj,bma	570,000
654	BITUNG	LIRUNG	via sia,thn	160,000
655	BITUNG	LIRUNG	via sia,thn,mrr	160,000
656	BITUNG	LUWUK	via grt	180,000
657	BITUNG	LUWUK	via grt,bgi	180,000
658	BITUNG	MAKASSAR	via bgi,bau	460,000
659	BITUNG	MAKASSAR	via tnt,amb,nml,bau	409,000
660	BITUNG	MAKASSAR	via grt,lwk,kdl,kdr,rha,bau	395,000
661	BITUNG	MAKASSAR	via grt,bgi,lwk,kdl,knd,rha,bau	395,000

NO	TRAYEK			Tarif (Rp. /Penumpang)
662	BITUNG	MANOKWARI	via tnt, srg	402,000
663	BITUNG	MARORE	via sia, thn	146,000
664	BITUNG	MERAUKE	via srg, fak, kmn, tmk, agt	606,000
665	BITUNG	MERAUKE	viamrt, srg, fak, kmn, tmk, agt	606,000
666	BITUNG	MERAUKE	via bbg, srg, fak, kmn, tua, tmk, agt	606,000
667	BITUNG	MIANGAS	via sia, thn, lrg, krg	221,000
668	BITUNG	MIANGAS	via sia, thn, mrt, lrg, ktg	221,000
669	BITUNG	MOROTAI		161,000
670	BITUNG	NABIRE	via tnt, srg, mwr, wsr	406,000
671	BITUNG	NABIRE	via tnt, srg, mwr	406,000
672	BITUNG	NAMLEA		292,000
673	BITUNG	NAMLEA	via tnt, amb	292,000
674	BITUNG	NAMLEA	via tnt, snn	292,000
675	BITUNG	P. TOGIAN	via grt	155,000
676	BITUNG	PANTOLOAN		270,000
677	BITUNG	PANTOLOAN	via tol	270,000
678	BITUNG	POSO	via grt, ptg	201,000
679	BITUNG	RAHA	via grt, lwk, kdl, kdr	371,000
680	BITUNG	RAHA	via grt, bgi, lwk, kdl, knd	371,000
681	BITUNG	SANANA		289,000
682	BITUNG	SANANA	via tnt	289,000
683	BITUNG	SEMARANG	via grt, bgi, lwk, kdl, knd, rha, bau, mks, lbj, bma, lbr, bna, sby	715,000
684	BITUNG	SERUI	via tnt, srg, mwr, wsr, nbr	436,000
685	BITUNG	SERUI	via tnt, srg, mwr, nbr	436,000
686	BITUNG	SIAU		48,000
687	BITUNG	SORONG		334,000
688	BITUNG	SORONG	via tnt	334,000
689	BITUNG	SORONG	via mrt	334,000
690	BITUNG	SORONG	via bbg	334,000
691	BITUNG	SURABAYA	via tnt, amb, nml, bau, mks	547,000
692	BITUNG	SURABAYA	via ptl, blp	547,000
693	BITUNG	SURABAYA	via bgi, bau, mks	547,000
694	BITUNG	SURABAYA	via grt, bgi, lwk, kdl, knd, rha, bau, mks, lbj, bma, lbr, bna	670,000
695	BITUNG	SURABAYA	via tol, ptl, blp	547,000
696	BITUNG	TAHUNA	via sia	94,000
697	BITUNG	TERNATE	via tnt, bli, gbe	384,000
698	BITUNG	TERNATE		155,000
699	BITUNG	TG. PRIOK	via tnt, amb, nml, bau, mks, sby	678,000
700	BITUNG	TG. PRIOK	via tol, ptl, blp, sby	668,000
701	BITUNG	TIMIKA	via srg, fak, kmn	535,000
702	BITUNG	TIMIKA	via mrt, srg, fak, kmn	435,000
703	BITUNG	TIMIKA	via bbg, srg, fak, kmn, tua	535,000
704	BITUNG	TOBELO		143,000
705	BITUNG	TOLI-TOLI		192,000
706	BITUNG	TUAL	via bbg, srg, fak, kmn	435,000
707	BITUNG	WASIOR	via tnt, srg, mwr	404,000
708	BITUNG	BUOL	via amr	192,000
709	BITUNG	KAHIKITANG		48,000
710	BLINYU	PONTIANAK		153,000
711	BLINYU	SEMARANG	via ptk	371,000
712	BONTANG	BALIKPAPAN		74,000
713	BONTANG	BATULICIN	via blp, tgr	200,000
714	BONTANG	SAMPIT	via blp, tgr, btl, sby	445,000
715	BONTANG	SEMARANG	via blp, tgr, btl, sby, smp	486,000
716	BONTANG	SURABAYA	via blp, tgr, btl	354,000
717	BONTANG	TANAH GROGOT	via blp	124,000
718	BONTANG	BIMA	via pre, mks	331,000
719	BONTANG	LABUANBAJO	via pre, mks, bma	369,000
720	BONTANG	MAKASSAR	via pre	240,000
721	BONTANG	PALE-PARE (AWERANGE)		175,000
722	BULA	AMBON	via gsr	147,000
723	BULA	GESER		38,000
724	BULA	NAMROLE	via gsr, amb	193,000
725	BULI	AMBON	via gbe, tnt, btg, tnt, snn, nml	453,000
726	BULI	BITUNG	via gbe, tnt	275,000
727	BULI	GEBE		52,000
728	BULI	NAMLEA	via gbe, tnt, btg, tnt, snn	451,000
729	BULI	SANANA	via gbe, tnt, btg, tnt	409,000
730	BULI	TERNATE	via gbe	193,000
731	BUOL	BALIKPAPAN	via pnt	236,000
732	BUOL	PANTOLOAN		138,000
733	BUOL	SURABAYA	via pnt, bpp	445,000
734	CIREBON	AGATS	via smg, spt, sby, btl, mks, bma, lbj, lrk, kpg, kdb, sml, tua, dbo, tmk	1,046,000
735	CIREBON	BATULICIN	via smg, spt, sby	410,000
736	CIREBON	BIMA	via smg, spt, sby, btl, mks	547,000
737	CIREBON	DOBO	via smg, spt, sby, btl, mks, bma, lbj, lrk, kpg, kdb, sml, tua	955,000
738	CIREBON	KALABAH	via smg, spt, sby, btl, mks, bma, lbj, lrk, kpg	719,000
739	CIREBON	KUPANG	via smg, spt, sby, btl, mks, bma, lbj, lrk	678,000
740	CIREBON	LABUANBAJO	via smg, spt, sby, btl, mks, bma	573,000
741	CIREBON	LARANTUKA	via smg, spt, sby, btl, mks, bma, lbj	641,000
742	CIREBON	MAKASSAR	via smg, spt, sby, btl	484,000
743	CIREBON	MERAUKE	via smg, spt, sby, btl, mks, bma, lbj, lrk, kpg, kdb, sml, tua, dbo, tmk, agt	1,162,000
744	CIREBON	SAMPIT	via smg, spt	238,000
745	CIREBON	SAMPIT		238,000
746	CIREBON	SAUMLAKI	via smg, spt, sby, btl, mks, bma, lbj, lrk, kpg, kdb	858,000
747	CIREBON	SEMARANG		62,000
748	CIREBON	SURABAYA	via smg, spt	372,000
749	CIREBON	TIMIKA	via smg, spt, sby, btl, mks, bma, lbj, lrk, kpg, kdb, sml, tua, dbo	1,011,000
750	CIREBON	TUAL	via smg, spt, sby, btl, mks, bma, lbj, lrk, kpg, kdb, sml	921,000
751	DOBO	AGATS	via tmk	218,000
752	DOBO	AMBON	via tua, sml, bnd	356,000
753	DOBO	AMBON	via tua, bnd	279,000
754	DOBO	BANDA	via tua, sml	328,000
755	DOBO	BANDA	via tua	193,000
756	DOBO	BATULICIN	via tua, sml, kdb, kpg, lrk, lbj, bma, mks	655,000
757	DOBO	BAU-BAU	via tua, bnd, amb	395,000

NO	TRAYEK			Tarif (Rp. / Penumpang)
758	DOBO	BAU-BAU	via tua,sml,bnd,amb,wnc	422,000
759	DOBO	BENOA	via tua,sml,bnd,amb,wnc,bau,mks,bma	600,000
760	DOBO	BIMA	via tua,sml,bnd,amb,wnc,bau,mks	588,000
761	DOBO	BIMA	via tua,sml,klb,kpg,lrk,lbj	482,000
762	DOBO	CIREBON	via tua,sml,klb,kpg,lrk,lbj,bma,mks,btl,smg	847,000
763	DOBO	FAK-FAK	via kmn	187,000
764	DOBO	KAIMANA		80,000
765	DOBO	KALABAH	via tua,sml	367,000
766	DOBO	KUPANG	via tua,sml,klb	384,000
767	DOBO	LABUANBAJO	via tua,sml,klb,kpg,lrk	447,000
768	DOBO	LARANTUKA	via tua,sml,klb,kpg	442,000
769	DOBO	MAKASSAR	via tua,bnd,amb,bau	419,000
770	DOBO	MAKASSAR	via tua,sml,bnd,amb,wnc,bau	555,000
771	DOBO	MAKASSAR	via tua,sml,klb,kpg,lrk,lbj,bma	569,000
772	DOBO	MERAUKE	via tmk,agt	358,000
773	DOBO	SAUMLAKI	via tua	182,000
774	DOBO	SEMARANG	via tua,bnd,amb,bau,mks,sby,sgp	753,000
775	DOBO	SEMARANG	via tua,bnd,amb,bau,mks,sby	629,000
776	DOBO	SEMARANG	via tua,sml,klb,kpg,lrk,lbj,bma,mks,btl	787,000
777	DOBO	SURABAYA	via tua,bnd,amb,bau,mks	560,000
778	DOBO	SURABAYA	via tua,sml,bnd,amb,wnc,bau,mks,bma,bna	647,000
779	DOBO	TG. PRIOK	via tua,bnd,amb,bau,mks,sby	680,000
780	DOBO	TG. PRIOK	via tua,sml,bnd,amb,wnc,bau,mks,bma,bna,sby	767,000
781	DOBO	TIMIKA		130,000
782	DOBO	TUAL		62,000
783	DOBO	WANCI	via tua,sml,bnd,amb	418,000
784	DOBO	AMAHAI	via tual,lrt,saum,bnd	350,000
785	DOBO	LARAT	via tual	146,000
786	DOBO	SURABAYA	via tual,saum,kbh,kpg,lrn,lbj,bma,mks,btl	756,000
787	ENDE	BENOA	via wgp,bma	322,000
788	ENDE	BIMA	via wgp,lbj	147,000
789	ENDE	BIMA	via wgp	147,000
790	ENDE	KALABAH	via wgp,lbj,bma,mks,syr,mrp,lrk	406,000
791	ENDE	KALABAH	via sbu,rte,kpg	146,000
792	ENDE	KALABAH	via sbu,rte,kpg,lrk	209,000
793	ENDE	KUPANG		81,000
794	ENDE	KUPANG	via sbu,rte	81,000
795	ENDE	LABUANBAJO	via wgp	124,000
796	ENDE	LARANTUKA	via wgp,lbj,bma,mks,syr,mrp	402,000
797	ENDE	LARANTUKA	via sbu,rte,kpg,klb	209,000
798	ENDE	LARANTUKA	via sbu,rte,kpg	146,000
799	ENDE	MAKASSAR	via wgp,lbj,bma	319,000
800	ENDE	MARAPOKOT	via wgp,lbj,bma,mks,syr	399,000
801	ENDE	ROTE	via sbu	70,000
802	ENDE	SABU		59,000
803	ENDE	SELAYAR	via wgp,lbj,bma,mks	382,000
804	ENDE	SURABAYA	via wgp,bma,bna	379,000
805	ENDE	WAINGAPU		56,000
806	ENDE	BADAS	via wng, lbj	241,000
807	ENDE	WAINGAPU		56,000
808	ENDE	LEMBAR	via wai	230,000
809	ENDE	SURABAYA	via wai,lbr	334,000
810	FAK-FAK	AGATS	via kmn,tmk	369,000
811	FAK-FAK	AGATS	via kmn,tua,tmk	369,000
812	FAK-FAK	AMBON	via kmn,dbo,tua,bnd	388,000
813	FAK-FAK	AMBON		166,000
814	FAK-FAK	BABANG/BACAN	via srg	252,000
815	FAK-FAK	BALIKPAPAN	via amb,nml,bau,mks	534,000
816	FAK-FAK	BANDA	via kmn,dbo,tua	344,000
817	FAK-FAK	BANGGAI	via srg,bbg,btg	409,000
818	FAK-FAK	BAU-BAU	via kmn,dbo,tua,bnd,amb	445,000
819	FAK-FAK	BAU-BAU	via amb,nml	417,000
820	FAK-FAK	BAU-BAU	via srg,bbg,btg,bgi	480,000
821	FAK-FAK	BIAK	via srg,mwr,wsr,nbr,sri,jpr	452,000
822	FAK-FAK	BITUNG	via srg	393,000
823	FAK-FAK	BITUNG	via srg,mrt	393,000
824	FAK-FAK	BITUNG	via srg,bbg	393,000
825	FAK-FAK	DOBO	via kmn	187,000
826	FAK-FAK	JAYAPURA	via srg,mwr,wsr,nbr,sri	406,000
827	FAK-FAK	KAIMANA		99,000
828	FAK-FAK	MAKASSAR	via kmn,dbo,tua,bnd,amb,bau	519,000
829	FAK-FAK	MAKASSAR	via amb,nml,bau	438,000
830	FAK-FAK	MAKASSAR	via srg,bbg,btg,bgi,bau	537,000
831	FAK-FAK	MANOKWARI	via srg	231,000
832	FAK-FAK	MERAUKE	via kmn,tmk,agt	450,000
833	FAK-FAK	MERAUKE	via kmn,tua,tmk,agt	450,000
834	FAK-FAK	MOROTAI	via srg	292,000
835	FAK-FAK	NABIRE	via srg,mwr	317,000
836	FAK-FAK	NABIRE	via srg,mwr,wsr	317,000
837	FAK-FAK	NAMLEA	via amb	216,000
838	FAK-FAK	PANTOLOAN	via amb,nml,bau,mks,blp	591,000
839	FAK-FAK	SEMARANG	via kmn,dbo,tua,bnd,amb,bau,mks,sby,sgp	854,000
840	FAK-FAK	SEMARANG	via kmn,dbo,tua,bnd,amb,bau,mks,sby	729,000
841	FAK-FAK	SERUI	via srg,mwr,wsr,nbr	359,000
842	FAK-FAK	SORONG		108,000
843	FAK-FAK	SURABAYA	via kmn,dbo,tua,bnd,amb,bau,mks	660,000
844	FAK-FAK	SURABAYA	via srg,bbg,btg,bgi,bau,mks	597,000
845	FAK-FAK	TG. PRIOK	via kmn,dbo,tua,bnd,amb,bau,mks,sby	781,000
846	FAK-FAK	TG. PRIOK	via amb,nml,bau,mks	781,000
847	FAK-FAK	TIMIKA	via kmn	329,000
848	FAK-FAK	TIMIKA	via kmn,tua	329,000
849	FAK-FAK	TOLI-TOLI	via amb,nml,bau,mks,blp,ptl	640,000
850	FAK-FAK	TUAL	via kmn,dbo	240,000
851	FAK-FAK	TUAL	via kmn	178,000
852	FAK-FAK	WASIOR	via srg,mwr	288,000
853	FAK-FAK	KUPANG	via amb	395,000

NO	TRAYEK			Tarif (Rp./Penumpang)
854	FAK-FAK	LEWOLEBA	via amb,kpg	415,000
855	FAK-FAK	LARANTUKA	via amb,kpg,lwb	426,000
856	FAK-FAK	MAUMERE	via amb,kpg,lwb,ltk	396,000
857	GEBE	AMBON	via tnt,btg,tnt,snn,nml	448,000
858	GEBE	BITUNG	via tnt	232,000
859	GEBE	NAMLEA	via tnt,btg,tnt,snn	417,000
860	GEBE	SANANA	via tnt,btg,tnt	401,000
861	GEBE	TERNATE		148,000
862	GESER	AMBON		100,000
863	GESER	BULA		38,000
864	GESER	NAMROLE	via amb	160,000
865	GN. SITOLI	PADANG	via sbl	146,000
866	GN. SITOLI	SIBOLGA		57,000
867	GN. SITOLI	TG. PRIOK	via sbl,pdg	386,000
868	GORONTALO	AMBON	via btg,tnt,snn,nml	376,000
869	GORONTALO	BANGGAI		70,000
870	GORONTALO	BAU-BAU	via lwk,kdl,kdr,rha	315,000
871	GORONTALO	BAU-BAU	via bgi,lwk,kdl,knd,rha	315,000
872	GORONTALO	BENOA	via lwk,kdl,kdr,rha,bau,mks,lbj,bma,amp	522,000
873	GORONTALO	BENOA	via bgi,lwk,kdl,knd,rha,bau,mks,lbj,bma,lbr	522,000
874	GORONTALO	BIMA	via lwk,kdl,kdr,rha,bau,mks,lbj	438,000
875	GORONTALO	BIMA	via bgi,lwk,kdl,knd,rha,bau,mks,lbj	438,000
876	GORONTALO	BITUNG		94,000
877	GORONTALO	KENDARI	via lwk,kdl	260,000
878	GORONTALO	KENDARI	via bgi,lwk,kdl	260,000
879	GORONTALO	KOLONEDALE	via lwk	157,000
880	GORONTALO	KOLONEDALE	via bgi,lwk	157,000
881	GORONTALO	LABUAN BAJO	via lwk,kdl,kdr,rha,bau,mks	413,000
882	GORONTALO	LABUANBAJO	via bgi,lwk,kdl,knd,rha,bau,mks	407,000
883	GORONTALO	LEMBAR	via lwk,kdl,kdr,rha,bau,mks,lbj,bma	514,000
884	GORONTALO	LEMBAR	via bgi,lwk,kdl,knd,rha,bau,mks,lbj,bma	514,000
885	GORONTALO	Luwuk		78,000
886	GORONTALO	Luwuk	via bgi	78,000
887	GORONTALO	MAKASSAR	via lwk,kdl,kdr,rha,bau	412,000
888	GORONTALO	MAKASSAR	via bgi,lwk,kdl,knd,rha,bau	412,000
889	GORONTALO	NAMLEA	via btg,tnt,snn	339,000
890	GORONTALO	P. TOGIAN		53,000
891	GORONTALO	POSO	via ptg	100,000
892	GORONTALO	RAHA	via lwk,kdl,kdr	295,000
893	GORONTALO	RAHA	via bgi,lwk,kdl,knd	295,000
894	GORONTALO	SANANA	via btg,tnt	291,000
895	GORONTALO	SEMARANG	via bgi,lwk,kdl,knd,rha,bau,mks,lbj,bma,lbr,bna,sby	664,000
896	GORONTALO	SURABAYA	via bgi,lwk,kdl,knd,rha,bau,mks,lbj,bma,lbr,bna	616,000
897	GORONTALO	TERNATE	via btg	195,000
898	JAYAPURA	AMBON	via bik,src	399,000
899	JAYAPURA	AMBON	via bia,sri,nbr,wsr,mwr,src,fak	399,000
900	JAYAPURA	AMURANG	via sri,nbr,mwr,src,tnt,btg	535,000
901	JAYAPURA	BALIKPAPAN	via sri,nbr,mwr,src,tnt,btg,ptl	712,000
902	JAYAPURA	BALIKPAPAN	via sri,nbr,mwr,src,tnt,btg,tol,ptl	712,000
903	JAYAPURA	BANGGAI	via sri,bia,nbr,wsr,mwr,src,tnt,btg	557,000
904	JAYAPURA	BAU-BAU	via sri,bia,nbr,wsr,mwr,src,tnt,btg,bgi	666,000
905	JAYAPURA	BAU-BAU	via mwr,src	666,000
906	JAYAPURA	BAU-BAU	via sri,mwr,src	666,000
907	JAYAPURA	BAU-BAU	via bia,sri,nbr,wsr,mwr,src,fak,amb,nml	672,000
908	JAYAPURA	BIAK		187,000
909	JAYAPURA	BITUNG	via sri,bia,nbr,wsr,mwr,src,tnt	491,000
910	JAYAPURA	BITUNG	via sri,nbr,mwr,src,tnt	491,000
911	JAYAPURA	FAK-FAK	via bia,sri,nbr,wsr,mwr,src	406,000
912	JAYAPURA	MAKASSAR	via sri,bia,nbr,wsr,mwr,src,tnt,btg,bgi,bau	742,000
913	JAYAPURA	MAKASSAR	via bik,src,amb	742,000
914	JAYAPURA	MAKASSAR	via sri,nbr,wsr,mwr,src	742,000
915	JAYAPURA	MAKASSAR	via mwr,src,bau	742,000
916	JAYAPURA	MAKASSAR	via sri,mwr,src,bau	742,000
917	JAYAPURA	MAKASSAR	via bia,sri,nbr,wsr,mwr,src,fak,amb,nml,bau	742,000
918	JAYAPURA	MANOKWARI	via sri,bia,nbr,wsr	250,000
919	JAYAPURA	MANOKWARI	via sri,nbr,wsr	250,000
920	JAYAPURA	MANOKWARI		250,000
921	JAYAPURA	MANOKWARI	via sri,nbr	250,000
922	JAYAPURA	MANOKWARI	via sri	250,000
923	JAYAPURA	NABIRE	via sri,bia	235,000
924	JAYAPURA	NABIRE	via sri	235,000
925	JAYAPURA	NAMLEA	via bia,sri,nbr,wsr,mwr,src,fak,amb	428,000
926	JAYAPURA	PANTOLOAN	via sri,nbr,mwr,src,tnt,btg	610,000
927	JAYAPURA	PANTOLOAN	via sri,nbr,mwr,src,tnt,btg,tol	610,000
928	JAYAPURA	SEMARANG	via sri,nbr,wsr,mwr,src,mks,sby	822,000
929	JAYAPURA	SERUI	via bia	187,000
930	JAYAPURA	SERUI		187,000
931	JAYAPURA	SORONG	via sri,bia,nbr,wsr,mwr	349,000
932	JAYAPURA	SORONG	via bik	349,000
933	JAYAPURA	SORONG	via sri,nbr,wsr,mwr	349,000
934	JAYAPURA	SORONG	via mwr	349,000
935	JAYAPURA	SORONG	via sri,nbr,mwr	349,000
936	JAYAPURA	SORONG	via sri,mwr	349,000
937	JAYAPURA	SURABAYA	via bik,src,amb,mks	809,000
938	JAYAPURA	SURABAYA	via sri,nbr,wsr,mwr,src,mks	809,000
939	JAYAPURA	SURABAYA	via mwr,src,bau,mks	809,000
940	JAYAPURA	SURABAYA	via sri,nbr,mwr,src,tnt,btg,ptl,bip	809,000
941	JAYAPURA	SURABAYA	via sri,mwr,src,bau,mks	809,000
942	JAYAPURA	TERNATE	via sri,bia,nbr,wsr,mwr,src	410,000
943	JAYAPURA	TERNATE	via sri,nbr,mwr,src	410,000
944	JAYAPURA	TG. PRIOK	via bik,src,amb,mks,sby	1,003,000
945	JAYAPURA	TG. PRIOK	via bia,sri,nbr,wsr,mwr,src,fak,amb,nml,bau,mks	1,003,000
946	JAYAPURA	TG. PRIOK	via mwr,src,bau,mks,sby	1,003,000
947	JAYAPURA	TG. PRIOK	via sri,mwr,src,bau,mks,sby	1,003,000
948	JAYAPURA	TG. PRIOK	via sri,nbr,mwr,src,tnt,btg,tol,ptl,bip,sby	1,003,000
949	JAYAPURA	TOLI-TOLI	via sri,nbr,mwr,src,tnt,btg	561,000

NO	TRAYEK			Tarif (Rp. /Penumpang)
950	JAYAPURA	WASIOR	via sri,bia,nbr	249,000
951	JAYAPURA	WASIOR	via sri,nbr	249,000
952	JAYAPURA	BUOL	via ser,nbr,mnw,srg,ter,bit,amr	561,000
953	KAHIKITANG	BITUNG		48,000
954	KAHIKITANG	BITUNG		48,000
955	KAHIKITANG	BULI	via btng, tblo	235,000
956	KAHIKITANG	GEBE	via btng, tblo, bli	278,000
957	KAHIKITANG	GORONTALO	via btng	151,000
958	KAHIKITANG	KARATUNG	via than, lrng	143,000
959	KAHIKITANG	KARATUNG	via thn, mrr, lrng	165,000
960	KAHIKITANG	LIRUNG	via than	95,000
961	KAHIKITANG	LIRUNG	via thn, mrr	133,000
962	KAHIKITANG	MARORE	via thn	73,000
963	KAHIKITANG	MIANGAS	via than, lrng, krng	173,000
964	KAHIKITANG	MIANGAS	via thn, mrr, lrng, krng	196,000
965	KAHIKITANG	POSO	via btng, grntlo, togian	241,000
966	KAHIKITANG	TAHUNA		35,000
967	KAHIKITANG	TAHUNA		35,000
968	KAHIKITANG	TERNATE	via btng, tblo, bli, gb	390,000
969	KAHIKITANG	TOBELO	via btng	179,000
970	KAHIKITANG	TOGIAN	via btng, grntlo	197,000
971	KAIMANA	AGATS	via tmk	288,000
972	KAIMANA	AGATS	via tua,tmk	288,000
973	KAIMANA	AMBON	via dbo,tua,bnd	310,000
974	KAIMANA	BABANG/BACAN	via fak,srg	334,000
975	KAIMANA	BANDA	via dbo,tua	262,000
976	KAIMANA	BANGGAI	via fak,srg,bbg,btg	465,000
977	KAIMANA	BAU-BAU	via dbo,tua,bnd,amb	450,000
978	KAIMANA	BAU-BAU	via fak,srg,bbg,btg,bgi	504,000
979	KAIMANA	BITUNG	via fak,srg	399,000
980	KAIMANA	BITUNG	via fak,srg,mrt	399,000
981	KAIMANA	BITUNG	via fak,srg,bbg	399,000
982	KAIMANA	DOBO		143,000
983	KAIMANA	FAK-FAK		99,000
984	KAIMANA	MAKASSAR	via dbo,tua,bnd,amb,bau	464,000
985	KAIMANA	MAKASSAR	via fak,srg,bbg,btg,bgi,bau	546,000
986	KAIMANA	MERAUKE	via tmk,agt	393,000
987	KAIMANA	MERAUKE	via tua,tmk,agt	393,000
988	KAIMANA	MOROTAI	via fak,srg	373,000
989	KAIMANA	SEMARANG	via dbo,tua,bnd,amb,bau,mks,sby,txp	798,000
990	KAIMANA	SEMARANG	via dbo,tua,bnd,amb,bau,mks,sby	675,000
991	KAIMANA	SORONG	via fak	214,000
992	KAIMANA	SURABAYA	via dbo,tua,bnd,amb,bau,mks	605,000
993	KAIMANA	SURABAYA	via fak,srg,bbg,btg,bgi,bau,mks	605,000
994	KAIMANA	TG PRIOK	via dbo,tua,bnd,amb,bau,mks,sby	725,000
995	KAIMANA	TIMIKA		246,000
996	KAIMANA	TIMIKA	via tua	246,000
997	KAIMANA	TUAL	via dbo	151,000
998	KALABAHI	AGATS	via sml,tua,dbo,tmk	423,000
999	KALABAHI	BATULICIN	via kpg,lrk,lbj,bma,mks	434,000
1000	KALABAHI	BENOA	via lrt,kpg,end,wgp,bma	430,000
1001	KALABAHI	BENOA	via kpg,rte,sbu,end,wgp,bma	428,000
1002	KALABAHI	BIMA	via lrt,kpg,end,wgp	398,000
1003	KALABAHI	BIMA	via kpg,lrk,lbj	305,000
1004	KALABAHI	BIMA	via kpg,rte,sbu,end,wgp	324,000
1005	KALABAHI	CIREBON	via kpg,lrk,lbj,bma,mks,btl,smg	626,000
1006	KALABAHI	DOBO	via sml,tua	367,000
1007	KALABAHI	ENDE	via lrt,kpg	212,000
1008	KALABAHI	ENDE	via kpg,rte,sbu	209,000
1009	KALABAHI	KUPANG	via lrt	140,000
1010	KALABAHI	KUPANG		78,000
1011	KALABAHI	LABUANBAJO	via kpg,lrk	251,000
1012	KALABAHI	LARANTUKA		70,000
1013	KALABAHI	LARANTUKA	via kpg	151,000
1014	KALABAHI	MAKASSAR	via lrk,mrp,syr	304,000
1015	KALABAHI	MAKASSAR	via kpg,lrk,lbj,bma	399,000
1016	KALABAHI	MARAPOKOT	via lrk	223,000
1017	KALABAHI	MERAUKE	via sml,tua,dbo,tmk,agt	518,000
1018	KALABAHI	ROTE	via kpg	96,000
1019	KALABAHI	SABU	via kpg,rte	205,000
1020	KALABAHI	SAUMLAKI		223,000
1021	KALABAHI	SELAYAR	via lrk,mrp	238,000
1022	KALABAHI	SEMARANG	via kpg,lrk,lbj,bma,mks,btl	566,000
1023	KALABAHI	SURABAYA	via lrt,kpg,end,wgp,bma,bna	461,000
1024	KALABAHI	SURABAYA	via kpg,rte,sbu,end,wgp,bma,bna	459,000
1025	KALABAHI	TIMIKA	via sml,tua,dbo	425,000
1026	KALABAHI	TUAL	via sml	317,000
1027	KALABAHI	WAINGAPU	via lrt,kpg,end	259,000
1028	KALABAHI	WAINGAPU	via kpg,rte,sbu,end	255,000
1029	KALABAHI	BADAS	via kpg, end, wng, lbj	345,000
1030	KARATUNG	BITUNG	via lrg,thn,sia	192,000
1031	KARATUNG	BITUNG	via lrg,mrr,thn,sia	192,000
1032	KARATUNG	BULI	via lrg,mrr,thn,sia,btg,tbl	350,000
1033	KARATUNG	GEBE	via lrg,mrr,thn,sia,btg,tbl,bli	390,000
1034	KARATUNG	GORONTALO	via lrg,thn,sia,btg	260,000
1035	KARATUNG	LIRUNG		38,000
1036	KARATUNG	MARORE	via lrg	84,000
1037	KARATUNG	MIANGAS		35,000
1038	KARATUNG	P. TOGIAN	via lrg,thn,sia,btg,grt	305,000
1039	KARATUNG	POSO	via lrg,thn,sia,btg,grt,ptg	344,000
1040	KARATUNG	SIAU	via lrg,thn	143,000
1041	KARATUNG	SIAU	via lrg,mrr,thn	143,000
1042	KARATUNG	TAHUNA	via lrg,mrr	98,000
1043	KARATUNG	TAHUNA	via lrg	98,000
1044	KARATUNG	TERNATE	via lrg,thn,sia,btg,grt,ptg,pso,ptg,grt,btg	451,000
1045	KARATUNG	TERNATE	via lrg,mrr,thn,sia,btg,tbl,bli,gbe	398,000

NO	TRAYEK			Tarif (Rp. /Penumpang)
1046	KARATUNG	TOBELO	via lrg,mrr,thn,sia,btg	300,000
1047	KARATUNG	KAHIKITANG	via lrg, thn	143,000
1048	KARATUNG	KAHIKITANG	via lrg, mrre, thn	143,000
1049	KARIMUN JAWA	KUMAI	via smg	193,000
1050	KARIMUN JAWA	SEMARANG		82,000
1051	KARIMUN JAWA	SURABAYA	via smg, kmai	336,000
1052	KENDARI	BANGGAI	via kdl,lwk	205,000
1053	KENDARI	BAU-BAU	via rha	81,000
1054	KENDARI	BENOA	via rha,bau,mks,lbj,bma,amp	431,000
1055	KENDARI	BIMA	via rha,bau,mks,lbj	344,000
1056	KENDARI	BITUNG	via kdl,lwk,grt	339,000
1057	KENDARI	BITUNG	via kdl,lwk,bgi,grt	339,000
1058	KENDARI	GORONTALO	via kdl,lwk	260,000
1059	KENDARI	GORONTALO	via kdl,lwk,bgi	260,000
1060	KENDARI	KOLONEDALE		130,000
1061	KENDARI	LABUAN BAJO	via rha,bau,mks	301,000
1062	KENDARI	LEMBAR	via rha,bau,mks,lbj,bma	420,000
1063	KENDARI	LUWUK	via kdl	193,000
1064	KENDARI	MAKASSAR	via rha,bau	201,000
1065	KENDARI	RAHA		52,000
1066	KENDARI	SEMARANG	via rha,bau,mks,lbj,bma,lbr,bna,sby	497,000
1067	KENDARI	SURABAYA	via rha,bau,mks,lbj,bma,lbr,bna	453,000
1068	KIJANG	AMBON	via tjp,sby,mks,bau,nml	696,000
1069	KIJANG	BAU-BAU	via tjp,sby,mks	572,000
1070	KIJANG	BELINYU		103,000
1071	KIJANG	BITUNG	via tjp,sby,mks,bau,nml,amb,tnt	805,000
1072	KIJANG	KUPANG	via tgp,sby,mks,mmr,lrk	695,000
1073	KIJANG	KUPANG	via tgp,sby,mks,mmr,lrk,lwb	695,000
1074	KIJANG	LARANTUKA	via tgp,sby,mks,mmr	665,000
1075	KIJANG	LETUNG		83,000
1076	KIJANG	LEWOLEBA	via tgp,sby,mks,mmr,lrk	672,000
1077	KIJANG	MAKASSAR	via tgp,sby	495,000
1078	KIJANG	MAUMERE	via tgp,sby,mks	582,000
1079	KIJANG	MIDAI	via ltg,tmp,ntn	251,000
1080	KIJANG	NAMLEA	via tjp,sby,mks,bau	694,000
1081	KIJANG	NATUNA	via ltg,tmp	232,000
1082	KIJANG	PONTIANAK	via ltg,tmp,ntn,mdi,srn	330,000
1083	KIJANG	SERASAN	via ltg,tmp,ntn,mdi	257,000
1084	KIJANG	SURABAYA	via ltg,tmp,ntn,mdi,srn,ptk	476,000
1085	KIJANG	SURABAYA	via tjp	409,000
1086	KIJANG	TAMBELAN	via ltg,tmp,ntn,mdi,srn	322,000
1087	KIJANG	TAREMPA	via ltg	152,000
1088	KIJANG	TERNATE	via tjp,sby,mks,bau,nml,amb	760,000
1089	KIJANG	TG.PANDAN		180,000
1090	KIJANG	TG.PRIOK		310,000
1091	KIJANG	TG.PRIOK	via tpn	310,000
1092	KIJANG	TG.PRIOK	via bny	310,000
1093	KISAR	AMBON	via moa,tpa,sml	358,000
1094	KISAR	BULA	via moa,tpa,sml,amb,gsr	390,000
1095	KISAR	GESER	via moa,tpa,sml,amb	360,000
1096	KISAR	MOA		34,000
1097	KISAR	SAUMLAKI	via moa,tpa	180,000
1098	KISAR	TEPA	via moa	100,000
1099	KOLAKA	BAU-BAU		74,000
1100	KOLAKA	WANCI	via bau	82,000
1101	KOLAKA	BAJOE		85,000
1102	KOLONEDALE	BANGGAI	via lwk	78,000
1103	KOLONEDALE	BAU-BAU	via kdr,rha	187,000
1104	KOLONEDALE	BENOA	via kdr,rha,bau,mks,lbj,bma,amp	441,000
1105	KOLONEDALE	BIMA	via kdr,rha,bau,mks,lbj	408,000
1106	KOLONEDALE	BITUNG	via lwk,grt	241,000
1107	KOLONEDALE	BITUNG	via lwk,bgi,grt	241,000
1108	KOLONEDALE	GORONTALO	via lwk	157,000
1109	KOLONEDALE	KENDARI		130,000
1110	KOLONEDALE	LABUAN BAJO	via kdr,rha,bau,mks	395,000
1111	KOLONEDALE	LEMBAR	via kdr,rha,bau,mks,lbj,bma	433,000
1112	KOLONEDALE	LUWUK		70,000
1113	KOLONEDALE	MAKASSAR	via kdr,rha,bau	302,000
1114	KOLONEDALE	RAHA	via kdr	166,000
1115	KOLONEDALE	SEMARANG	via knd,rha,bau,mks,lbj,bma,lbr,bna,sby	556,000
1116	KOLONEDALE	SURABAYA	via knd,rha,bau,mks,lbj,bma,lbr,bna	511,000
1117	KUMAI	BANJARMASIN	via smg	343,000
1118	KUMAI	BATULICIN	via smg	368,000
1119	KUMAI	BENOA	via sby	316,000
1120	KUMAI	BIMA	via smg,bln,mks,lbj	486,000
1121	KUMAI	BIMA	via sby,bna	397,000
1122	KUMAI	ENDE	via sby,bna,bma,wgp	409,000
1123	KUMAI	KALABAH	via sby,bna,bma,wgp,end,kpg	555,000
1124	KUMAI	KALABAH	via sby,bna,bma,wgp,end,sbu,rte,kpg,lrk	555,000
1125	KUMAI	KUPANG	via sby,bna,bma,wgp,end	483,000
1126	KUMAI	KUPANG	via sby,bna,bma,wgp,end,sbu,rte	483,000
1127	KUMAI	LABUAN BAJO	via smg,bln,mks	471,000
1128	KUMAI	LARANTUKA	via sby,bna,bma,wgp,end,kpg,kib	557,000
1129	KUMAI	LARANTUKA	via sby,bna,bma,wgp,end,sbu,rte,kpg	555,000
1130	KUMAI	MAKASSAR	via smg,bln	452,000
1131	KUMAI	PONTIANAK	via smg	373,000
1132	KUMAI	ROTE	via sby,bna,bma,wgp,end,sbu	439,000
1133	KUMAI	SABU	via sby,bna,bma,wgp,end	433,000
1134	KUMAI	SAMPIT	via smg	326,000
1135	KUMAI	SEMARANG		168,000
1136	KUMAI	SURABAYA	via smg,smp	429,000
1137	KUMAI	SURABAYA		179,000
1138	KUMAI	WAINGAPU	via sby,bna,bma	408,000
1139	KUPANG	AGATS	via kdb,sml,tua,dbo,tnk	455,000
1140	KUPANG	BALIKPAPAN	via lwb,mre,mks,pre,blp,trl,nnk	718,000
1141	KUPANG	BALIKPAPAN	via lwb,mre,mks,pre	427,000

NO	TRAYEK			Tarif (Rp./Penumpang)
1142	KUPANG	BATULICIN	via lrk,lbj,bma,mks	402,000
1143	KUPANG	BAU-BAU	via lwb,mre,mks,pre,blp,trl,nnk,blp,pre,mks	865,000
1144	KUPANG	BENOA	via end,wgp,bma	388,000
1145	KUPANG	BENOA	via rte,sbu,end,wgp,bma	388,000
1146	KUPANG	BIMA	via end,wgp,lbj	251,000
1147	KUPANG	BIMA	via end,wgp	250,000
1148	KUPANG	BIMA	via lrk,lbj	257,000
1149	KUPANG	BIMA	via rte,sbu,end,wgp	250,000
1150	KUPANG	CIREBON	via lrk,lbj,bma,mks,trl,smg	596,000
1151	KUPANG	DOBO	via kdb,smi,tua	384,000
1152	KUPANG	ENDE		81,000
1153	KUPANG	ENDE	via rte,sbu	81,000
1154	KUPANG	KALABAH	via end,wgp,lbj,bma,mks,syr,mrp,lrk	487,000
1155	KUPANG	KALABAH		78,000
1156	KUPANG	KALABAH	via lrk	151,000
1157	KUPANG	KIJANG	via lrk,mmr,mks,sby,tgp	695,000
1158	KUPANG	KIJANG	via lwb,lrk,mmr,mks,sby,tgp	695,000
1159	KUPANG	LABUANBAJO	via end,wgp	202,000
1160	KUPANG	LABUANBAJO	via lrk	202,000
1161	KUPANG	LARANTUKA	via end,wgp,lbj,bma,mks,syr,mrp	449,000
1162	KUPANG	LARANTUKA		70,000
1163	KUPANG	LARANTUKA	via lwb	138,000
1164	KUPANG	LEWOLEBA		132,000
1165	KUPANG	MAKASSAR	via lwb,mre,mks,pre,blp,trl,nnk,blp,pre	790,000
1166	KUPANG	MAKASSAR	via end,wgp,lbj,bma	387,000
1167	KUPANG	MAKASSAR	via lrk,mmr	362,000
1168	KUPANG	MAKASSAR	via lwb,mre	362,000
1169	KUPANG	MAKASSAR	via lwb,lrk,mmr	362,000
1170	KUPANG	MAKASSAR	via lrk,lbj,bma	387,000
1171	KUPANG	MAKASSAR	via lwb,mre,mks,pre,blp,trl,nnk,blp,pre	790,000
1172	KUPANG	MARAPOKOT	via end,wgp,lbj,bma,mks,syr	395,000
1173	KUPANG	MARAPOKOT	via end,wgp,lbj,bma,mks,syr	395,000
1174	KUPANG	MAUMERE	via lrk	205,000
1175	KUPANG	MAUMERE	via lwb	205,000
1176	KUPANG	MAUMERE	via lwb,lrk	205,000
1177	KUPANG	MERAUKE	via kdb,smi,tua,dbi,tml,agt	550,000
1178	KUPANG	NUNUKAN	via lwb,mre,mks,pre,blp,trl	578,000
1179	KUPANG	NUNUKAN	via lwb,mmr,mks,pre,blp,trl,trl	627,000
1180	KUPANG	PANTOLOAN	via lwb,mmr,mks,pre,blp	487,000
1181	KUPANG	PARE-PARE	via lwb,mre,mks,pre,blp,trl,nnk,blp	744,000
1182	KUPANG	PARE-PARE	via lwb,mre,mks	390,000
1183	KUPANG	ROTE		32,000
1184	KUPANG	SABU	via rte	73,000
1185	KUPANG	SAUMLAKI	via kdb	317,000
1186	KUPANG	SELAYAR	via end,wgp,lbj,bma,mks	437,000
1187	KUPANG	SEMARANG	via lrk,lbj,bma,mks,trl	536,000
1188	KUPANG	SURABAYA	via end,wgp,bma,bna	446,000
1189	KUPANG	SURABAYA	via lrk,mmr,mks	438,000
1190	KUPANG	SURABAYA	via lwb,lrk,mmr,mks	438,000
1191	KUPANG	SURABAYA	via rte,sbu,end,wgp,bma,bna	446,000
1192	KUPANG	TARAKAN	via lwb,mre,mks,pre,blp	542,000
1193	KUPANG	TARAKAN	via lwb,mmr,mks,pre,blp,trl	600,000
1194	KUPANG	TG. PRIOK	via lrk,mmr,mks,sby	469,000
1195	KUPANG	TG. PRIOK	via lwb,lrk,mmr,mks,sby	469,000
1196	KUPANG	TIMIKA	via kdb,smi,tua,dbi	400,000
1197	KUPANG	TUAL	via kdb,smi	362,000
1198	KUPANG	WAINGAPU	via end	191,000
1199	KUPANG	WAINGAPU	via rte,sbu,end	191,000
1200	KUPANG	BADAS	via end, wng, lbj	349,000
1201	KUPANG	SURABAYA	via lrn,lbj,bma,mks,trl	506,000
1202	KUPANG	AMBON	via lwb	326,000
1203	KUPANG	FAK-FAK	via lwb,amb	421,000
1204	KUPANG	SORONG	via lwb,amb,fak	428,000
1205	KUPANG	MANOKWARI	via lwb,amb,fak,src	495,000
1206	KUPANG	WASIOR	via lwb,amb,fak,src,mnw	532,000
1207	KUPANG	NABIRE	via lwb,amb,fak,src,mnw,wsr	572,000
1208	LABUAN BAJO	BATULICIN	via bma,mks	288,000
1209	LABUAN BAJO	BAU-BAU	via mks	247,000
1210	LABUAN BAJO	BENOA	via bma,amp	212,000
1211	LABUAN BAJO	BIMA		65,000
1212	LABUAN BAJO	BITUNG	via mks,bau,rha,kdr,kdl,lwk,grt	471,000
1213	LABUAN BAJO	GORONTALO	via mks,bau,rha,kdr,kdl,lwk	407,000
1214	LABUAN BAJO	KENDARI	via mks,bau,rha	301,000
1215	LABUAN BAJO	KOLONDALE	via mks,bau,rha,kdr	395,000
1216	LABUAN BAJO	KUMAI	via bma,mks,bln,smg	471,000
1217	LABUAN BAJO	LEMBAR	via bma	173,000
1218	LABUAN BAJO	LUWUK	via mks,bau,rha,kdr,kdl	418,000
1219	LABUAN BAJO	MAKASSAR		153,000
1220	LABUAN BAJO	RAHA	via mks,bau	265,000
1221	LABUAN BAJO	SEMARANG	via bma,mks,bln	440,000
1222	LABUANBAJO	AGATS	via mks,bau,wnc,amb,bnd,smi,tua,dbi,tml	668,000
1223	LABUANBAJO	AGATS	via lrk,kpg,kdb,smi,tua,dbi,tml	565,000
1224	LABUANBAJO	AMBON	via mks,bau,wnc	436,000
1225	LABUANBAJO	BANDA	via mks,bau,wnc,amb	407,000
1226	LABUANBAJO	BANGGAI	via mks,bau,rha,knd,kdl,lwk	419,000
1227	LABUANBAJO	BATULICIN	via bma,mks	288,000
1228	LABUANBAJO	BIMA		65,000
1229	LABUANBAJO	BITUNG	via mks,bau,rha,knd,kdl,lwk,bgi,grt	471,000
1230	LABUANBAJO	CIREBON	via bma,mks,trl,smg	485,000
1231	LABUANBAJO	DOBO	via mks,bau,wnc,amb,bnd,smi,tua	588,000
1232	LABUANBAJO	DOBO	via lrk,kpg,kdb,smi,tua	447,000
1233	LABUANBAJO	ENDE	via wgp	128,000
1234	LABUANBAJO	GORONTALO	via mks,bau,rha,knd,kdl,lwk,bgi	419,000
1235	LABUANBAJO	KALABAH	via bma,mks,syr,mrp,lrk	433,000
1236	LABUANBAJO	KALABAH	via lrk,kpg	251,000
1237	LABUANBAJO	KUPANG	via wgp,end	202,000

NO	TRAYEK			Tarif (Rp./Penumpang)
1238	LABUANBAJO	KUPANG	via lrk	202,000
1239	LABUANBAJO	LARANTUKA	via bma,mks,syr,mrp	387,000
1240	LABUANBAJO	LARANTUKA		148,000
1241	LABUANBAJO	MAKASSAR	via bma	223,000
1242	LABUANBAJO	MARAPOKOT	via bma,mks,syr	336,000
1243	LABUANBAJO	MERAUKE	via mks,bau,wnc,amb,bnd,sml,tua,dbo,tmk,agt	784,000
1244	LABUANBAJO	MERAUKE	via lrk,kpg,klb,sml,tua,dbo,tmk,agt	660,000
1245	LABUANBAJO	SAUMLAKI	via mks,bau,wnc,amb,bnd	468,000
1246	LABUANBAJO	SAUMLAKI	via lrk,kpg,klb	439,000
1247	LABUANBAJO	SELAYAR	via bma,mks	317,000
1248	LABUANBAJO	SEMARANG	via bma,mks,btl	424,000
1249	LABUANBAJO	SEMARANG	via bma,lbr,bna,sby	396,000
1250	LABUANBAJO	SURABAYA	via bma,lbr,bna	329,000
1251	LABUANBAJO	TIMIKA	via mks,bau,wnc,amb,bnd,sml,tua,dbo	634,000
1252	LABUANBAJO	TIMIKA	via lrk,kpg,klb,sml,tua,dbo	512,000
1253	LABUANBAJO	TUAL	via mks,bau,wnc,amb,bnd,sml	501,000
1254	LABUANBAJO	TUAL	via lrk,kpg,klb,sml	410,000
1255	LABUANBAJO	WAINGAPU		62,000
1256	LABUANBAJO	WANJI	via mks,bau	286,000
1257	LABUANBAJO	BADAS		128,000
1258	LABUANBAJO	SEMARANG	via mks, blc	412,000
1259	LABUANBAJO	SURABAYA	via bma,mks,btl	404,000
1260	LABUANBAJO	MARAPOKOT		62,000
1261	LABUANBAJO	MAKASSAR		153,000
1262	LABUANBAJO	SURABAYA		255,000
1263	LARANTUKA	AGATS	via kpg,klb,sml,tua,dbo,tmk	474,000
1264	LARANTUKA	BATULICIN	via lbj,bma,mks	425,000
1265	LARANTUKA	BENOA	via kpg,end,wgp,bma	428,000
1266	LARANTUKA	BENOA	via klb,kpg,rte,sbu,end,wgp,bma	430,000
1267	LARANTUKA	BIMA	via kpg,end,wgp	324,000
1268	LARANTUKA	BIMA	via lbj	205,000
1269	LARANTUKA	BIMA	via klb,kpg,rte,sbu,end,wgp	398,000
1270	LARANTUKA	CIREBON	via lbj,bma,mks,btl,smg	562,000
1271	LARANTUKA	DOBO	via kpg,klb,sml,tua	442,000
1272	LARANTUKA	ENDE	via kpg	209,000
1273	LARANTUKA	ENDE	via klb,kpg,rte,sbu	212,000
1274	LARANTUKA	KALABAH		70,000
1275	LARANTUKA	KALABAH	via kpg	151,000
1276	LARANTUKA	KIJANG	via mmr,mks,sby,tgp	665,000
1277	LARANTUKA	KUPANG		70,000
1278	LARANTUKA	KUPANG	via lwb	138,000
1279	LARANTUKA	KUPANG	via klb	140,000
1280	LARANTUKA	LABUANBAJO		148,000
1281	LARANTUKA	LEWOLEBA		33,000
1282	LARANTUKA	MAKASSAR	via mrp,syr	194,000
1283	LARANTUKA	MAKASSAR	via mmr	194,000
1284	LARANTUKA	MAKASSAR	via lbj,bma	336,000
1285	LARANTUKA	MARAPOKOT		87,000
1286	LARANTUKA	MAUMERE		46,000
1287	LARANTUKA	MERAUKE	via kpg,klb,sml,tua,dbo,tmk,agt	569,000
1288	LARANTUKA	ROTE	via klb,kpg	165,000
1289	LARANTUKA	SABU	via klb,kpg,rte	205,000
1290	LARANTUKA	SAUMLAKI	via kpg,klb	373,000
1291	LARANTUKA	SELAYAR	via mrp	193,000
1292	LARANTUKA	SEMARANG	via lbj,bma,mks,btl	502,000
1293	LARANTUKA	SURABAYA	via kpg,end,wgp,bma,bna	459,000
1294	LARANTUKA	SURABAYA	via mmr,mks	410,000
1295	LARANTUKA	SURABAYA	via klb,kpg,rte,sbu,end,wgp,bma,bna	461,000
1296	LARANTUKA	TG.PRIOK	via mmr,mks,sby	453,000
1297	LARANTUKA	TIMIKA	via kpg,klb,sml,tua,dbo	419,000
1298	LARANTUKA	TUAL	via kpg,klb,sml	390,000
1299	LARANTUKA	WAINGAPU	via kpg,end	255,000
1300	LARANTUKA	WAINGAPU	via klb,kpg,rte,sbu,end	259,000
1301	LARANTUKA	SURABAYA	via lbj,bma,mks,btl	471,000
1302	LARANTUKA	AMBON	via kpg,lwb	339,000
1303	LARANTUKA	FAK-FAK	via kpg,lwb,amb	431,000
1304	LARANTUKA	SORONG	via kpg,lwb,amb,fak	436,000
1305	LARANTUKA	MANOKWARI	via kpg,lwb,amb,fak,src	503,000
1306	LARANTUKA	WASIOR	via kpg,lwb,amb,fak,src,mnw	540,000
1307	LARANTUKA	NABIRE	via kpg,lwb,amb,fak,src,mnw,wsr	580,000
1308	LARANTUKA	MAKASSAR		194,000
1309	LARANTUKA	PALE-PARE	via mks	324,000
1310	LARANTUKA	BALIKPAPAN	via mks,pre	415,000
1311	LARANTUKA	PANTOLOAN	via mks,pre,bpp	422,000
1312	LARANTUKA	TARAKAN	via mks,pre,bpp,ptl	535,000
1313	LARANTUKA	NUNUKAN	via mks,pre,bpp,ptr,trk	562,000
1314	LARAT	AGATS	via tual,dobo,tmk	288,000
1315	LARAT	AMAHAI	via sml, bnd	284,000
1316	LARAT	AMBON	via sml, bnd, amh	319,000
1317	LARAT	BANDA	via sml	230,000
1318	LARAT	BAU-BAU	via sml, bnd, amh, amb, wnc	436,000
1319	LARAT	BENOA	via sml, bnd, amh, amb, wnc, mks, bma	527,000
1320	LARAT	BIMA	via sml, bnd, amh, amb, wnc, mks	484,000
1321	LARAT	DOBO	via tual	146,000
1322	LARAT	MAKASSAR	via sml, bnd, amh, amb, wnc, bau	458,000
1323	LARAT	MERAUKE	via tual,dobo,tmk,agt	423,000
1324	LARAT	SAUMLAKI		70,000
1325	LARAT	SURABAYA	via sml, bnd, amh, amb, wnc, mks, bma, bnoa	586,000
1326	LARAT	TIMIKA	via tual,dobo	235,000
1327	LARAT	TUAL		75,000
1328	LARAT	WANJI	via sml, bnd, amh, amb	384,000
1329	LEMBAR	BANGGAI	via bma,lbj,mks,bau,rha,knd,kdl,lwk	477,000
1330	LEMBAR	BAU-BAU	via bma,lbj,mks	379,000
1331	LEMBAR	BENOA		37,000
1332	LEMBAR	BIMA		124,000
1333	LEMBAR	BITUNG	via bma,lbj,mks,bau,rha,kdr,kdl,lwk,grt	570,000

NO	TRAYEK			Tarif (Rp. / Penumpang)
1334	LEMBAR	BITUNG	via bma,lbj,mks,bau,rha,knd,kdl,lwk,bgi,grt	570,000
1335	LEMBAR	GORONTALO	via bma,lbj,mks,bau,rha,kdr,kdl,lwk	514,000
1336	LEMBAR	GORONTALO	via bma,lbj,mks,bau,rha,knd,kdl,lwk,bgi	514,000
1337	LEMBAR	KENDARI	via bma,lbj,mks,bau,rha	420,000
1338	LEMBAR	KOLONEDALE	via bma,lbj,mks,bau,rha,kdr	433,000
1339	LEMBAR	LABUAN BAJO	via bma	173,000
1340	LEMBAR	LUWUK	via bma,lbj,mks,bau,rha,kdr,kdl	471,000
1341	LEMBAR	MAKASSAR	via bma,lbj	278,000
1342	LEMBAR	RAHA	via bma,lbj,mks,bau	391,000
1343	LEMBAR	SEMARANG	via bna,sby	268,000
1344	LEMBAR	SURABAYA	via bna	197,000
1345	LEMBAR	WAINGAPU		183,000
1346	LEMBAR	ENDE	via wai	230,000
1347	LEMBAR	SURABAYA		136,000
1348	LETUNG	BELINYU	via klg	194,000
1349	LETUNG	KIJANG		83,000
1350	LETUNG	MIDAI	via tmp,ntn	156,000
1351	LETUNG	NATUNA	via tmp	132,000
1352	LETUNG	PONTIANAK	via tmp,ntn,mdi,srn	309,000
1353	LETUNG	SERASAN	via tmp,ntn,mdi	183,000
1354	LETUNG	SURABAYA	via tmp,ntn,mdi,srn,ptk	443,000
1355	LETUNG	TAMBELAN	via tmp,ntn,mdi,srn	250,000
1356	LETUNG	TAREMPA		33,000
1357	LETUNG	TG.PANDAN	via klg	249,000
1358	LETUNG	TG.PRIOK	via klg,bny	376,000
1359	LETUNG	TG.PRIOK	via klg,tpn	376,000
1360	LEWOLEBA	BALIKPAPAN	via mre,mks,pre,blp,trk,nnk	614,000
1361	LEWOLEBA	BALIKPAPAN	via mre,mks,pre	415,000
1362	LEWOLEBA	BAU-BAU	via mre,mks,pre,blp,trk,nnk,blp,pre,mks	760,000
1363	LEWOLEBA	KIJANG	via lrk,mmr,mks,sby,tgp	672,000
1364	LEWOLEBA	KUPANG		132,000
1365	LEWOLEBA	LARANTUKA		33,000
1366	LEWOLEBA	MAKASSAR	via mre,mks,pre,blp,trk,nnk,blp,pre	684,000
1367	LEWOLEBA	MAKASSAR	via mre	223,000
1368	LEWOLEBA	MAKASSAR	via lrk,mmr	223,000
1369	LEWOLEBA	MAUMERE		67,000
1370	LEWOLEBA	MAUMERE	via lrk	67,000
1371	LEWOLEBA	NUNUKAN	via mre,mks,pre,blp,trk	473,000
1372	LEWOLEBA	NUNUKAN	via mmr,mks,pre,blp,ptl,trk	562,000
1373	LEWOLEBA	PANTOLOAN	via mmr,mks,pre,blp	422,000
1374	LEWOLEBA	PARE-PARE	via mre,mks,pre,blp,trk,nnk,blp	640,000
1375	LEWOLEBA	PARE-PARE	via mre,mks	324,000
1376	LEWOLEBA	SURABAYA	via lrk,mmr,mks	425,000
1377	LEWOLEBA	TARAKAN	via mre,mks,pre,blp	436,000
1378	LEWOLEBA	TARAKAN	via mmr,mks,pre,blp,ptl	535,000
1379	LEWOLEBA	TG.PRIOK	via lrk,mmr,mks,sby	473,000
1380	LEWOLEBA	AMBON		227,000
1381	LEWOLEBA	FAK-FAK	via amb	358,000
1382	LEWOLEBA	SORONG	via amb,fak	415,000
1383	LEWOLEBA	MANOKWARI	via amb,fak,srg	428,000
1384	LEWOLEBA	WASIOR	via amb,fak,srg,mnw	465,000
1385	LEWOLEBA	NABIRE	via amb,fak,srg,mnw,wsr	504,000
1386	LIRUNG	BITUNG	via thn,sia	160,000
1387	LIRUNG	BITUNG	via mrr,thn,sia	160,000
1388	LIRUNG	BULI	via mrr,thn,sia,btg,tbl	326,000
1389	LIRUNG	GEBE	via mrr,thn,sia,btg,tbl,bli	367,000
1390	LIRUNG	GORONTALO	via thn,sia,btg	242,000
1391	LIRUNG	KARATUNG		38,000
1392	LIRUNG	MARORE		50,000
1393	LIRUNG	MIANGAS	via krg	70,000
1394	LIRUNG	P. TOGIAN	via thn,sia,btg,grt	287,000
1395	LIRUNG	POSO	via thn,sia,btg,grt,ptg	326,000
1396	LIRUNG	SIAU	via mrr,thn	95,000
1397	LIRUNG	SIAU	via thn	95,000
1398	LIRUNG	TAHUNA		65,000
1399	LIRUNG	TAHUNA	via mrr	65,000
1400	LIRUNG	TERNATE	via thn,sia,btg,grt,ptg,pso,ptg,grt,btg	439,000
1401	LIRUNG	TERNATE	via mrr,thn,sia,btg,tbl,bli,gbe	440,000
1402	LIRUNG	TOBELO	via mrr,thn,sia,btg	275,000
1403	LIRUNG	KAHIKITANG	via thna,	95,000
1404	LIRUNG	KAHIKITANG	via mrre, thn	95,000
1405	LOWELEBA	BALIKPAPAN	via mre,mks,pre	415,000
1406	LOWELEBA	BALIKPAPAN	via mre,mks,pre,blp,trk,nnk	614,000
1407	LOWELEBA	BAU-BAU	via mre,mks,pre,blp,trk,nnk,blp,pre,mks	760,000
1408	LOWELEBA	KUPANG		132,000
1409	LOWELEBA	MAKASSAR	via mre	223,000
1410	LOWELEBA	MAKASSAR	via mre,mks,pre,blp,trk,nnk,blp,pre	684,000
1411	LOWELEBA	MAUMERE		67,000
1412	LOWELEBA	NUNUKAN	via mre,mks,pre,blp,trk	473,000
1413	LOWELEBA	PARE-PARE	via mre,mks	324,000
1414	LOWELEBA	PARE-PARE	via mre,mks,pre,blp,trk,nnk,blp	640,000
1415	LOWELEBA	TARAKAN	via mre,mks,pre,blp	436,000
1416	LUWUK	BANGGAI		52,000
1417	LUWUK	BAU-BAU	via kdl,kdr,rha	247,000
1418	LUWUK	BENOA	via kdl,kdr,rha,bau,mks,lbj,bma,amp	479,000
1419	LUWUK	BIMA	via kdl,kdr,rha,bau,mks,lbj	393,000
1420	LUWUK	BITUNG	via grt	180,000
1421	LUWUK	BITUNG	via bgi,grt	180,000
1422	LUWUK	GORONTALO		78,000
1423	LUWUK	GORONTALO	via bgi	78,000
1424	LUWUK	KENDARI	via kdl	193,000
1425	LUWUK	KOLONEDALE		70,000
1426	LUWUK	LABUAN BAJO	via kdl,kdr,rha,bau,mks	418,000
1427	LUWUK	LEMBAR	via kdl,kdr,rha,bau,mks,lbj,bma	471,000
1428	LUWUK	MAKASSAR	via kdl,kdr,rha,bau	357,000
1429	LUWUK	RAHA	via kdl,kdr	227,000

NO	TRAYEK			Tarif (Rp./Penumpang)
1430	LUWUK	SEMARANG	via kdl,knd,rha,bau,mks,lbj,bma,lbr,bna,sby	596,000
1431	LUWUK	SURABAYA	via kdl,knd,rha,bau,mks,lbj,bma,lbr,bna	549,000
1432	MAKASSAR	AGATS	via bau,wnc,amb,bnd,smi,tua,dbi,tmk	655,000
1433	MAKASSAR	AGATS	via btg,mrt,src,fak,kmn,tmk	705,000
1434	MAKASSAR	AGATS	via bma,lbj,lrk,kpg,kib,smi,tua,dbi,tmk	689,000
1435	MAKASSAR	AMBON	via bau,nml	380,000
1436	MAKASSAR	AMBON		380,000
1437	MAKASSAR	AMBON	via bau,wnc	380,000
1438	MAKASSAR	AMBON	via bau	380,000
1439	MAKASSAR	BALIKPAPAN	via pre,blp,trl,nnk	449,000
1440	MAKASSAR	BALIKPAPAN		179,000
1441	MAKASSAR	BALIKPAPAN	via pre	179,000
1442	MAKASSAR	BANDA	via bau,amb	387,000
1443	MAKASSAR	BANDA	via bau,wnc,amb	387,000
1444	MAKASSAR	BANGGAI	via bau	288,000
1445	MAKASSAR	BANGGAI	via bau,rha,knd,kdl,lwk	403,000
1446	MAKASSAR	BATAM	via sby,tgp	512,000
1447	MAKASSAR	BATULICIN		162,000
1448	MAKASSAR	BAU-BAU	via pre,blp,trl,nnk,blp,pre,mks	595,000
1449	MAKASSAR	BAU-BAU		145,000
1450	MAKASSAR	BENOA	via lbj,bma,amp	312,000
1451	MAKASSAR	BENOA	via bma	312,000
1452	MAKASSAR	BIAK	via bau,bgi,btg,tnt,src,mwr,wsr,nbr,sri	699,000
1453	MAKASSAR	BIAK	via amb,src	685,000
1454	MAKASSAR	BIAK	via bau,nml,amb,fak,src,mwr,wsr,nbr,sri,jpr	837,000
1455	MAKASSAR	BIMA		178,000
1456	MAKASSAR	BIMA	via lbj	178,000
1457	MAKASSAR	BITUNG	via bau,bgi	460,000
1458	MAKASSAR	BITUNG	via bau,nml,amb,tnt	409,000
1459	MAKASSAR	BITUNG	via bau,rha,kdr,kdl,lwk,grt	395,000
1460	MAKASSAR	BITUNG		460,000
1461	MAKASSAR	BITUNG	via bau,rha,knd,kdl,lwk,bgi,grt	395,000
1462	MAKASSAR	CIREBON	via btl,smg	417,000
1463	MAKASSAR	DOBO	via bau,amb,bnd,tua	419,000
1464	MAKASSAR	DOBO	via bau,wnc,amb,bnd,smi,tua	555,000
1465	MAKASSAR	DOBO	via bma,lbj,lrk,kpg,kib,smi,tua	569,000
1466	MAKASSAR	ENDE	via bma,lbj,wgp	319,000
1467	MAKASSAR	FAK-FAK	via bau,amb,bnd,tua,dbi,kmn	519,000
1468	MAKASSAR	FAK-FAK	via bau,nml,amb	438,000
1469	MAKASSAR	FAK-FAK	via btg,mrt,src	532,000
1470	MAKASSAR	GORONTALO	via bau,rha,kdr,kdl,lwk	391,000
1471	MAKASSAR	GORONTALO	via bau,rha,knd,kdl,lwk,bgi	412,000
1472	MAKASSAR	JAYAPURA	via bau,bgi,btg,tnt,src,mwr,wsr,nbr,sri,bik	742,000
1473	MAKASSAR	JAYAPURA	via amb,src,bik	742,000
1474	MAKASSAR	JAYAPURA	via src,mwr,wsr,nbr	742,000
1475	MAKASSAR	JAYAPURA	via bau,src,mwr	742,000
1476	MAKASSAR	JAYAPURA	via bau,src,mwr,sri	742,000
1477	MAKASSAR	JAYAPURA	via bau,nml,amb,fak,src,mwr,wsr,nbr,sri	742,000
1478	MAKASSAR	JAYAPURA	via src,mwr,wsr,nbr,sri	742,000
1479	MAKASSAR	KAIMANA	via bau,amb,bnd,tua,dbi	464,000
1480	MAKASSAR	KAIMANA	via btg,mrt,src,fak	606,000
1481	MAKASSAR	KALABAH	via syr,mrp,lrk	291,000
1482	MAKASSAR	KALABAH	via bma,lbj,lrk,kpg	399,000
1483	MAKASSAR	KENDARI	via bau,rha	201,000
1484	MAKASSAR	KIJANG	via sby,tjp	495,000
1485	MAKASSAR	KOLONEDALE	via bau,rha,kdr	302,000
1486	MAKASSAR	KUMAI	via bin,smg	452,000
1487	MAKASSAR	KUPANG	via pre,blp,trl,nnk,blp,pre,mks,mre,lwb	693,000
1488	MAKASSAR	KUPANG	via bma,lbj,wgp,end	387,000
1489	MAKASSAR	KUPANG	via mmr,lrk	362,000
1490	MAKASSAR	KUPANG	via mre,lwb	362,000
1491	MAKASSAR	KUPANG	via mmr,lrk,lwb	362,000
1492	MAKASSAR	KUPANG	via bma,lbj,lrk	387,000
1493	MAKASSAR	KUPANG	via mmr,kpg	362,000
1494	MAKASSAR	LABUANBAJO		153,000
1495	MAKASSAR	LABUANBAJO	via bma	223,000
1496	MAKASSAR	LARANTUKA	via syr,mrp	194,000
1497	MAKASSAR	LARANTUKA	via mmr	194,000
1498	MAKASSAR	LARANTUKA	via bma,lbj	336,000
1499	MAKASSAR	LEMBAR	via lbj,bma	278,000
1500	MAKASSAR	LEWOLEBA	via pre,blp,trl,nnk,blp,pre,mks,mre	614,000
1501	MAKASSAR	LEWOLEBA	via mre	223,000
1502	MAKASSAR	LEWOLEBA	via mmr,lrk	223,000
1503	MAKASSAR	LUWUK	via bau,rha,kdr,kdl	357,000
1504	MAKASSAR	MAKASSAR	via pre,blp,trl,nnk,blp,pre	519,000
1505	MAKASSAR	MANOKWARI	via bau,bgi,btg,tnt,src	600,000
1506	MAKASSAR	MANOKWARI	via bau,nml,amb,fak,src	600,000
1507	MAKASSAR	MANOKWARI	via src	600,000
1508	MAKASSAR	MANOKWARI	via bau,src	600,000
1509	MAKASSAR	MANOKWARI	via amb,src	600,000
1510	MAKASSAR	MARAPOKOT	via syr	138,000
1511	MAKASSAR	MAUMERE	via pre,blp,trl,nnk,blp,pre,mks	570,000
1512	MAKASSAR	MAUMERE		162,000
1513	MAKASSAR	MERAUKE	via bau,wnc,amb,bnd,smi,tua,dbi,tmk,agt	739,000
1514	MAKASSAR	MERAUKE	via btg,mrt,src,fak,kmn,tmk,agt	822,000
1515	MAKASSAR	MERAUKE	via bma,lbj,lrk,kpg,kib,smi,tua,dbi,tmk,agt	784,000
1516	MAKASSAR	MOROTAI	via btg	484,000
1517	MAKASSAR	NABIRE	via bau,bgi,btg,tnt,src,mwr,wsr	655,000
1518	MAKASSAR	NABIRE	via bau,nml,amb,fak,src,mwr	655,000
1519	MAKASSAR	NABIRE	via src,mwr,wsr	655,000
1520	MAKASSAR	NABIRE	via bau,nml,amb,fak,src,mwr,wsr	655,000
1521	MAKASSAR	NAMLEA	via bau	402,000
1522	MAKASSAR	NUNUKAN	via pre,blp,trl	372,000
1523	MAKASSAR	NUNUKAN	via pre,blp,ptl,trl	439,000
1524	MAKASSAR	PANTOLOAN	via blp	269,000
1525	MAKASSAR	PANTOLOAN	via pre,blp	275,000

NO	TRAYEK			Tarif (Rp. /Penumpang)
1526	MAKASSAR	PARE-PARE	via pre,blp,trk,nnk,blp	476,000
1527	MAKASSAR	PARE-PARE		128,000
1528	MAKASSAR	RAHA	via bau	164,000
1529	MAKASSAR	SAUMLAKI	via bau,wnc,amb,bnd	447,000
1530	MAKASSAR	SAUMLAKI	via bma,lbj,lrk,kpg,klb	504,000
1531	MAKASSAR	SELAYAR		108,000
1532	MAKASSAR	SEMARANG	via bln	362,000
1533	MAKASSAR	SEMARANG	via sby,sgp	433,000
1534	MAKASSAR	SEMARANG	via sby	362,000
1535	MAKASSAR	SEMARANG	via lbj,bma,lbr,bna,sby	450,000
1536	MAKASSAR	SEMARANG		362,000
1537	MAKASSAR	SERUI	via bau,bgi,btg,tnt,srg,mwr,wsr,nbr	685,000
1538	MAKASSAR	SERUI	via bau,srg,mwr	685,000
1539	MAKASSAR	SERUI	via bau,nml,amb,fak,srg,mwr,wsr,nbr	685,000
1540	MAKASSAR	SERUI	via srg,mwr,wsr,nbr	695,000
1541	MAKASSAR	SERUI	via amb,srg,mwr	695,000
1542	MAKASSAR	SORONG	via bau,bgi,btg,tnt	532,000
1543	MAKASSAR	SORONG	via bau,nml,amb,fak	532,000
1544	MAKASSAR	SORONG	via amb	532,000
1545	MAKASSAR	SORONG		532,000
1546	MAKASSAR	SORONG	via bau	532,000
1547	MAKASSAR	SORONG	via btg,mrt	499,000
1548	MAKASSAR	SURABAYA		251,000
1549	MAKASSAR	SURABAYA	via bma,bna	360,000
1550	MAKASSAR	SURABAYA	via lbj,bma,lbr,bna	360,000
1551	MAKASSAR	TARAKAN	via pre,blp	320,000
1552	MAKASSAR	TARAKAN	via pre,blp,ptl	406,000
1553	MAKASSAR	TERNATE	via bau,bgi,btg	466,000
1554	MAKASSAR	TERNATE	via bau,nml,amb	421,000
1555	MAKASSAR	TG. PRIOK	via sby	416,000
1556	MAKASSAR	TG. PRIOK		416,000
1557	MAKASSAR	TG. PRIOK	via bma,bna,sby	421,000
1558	MAKASSAR	TIMIKA	via bau,wnc,amb,bnd,sml,tua,dbo	569,000
1559	MAKASSAR	TIMIKA	via btg,mrt,srg,fak,kmn	673,000
1560	MAKASSAR	TIMIKA	via bma,lbj,lrk,kpg,klb,sml,tua,dbo	635,000
1561	MAKASSAR	TOLI-TOLI	via blp,ptl	340,000
1562	MAKASSAR	TOLI-TOLI	via pre,blp,trk,nnk	414,000
1563	MAKASSAR	TUAL	via bau,amb,bnd	445,000
1564	MAKASSAR	TUAL	via bau,wnc,amb,bnd,sml	474,000
1565	MAKASSAR	TUAL	via bma,lbj,lrk,kpg,klb,sml	534,000
1566	MAKASSAR	WAINGAPU	via bma,lbj	274,000
1567	MAKASSAR	WANCI	via bau	205,000
1568	MAKASSAR	WASIOR	via bau,bgi,btg,tnt,srg,mwr	636,000
1569	MAKASSAR	WASIOR	via srg,mwr	636,000
1570	MAKASSAR	WASIOR	via bau,nml,amb,fak,srg,mwr	636,000
1571	MAKASSAR	AMAHAI	via bau,wnci,amb	382,000
1572	MAKASSAR	BACAN	via bau,bgi,bit,ter	436,000
1573	MAKASSAR	LARAT	via bau,wnci,amb,amh,bnd,saum	458,000
1574	MAKASSAR	SURABAYA	via btl	320,000
1575	MAKASSAR	LABUANBAJO		153,000
1576	MAKASSAR	SURABAYA	via lbj	251,000
1577	MANOKWARI	AMBON	via srg,fak	298,000
1578	MANOKWARI	AMBON	via srg	298,000
1579	MANOKWARI	AMURANG	via mwr,srg,tnt,btg	415,000
1580	MANOKWARI	BALIKPAPAN	via srg,fak,amb,nml,bau,mks	695,000
1581	MANOKWARI	BALIKPAPAN	via srg,tnt,btg,ptl	605,000
1582	MANOKWARI	BANGGAI	via srg,tnt,btg	423,000
1583	MANOKWARI	BAU-BAU	via srg,tnt,btg,bgi	526,000
1584	MANOKWARI	BAU-BAU	via srg,fak,amb,nml	526,000
1585	MANOKWARI	BAU-BAU	via srg	526,000
1586	MANOKWARI	BIAK	via wsr,nbr,sri	227,000
1587	MANOKWARI	BIAK	via nbr,sri	227,000
1588	MANOKWARI	BIAK	via wsr,nbr,sri,jpr	390,000
1589	MANOKWARI	BIAK	via sri	227,000
1590	MANOKWARI	BITUNG	via srg,tnt	402,000
1591	MANOKWARI	FAK-FAK	via srg	231,000
1592	MANOKWARI	JAYAPURA	via wsr,nbr,sri,bik	250,000
1593	MANOKWARI	JAYAPURA	via wsr,nbr	250,000
1594	MANOKWARI	JAYAPURA		250,000
1595	MANOKWARI	JAYAPURA	via nbr,sri	250,000
1596	MANOKWARI	JAYAPURA	via sri	250,000
1597	MANOKWARI	JAYAPURA	via nbr,sri,bia	250,000
1598	MANOKWARI	JAYAPURA	via wsr,nbr,sri	250,000
1599	MANOKWARI	JAYAPURA	via sri,bia	250,000
1600	MANOKWARI	MAKASSAR	via srg,tnt,btg,bgi,bau	600,000
1601	MANOKWARI	MAKASSAR	via srg,fak,amb,nml,bau	600,000
1602	MANOKWARI	MAKASSAR	via srg	600,000
1603	MANOKWARI	MAKASSAR	via srg,bau	600,000
1604	MANOKWARI	MAKASSAR	via srg,amb	600,000
1605	MANOKWARI	NABIRE	via wsr	98,000
1606	MANOKWARI	NABIRE		98,000
1607	MANOKWARI	NAMLEA	via srg,fak,amb	343,000
1608	MANOKWARI	PANTOLOAN	via srg,fak,amb,nml,bau,mks,blp	753,000
1609	MANOKWARI	PANTOLOAN	via srg,tnt,btg	469,000
1610	MANOKWARI	PANTOLOAN	via srg,tnt,btg,tol	469,000
1611	MANOKWARI	SEMARANG	via srg,mks,sby	668,000
1612	MANOKWARI	SERUI	via wsr,nbr	163,000
1613	MANOKWARI	SERUI	via nbr	163,000
1614	MANOKWARI	SERUI		163,000
1615	MANOKWARI	SORONG		132,000
1616	MANOKWARI	SURABAYA	via srg,mks	661,000
1617	MANOKWARI	SURABAYA	via srg,bau,mks	661,000
1618	MANOKWARI	SURABAYA	via srg,tnt,btg,ptl,blp	661,000
1619	MANOKWARI	SURABAYA	via srg,amb,mks	661,000
1620	MANOKWARI	TERNATE	via srg	316,000
1621	MANOKWARI	TG. PRIOK	via mwr,srg,fak,amb,nml,bau,mks	861,000

NO	TRAYEK			Tarif (Rp./Penumpang)
1622	MANOKWARI	TG.PRIOK	via srg,bau,mks,sby	861,000
1623	MANOKWARI	TG.PRIOK	via srg,tnt,btg,tol,ptl,blp,sby	861,000
1624	MANOKWARI	TG.PRIOK	via srg,amb,mks,sby	861,000
1625	MANOKWARI	TOLI-TOLI	via srg,fak,amb,nml,bau,mks,blp,ptl	803,000
1626	MANOKWARI	TOLI-TOLI	via srg,tnt,btg	453,000
1627	MANOKWARI	WASIOR		66,000
1628	MANOKWARI	BUOL	via srg,ter,bit,amr	453,000
1629	MANOKWARI	BACAN	via srg	205,000
1630	MANOKWARI	KUPANG	via srg,fak,amb	408,000
1631	MANOKWARI	LEWOLEBA	via srg,fak,amb,kpg	445,000
1632	MANOKWARI	LARANTUKA	via srg,fak,amb,kpg,lwb	455,000
1633	MANOKWARI	MAUMERE	via srg,fak,amb,kpg,lwb,ltk	479,000
1634	MARAPOKOT	KALABAH	via lrk	223,000
1635	MARAPOKOT	LARANTUKA		87,000
1636	MARAPOKOT	MAKASSAR	via syt	138,000
1637	MARAPOKOT	SELAYAR		98,000
1638	MARAPOKOT	LABUANBAJO		62,000
1639	MARAPOKOT	MAKASSAR	via lbj	185,000
1640	MARORE	BITUNG	via thn,sia	132,000
1641	MARORE	BULI	via thn,sia,btg,tbl	298,000
1642	MARORE	GEBE	via thn,sia,btg,tbl,bli	336,000
1643	MARORE	KARATUNG	via lrg	84,000
1644	MARORE	LIRUNG		50,000
1645	MARORE	MIANGAS	via lrg,ktg	130,000
1646	MARORE	SIAU	via thn	73,000
1647	MARORE	TAHUNA		43,000
1648	MARORE	TERNATE	via thn,sia,btg,tbl,bli,gbe	416,000
1649	MARORE	TOBELO	via thn,sia,btg	244,000
1650	MARORE	KAHIKITANG	via thn	73,000
1651	MAUMERE	BALIKPAPAN	via mks,pre,blp,trk,nnk	542,000
1652	MAUMERE	BALIKPAPAN	via mks,pre	340,000
1653	MAUMERE	BAU-BAU	via mks,pre,blp,trk,nnk,blp,pre,mks	687,000
1654	MAUMERE	KUANG	via mks,sby,tgp	582,000
1655	MAUMERE	KUPANG		205,000
1656	MAUMERE	KUPANG	via lrk,lwb	205,000
1657	MAUMERE	KUPANG	via lwb	205,000
1658	MAUMERE	LARANTUKA		46,000
1659	MAUMERE	LEWOLEBA		67,000
1660	MAUMERE	LEWOLEBA	via lrk	67,000
1661	MAUMERE	MAKASSAR	via mks,pre,blp,trk,nnk,blp,pre	614,000
1662	MAUMERE	MAKASSAR		162,000
1663	MAUMERE	NUNUKAN	via mks,pre,blp,trk	400,000
1664	MAUMERE	NUNUKAN	via mks,pre,blp,ptl,trk	487,000
1665	MAUMERE	PANTOLOAN	via mks,pre,blp	398,000
1666	MAUMERE	PARE-PARE	via mks,pre,blp,trk,nnk,blp	568,000
1667	MAUMERE	PARE-PARE	via mks	226,000
1668	MAUMERE	SURABAYA	via mks	377,000
1669	MAUMERE	TARAKAN	via mks,pre,blp	412,000
1670	MAUMERE	TARAKAN	via mks,pre,blp,ptl	459,000
1671	MAUMERE	TG.PRIOK	via mks,sby	448,000
1672	MAUMERE	AMBON	via ltk,kpg,lwb	413,000
1673	MAUMERE	FAK-FAK	via ltk,kpg,lwb,amb	449,000
1674	MAUMERE	SORONG	via ltk,kpg,lwb,amb,fak	510,000
1675	MAUMERE	MANOKWARI	via ltk,kpg,lwb,amb,fak,srg	578,000
1676	MAUMERE	WASIOR	via ltk,kpg,lwb,amb,fak,srg,mnw	645,000
1677	MAUMERE	NABIRE	via ltk,kpg,lwb,amb,fak,srg,mnw,wsr	684,000
1678	MAUMERE	PANTOLOAN	via lrtk, mksr, pare2, blkpn	420,000
1679	MAUMERE	PARE-PARE	via lrtk, mksr	293,000
1680	MAUMERE	BALIKPAPAN	via lrtk, mksr, pare2	378,000
1681	MAUMERE	PANTOLOAN	via lrtk, mksr, pare2, blkpn	420,000
1682	MAUMERE	TARAKAN	via lrtk, mksr, pare2, blkpn, pntln	459,000
1683	MAUMERE	NUNUKAN	via lrtk, mksr, pare2, blkpn, pntln, trkn	487,000
1684	MERAUKE	AGATS		212,000
1685	MERAUKE	AMBON	via agt,tnk,dbo,tua,sml,bnd	518,000
1686	MERAUKE	BABANG/BACAN	via agt,tnk,tua,kmn,fak,srg	535,000
1687	MERAUKE	BANDA	via agt,tnk,dbo,tua,sml	488,000
1688	MERAUKE	BANGGAI	via agt,tnk,tua,kmn,fak,srg,bbg,btg	652,000
1689	MERAUKE	BATULICIN	via agt,tnk,dbo,tua,sml,kib,kpg,lrk,lbj,bma,mks	870,000
1690	MERAUKE	BAU-BAU	via agt,tnk,dbo,tua,sml,bnd,amb,wnc	665,000
1691	MERAUKE	BAU-BAU	via agt,tnk,tua,kmn,fak,srg,bbg,btg,bgi	665,000
1692	MERAUKE	BENOA	via agt,tnk,dbo,tua,sml,bnd,amb,wnc,bau,mks,bma	794,000
1693	MERAUKE	BIMA	via agt,tnk,dbo,tua,sml,bnd,amb,wnc,bau,mks	784,000
1694	MERAUKE	BIMA	via agt,tnk,dbo,tua,sml,kib,kpg,lrk,lbj	695,000
1695	MERAUKE	BITUNG	via agt,tnk,kmn,fak,srg	606,000
1696	MERAUKE	BITUNG	via agt,tnk,kmn,fak,srg,mrt	606,000
1697	MERAUKE	BITUNG	via agt,tnk,tua,kmn,fak,srg,bbg	606,000
1698	MERAUKE	CIREBON	via agt,tnk,dbo,tua,sml,kib,kpg,lrk,lbj,bma,mks,btl,smg	1,006,000
1699	MERAUKE	DOBO	via agt,tnk	358,000
1700	MERAUKE	FAK-FAK	via agt,tnk,kmn	450,000
1701	MERAUKE	FAK-FAK	via agt,tnk,tua,kmn	450,000
1702	MERAUKE	KAIMANA	via agt,tnk	393,000
1703	MERAUKE	KAIMANA	via agt,tnk,tua	393,000
1704	MERAUKE	KALABAH	via agt,tnk,dbo,tua,sml	518,000
1705	MERAUKE	KUPANG	via agt,tnk,dbo,tua,sml,kib	550,000
1706	MERAUKE	LABUANBAJO	via agt,tnk,dbo,tua,sml,kib,kpg,lrk	660,000
1707	MERAUKE	LARANTUKA	via agt,tnk,dbo,tua,sml,kib,kpg	569,000
1708	MERAUKE	MAKASSAR	via agt,tnk,dbo,tua,sml,bnd,amb,wnc,bau	739,000
1709	MERAUKE	MAKASSAR	via agt,tnk,tua,kmn,fak,srg,bbg,btg,bgi,bau	739,000
1710	MERAUKE	MAKASSAR	via agt,tnk,dbo,tua,sml,kib,kpg,lrk,lbj,bma	784,000
1711	MERAUKE	MOROTAI	via agt,tnk,kmn,fak,srg	526,000
1712	MERAUKE	SAUMLAKI	via agt,tnk,dbo,tua	396,000
1713	MERAUKE	SEMARANG	via agt,tnk,dbo,tua,sml,kib,kpg,lrk,lbj,bma,mks,btl	1,002,000
1714	MERAUKE	SORONG	via agt,tnk,kmn,fak	518,000
1715	MERAUKE	SORONG	via agt,tnk,tua,kmn,fak	518,000
1716	MERAUKE	SURABAYA	via agt,tnk,dbo,tua,sml,bnd,amb,wnc,bau,mks,bma,bna	861,000
1717	MERAUKE	SURABAYA	via agt,tnk,tua,kmn,fak,srg,bbg,btg,bgi,bau,mks	861,000

NO	TRAYEK			Tarif (Rp./Penumpang)
1718	MERAUKE	TG.PRIOK	via agt,tmk,dbo,tua,sml,bnd,amb,wnc,bau,mks,bma,bna,sby	981,000
1719	MERAUKE	TIMIKA	via agt	262,000
1720	MERAUKE	TUAL	via agt,tmk,dbo	380,000
1721	MERAUKE	TUAL	via agt,tmk	380,000
1722	MERAUKE	WANJI	via agt,tmk,dbo,tua,sml,bnd,amb	546,000
1723	MERAUKE	AMAHAI	via agt,tmk,dobo,tual,lrt,saum,bnd	501,000
1724	MERAUKE	LARAT	via agt,tmk,dobo,tual	431,000
1725	MERAUKE	SURABAYA	via agt,tmk,dobo,tual,saum,kbh,kpg,lrm,lbj,bma,btl	970,000
1726	MIANGAS	BITUNG	via ktg,lrg,mrr,thn,sia	236,000
1727	MIANGAS	BITUNG	via krg,lrg,thn,sia	221,000
1728	MIANGAS	BULI	via ktg,lrg,mrr,thn,sia,btg,tbl	392,000
1729	MIANGAS	GEBE	via ktg,lrg,mrr,thn,sia,btg,tbl,bli	402,000
1730	MIANGAS	GORONTALO	via krg,lrg,thn,sia,btg	263,000
1731	MIANGAS	KARATUNG		35,000
1732	MIANGAS	LIRUNG	via ktg	70,000
1733	MIANGAS	MARORE	via ktg,lrg	130,000
1734	MIANGAS	P. TOGIAN	via krg,lrg,thn,sia,btg,grt	307,000
1735	MIANGAS	POSO	via krg,lrg,thn,sia,btg,grt,ptg	346,000
1736	MIANGAS	SIAU	via ktg,lrg,mrr,thn	196,000
1737	MIANGAS	SIAU	via krg,lrg,thn	173,000
1738	MIANGAS	TAHUNA	via ktg,lrg,mrr	165,000
1739	MIANGAS	TAHUNA	via krg,lrg	143,000
1740	MIANGAS	TERNATE	via krg,lrg,thn,sia,btg,grt,ptg,psa,ptg,grt,btg	453,000
1741	MIANGAS	TERNATE	via ktg,lrg,mrr,thn,sia,btg,tbl,bli,gbe	426,000
1742	MIANGAS	TOBELO	via ktg,lrg,mrr,thn,sia,btg	340,000
1743	MIANGAS	KAHIKITANG	via krtng, lrng, thun	173,000
1744	MIANGAS	KAHIKITANG	via krtng, lrng, mrr, thn	196,000
1745	MIDAI	BELINYU	via ntn,tmp,ltg,kjg	373,000
1746	MIDAI	KIJANG	via ntn,tmp,ltg	251,000
1747	MIDAI	LETUNG	via ntn,tmp	156,000
1748	MIDAI	NATUNA		31,000
1749	MIDAI	PONTIANAK	via srn	157,000
1750	MIDAI	SERASAN		52,000
1751	MIDAI	SURABAYA	via srn,ptk	385,000
1752	MIDAI	TAMBELAN	via srn	138,000
1753	MIDAI	TAREMPA	via ntn	129,000
1754	MIDAI	TG.PANDAN	via ntn,trp,ltg,kjg	401,000
1755	MIDAI	TG.PRIOK	via ntn,tmp,ltg,kjg,bny	415,000
1756	MIDAI	TG.PRIOK	via ntn,trp,ltg,kjg,tpn	415,000
1757	MOA	AMBON	via tpa,sml	319,000
1758	MOA	BULA	via tpa,sml,amb,gsr	403,000
1759	MOA	GESER	via tpa,sml,amb	378,000
1760	MOA	KISAR		34,000
1761	MOA	SAUMLAKI	via tpa	151,000
1762	MOA	TEPA		70,000
1763	MOROTAI	AGATS	via srg,fak,kmn,tmk	433,000
1764	MOROTAI	BITUNG		161,000
1765	MOROTAI	FAK-FAK	via srg	292,000
1766	MOROTAI	KAIMANA	via srg,fak	373,000
1767	MOROTAI	MERAUKE	via srg,fak,kmn,tmk,agt	526,000
1768	MOROTAI	SORONG		197,000
1769	MOROTAI	TIMIKA	via srg,fak,kmn	432,000
1770	NABIRE	AMBON	via mwr,srg,fak	379,000
1771	NABIRE	AMBON	via wsr,mwr,srg,fak	379,000
1772	NABIRE	AMURANG	via mwr,srg,tnt,btg	436,000
1773	NABIRE	BALIKPAPAN	via mwr,srg,fak,amb,nml,bau,mks	752,000
1774	NABIRE	BALIKPAPAN	via mwr,srg,tnt,btg,ptl	650,000
1775	NABIRE	BALIKPAPAN	via mwr,srg,tnt,btg,tol,ptl	650,000
1776	NABIRE	BANGGAI	via wsr,mwr,srg,tnt,btg	418,000
1777	NABIRE	BAU-BAU	via wsr,mwr,srg,tnt,btg,bgi	556,000
1778	NABIRE	BAU-BAU	via mwr,srg,fak,amb,nml	556,000
1779	NABIRE	BAU-BAU	via wsr,mwr,srg,fak,amb,nml	556,000
1780	NABIRE	BIAK	via sri	128,000
1781	NABIRE	BIAK	via sri,jpr	376,000
1782	NABIRE	BITUNG	via wsr,mwr,srg,tnt	406,000
1783	NABIRE	BITUNG	via mwr,srg,tnt	406,000
1784	NABIRE	FAK-FAK	via mwr,srg	317,000
1785	NABIRE	FAK-FAK	via wsr,mwr,srg	317,000
1786	NABIRE	JAYAPURA	via sri,bik	235,000
1787	NABIRE	MAKASSAR	via wsr,mwr,srg,tnt,btg,bgi,bau	655,000
1788	NABIRE	MAKASSAR	via mwr,srg,fak,amb,nml,bau	655,000
1789	NABIRE	MAKASSAR	via wsr,mwr,srg	655,000
1790	NABIRE	MAKASSAR	via wsr,mwr,srg,fak,amb,nml,bau	655,000
1791	NABIRE	MANOKWARI		98,000
1792	NABIRE	MANOKWARI	via wsr	98,000
1793	NABIRE	NAMLEA	via mwr,srg,fak,amb	392,000
1794	NABIRE	PANTOLOAN	via mwr,srg,fak,amb,nml,bau,mks,blp	810,000
1795	NABIRE	PANTOLOAN	via mwr,srg,tnt,btg	500,000
1796	NABIRE	PANTOLOAN	via mwr,srg,tnt,btg,tol	500,000
1797	NABIRE	SEMARANG	via wsr,mwr,srg,mks,sby	730,000
1798	NABIRE	SERUI		57,000
1799	NABIRE	SORONG	via wsr,mwr	223,000
1800	NABIRE	SURABAYA	via wsr,mwr,srg,mks	724,000
1801	NABIRE	SURABAYA	via mwr,srg,tnt,btg,ptl,blp	724,000
1802	NABIRE	TERNATE	via wsr,mwr,srg	396,000
1803	NABIRE	TERNATE	via mwr,srg	396,000
1804	NABIRE	TG. PRIOK	via wsr,mwr,srg,fak,amb,nml,bau,mks	917,000
1805	NABIRE	TG. PRIOK	via mwr,srg,tnt,btg,tol,ptl,blp,sby	917,000
1806	NABIRE	TOLI-TOLI	via mwr,srg,fak,amb,nml,bau,mks,blp,ptl	858,000
1807	NABIRE	TOLI-TOLI	via mwr,srg,tnt,btg	484,000
1808	NABIRE	WASIOR		70,000
1809	NABIRE	BUOL	via mnw,srg,ter,bit,amr	484,000
1810	NABIRE	BACAN	via sri,biak,mwr,srg	392,000
1811	NABIRE	KUPANG	via wsr,mnw,srg,fak,amb	464,000
1812	NABIRE	LEWOLEBA	via wsr,mnw,srg,fak,amb,kpg	501,000
1813	NABIRE	LARANTUKA	via wsr,mnw,srg,fak,amb,kpg,lwb	511,000

NO	TRAYEK			Tarif (Rp./Penumpang)
1814	NABIRE	MAUMERE	via wsr,mnw,srg,fak,amb,kpg,lwb,ltk	536,000
1815	NAMLEA	AMBON		55,000
1816	NAMLEA	BALIKPAPAN	via bau,mks	428,000
1817	NAMLEA	BANGGAI	via snn,tnt,btg	359,000
1818	NAMLEA	BATAM	via bau,mks,sby,tgp	684,000
1819	NAMLEA	BAU-BAU		293,000
1820	NAMLEA	BAU-BAU	via snn,tnt,btg,bgi	431,000
1821	NAMLEA	BIAK	via amb,fak,srg,mwr,wsr,nbr,sri,jpr	523,000
1822	NAMLEA	BITUNG	via snn,tnt	346,000
1823	NAMLEA	BITUNG	via amb,tnt	255,000
1824	NAMLEA	BULA	via amb,gsr	150,000
1825	NAMLEA	FAK-FAK	via amb	216,000
1826	NAMLEA	GESER	via amb	182,000
1827	NAMLEA	JAYAPURA	via amb,fak,srg,mwr,wsr,nbr,sri	428,000
1828	NAMLEA	KIJANG	via bau,mks,sby,tjp	694,000
1829	NAMLEA	MAKASSAR	via bau	380,000
1830	NAMLEA	MAKASSAR	via snn,tnt,btg,bgi,bau	449,000
1831	NAMLEA	MANOKWARI	via amb,fak,srg	343,000
1832	NAMLEA	NABIRE	via amb,fak,srg,mwr	392,000
1833	NAMLEA	NABIRE	via amb,fak,srg,mwr,wsr	392,000
1834	NAMLEA	PANTOLOAN	via bau,mks,blp	486,000
1835	NAMLEA	SANANA		100,000
1836	NAMLEA	SERUI	via amb,fak,srg,mwr,wsr,nbr	430,000
1837	NAMLEA	SORONG	via amb,fak	242,000
1838	NAMLEA	SURABAYA	via bau,mks	502,000
1839	NAMLEA	TERNATE	via amb	184,000
1840	NAMLEA	TERNATE	via snn	178,000
1841	NAMLEA	TG. PRIOK	via bau,mks	613,000
1842	NAMLEA	TG. PRIOK	via bau,mks,sby	613,000
1843	NAMLEA	TOLI-TOLI	via bau,mks,blp,ptl	535,000
1844	NAMLEA	WASIOR	via amb,fak,srg,mwr	390,000
1845	NAMROLE	AMBON		52,000
1846	NATUNA	BELINYU	via tmp,ltg,kjg	365,000
1847	NATUNA	KIJANG	via tmp,ltg	232,000
1848	NATUNA	LETUNG	via tmp	132,000
1849	NATUNA	MIDAI		31,000
1850	NATUNA	PONTIANAK	via mdi,srn	161,000
1851	NATUNA	SERASAN	via mdi	57,000
1852	NATUNA	SURABAYA	via mdi,srn,ptk	397,000
1853	NATUNA	TAMBELAN	via mdi,srn	162,000
1854	NATUNA	TAREMPA		91,000
1855	NATUNA	TG. PANDAN	via trp,ltg,kjg	390,000
1856	NATUNA	TG. PRIOK	via tmp,ltg,kjg,bny	407,000
1857	NATUNA	TG. PRIOK	via trp,ltg,kjg,tpn	407,000
1858	NUNUKAN	BALIKPAPAN		249,000
1859	NUNUKAN	BALIKPAPAN	via tli	338,000
1860	NUNUKAN	BAU-BAU	via blp,pre,mks	426,000
1861	NUNUKAN	KUPANG	via blp,pre,mks,mre,lwb	468,000
1862	NUNUKAN	LEWOLEBA	via blp,pre,mks,mre	450,000
1863	NUNUKAN	LEWOLEBA	via tli,blp,pre,mks,mnr	461,000
1864	NUNUKAN	MAKASSAR	via blp,pre	355,000
1865	NUNUKAN	MAKASSAR	via tli,blp,pre	387,000
1866	NUNUKAN	MAUMERE	via blp,pre,mks	396,000
1867	NUNUKAN	MAUMERE	via tli,blp,pre,mks	424,000
1868	NUNUKAN	PARE-PARE	via blp	291,000
1869	NUNUKAN	PARE-PARE	via tli,blp	372,000
1870	NUNUKAN	SEMARANG	via blp,pre,mks	514,000
1871	NUNUKAN	TOLI-TOLI		195,000
1872	NUNUKAN	LARANTUKA	via toli2, blkpn, pare2, mks, mmre	484,000
1873	NUNUKAN	LARANTUKA	via toli2, blkpn, pare2, mks, mmre	484,000
1874	P. TOGIAN	AMBON	via grt,btg,tnt,snn,nml	388,000
1875	P. TOGIAN	BITUNG	via grt	155,000
1876	P. TOGIAN	GORONTALO		53,000
1877	P. TOGIAN	NAMLEA	via grt,btg,tnt,snn	379,000
1878	P. TOGIAN	POSO		53,000
1879	P. TOGIAN	SANANA	via grt,btg,tnt	330,000
1880	P. TOGIAN	TERNATE	via grt,btg	238,000
1881	PADANG	GN. SITOLI		134,000
1882	PADANG	SIBOLGA	via gsr	146,000
1883	PADANG	TG. PRIOK		269,000
1884	PANTOLOAN	AMBON	via blp,mks,bau,nml	488,000
1885	PANTOLOAN	AMURANG	via tol	231,000
1886	PANTOLOAN	BALIKPAPAN		108,000
1887	PANTOLOAN	BALIKPAPAN	via trk,nnk	386,000
1888	PANTOLOAN	BAU-BAU	via blp,mks	378,000
1889	PANTOLOAN	BAU-BAU	via trk,nnk,blp,pre,mks	659,000
1890	PANTOLOAN	BIAK	via tol,btg,tnt,srg,mwr,nbr,sri	515,000
1891	PANTOLOAN	BITUNG		270,000
1892	PANTOLOAN	BITUNG	via tol	270,000
1893	PANTOLOAN	FAK-FAK	via blp,mks,bau,nml,amb	591,000
1894	PANTOLOAN	JAYAPURA	via btg,tnt,srg,mwr,nbr,sri	610,000
1895	PANTOLOAN	JAYAPURA	via tol,btg,tnt,srg,mwr,nbr,sri,bia	610,000
1896	PANTOLOAN	MAKASSAR	via blp	269,000
1897	PANTOLOAN	MAKASSAR	via trk,nnk,blp,pre	585,000
1898	PANTOLOAN	MANOKWARI	via blp,mks,bau,nml,amb,fak,srg	753,000
1899	PANTOLOAN	MANOKWARI	via btg,tnt,srg	469,000
1900	PANTOLOAN	MANOKWARI	via tol,btg,tnt,srg	469,000
1901	PANTOLOAN	NABIRE	via blp,mks,bau,nml,amb,fak,srg,mwr	810,000
1902	PANTOLOAN	NABIRE	via btg,tnt,srg,mwr	500,000
1903	PANTOLOAN	NABIRE	via tol,btg,tnt,srg,mwr	500,000
1904	PANTOLOAN	NAMLEA	via blp,mks,bau	486,000
1905	PANTOLOAN	NUNUKAN	via trk	305,000
1906	PANTOLOAN	PARE-PARE	via trk,nnk,blp	414,000
1907	PANTOLOAN	SERUI	via btg,tnt,srg,mwr,nbr	508,000
1908	PANTOLOAN	SERUI	via tol,btg,tnt,srg,mwr,nbr	508,000
1909	PANTOLOAN	SORONG	via blp,mks,bau,nml,amb,fak	685,000

NO	TRAYEK			Tarif (Rp./Penumpang)
1910	PANTOLOAN	SORONG	via btg,tnt	401,000
1911	PANTOLOAN	SORONG	via tol,btg,tnt	448,000
1912	PANTOLOAN	SURABAYA	via blp	437,000
1913	PANTOLOAN	TARAKAN		247,000
1914	PANTOLOAN	TERNATE	via btg	336,000
1915	PANTOLOAN	TERNATE	via tol,btg	336,000
1916	PANTOLOAN	TG.PRIOK	via blp,sby	499,000
1917	PANTOLOAN	TOLI-TOLI		87,000
1918	PARE-PARE	BALIKPAPAN	via blp,trk,nnk	437,000
1919	PARE-PARE	BALIKPAPAN		163,000
1920	PARE-PARE	BAU-BAU	via blp,trk,nnk,blp,pre,mks	583,000
1921	PARE-PARE	BAU-BAU	via mks	198,000
1922	PARE-PARE	KUPANG	via blp,trk,nnk,blp,pre,mks,mre,lwb	681,000
1923	PARE-PARE	KUPANG	via mks,mre,lwb	390,000
1924	PARE-PARE	LEWOLEBA	via blp,trk,nnk,blp,pre,mks,mre	601,000
1925	PARE-PARE	LEWOLEBA	via mks,mre	324,000
1926	PARE-PARE	MAKASSAR	via blp,trk,nnk,blp,pre	509,000
1927	PARE-PARE	MAKASSAR		128,000
1928	PARE-PARE	MAUMERE	via blp,trk,nnk,blp,pre,mks	557,000
1929	PARE-PARE	MAUMERE	via mks	226,000
1930	PARE-PARE	NUNUKAN	via blp,trk	355,000
1931	PARE-PARE	NUNUKAN	via blp,ptl,trk	428,000
1932	PARE-PARE	PANTOLOAN	via blp	259,000
1933	PARE-PARE	PARE-PARE	via blp,trk,nnk,blp	464,000
1934	PARE-PARE	SEMARANG	via mks	421,000
1935	PARE-PARE	TARAKAN	via blp	280,000
1936	PARE-PARE	TARAKAN	via blp,ptl	393,000
1937	PARE-PARE	TOLI-TOLI	via blp,trk,nnk	402,000
1938	PARE-PARE	LARANTUKA	via mksr, mmre	268,000
1939	PARE-PARE (AWERANGE)	BONTANG		175,000
1940	PARE-PARE (AWERANGE)	BIMA	via mks	195,000
1941	PARE-PARE (AWERANGE)	LABUANBAJO	via mks, bma	235,000
1942	PONTIANAK	BELINYU	via srn,mdi,ntn,tmp,ltg,kjg	404,000
1943	PONTIANAK	KIJANG	via srn,mdi,ntn,tmp,ltg	330,000
1944	PONTIANAK	KUMAI	via smg	373,000
1945	PONTIANAK	LETUNG	via srn,mdi,ntn,tmp	309,000
1946	PONTIANAK	MIDAI	via srn	157,000
1947	PONTIANAK	NATUNA	via srn,mdi	161,000
1948	PONTIANAK	SEMARANG		254,000
1949	PONTIANAK	SERASAN		155,000
1950	PONTIANAK	SURABAYA		306,000
1951	PONTIANAK	SURABAYA	via smg,kmi	398,000
1952	PONTIANAK	TAMBELAN		71,000
1953	PONTIANAK	TAREMPA	via srn,mdi,ntn	241,000
1954	PONTIANAK	TG.PANDAN		165,000
1955	PONTIANAK	TG.PANDAN	via srn,mdi,ntn,trp,ltg,kjg	402,000
1956	PONTIANAK	TG.PRIOK	via srn,mdi,ntn,tmp,ltg,kjg,bny	490,000
1957	PONTIANAK	TG.PRIOK	via tpd	261,000
1958	PONTIANAK	TG.PRIOK		235,000
1959	PONTIANAK	TG.PRIOK	via srn,mdi,ntn,trp,ltg,kjg,tpn	490,000
1960	POSO	AMBON	via ptg,grt,btg,tnt,snn,nml	422,000
1961	POSO	BITUNG	via ptg,grt	201,000
1962	POSO	GORONTALO	via ptg	100,000
1963	POSO	NAMLEA	via ptg,grt,btg,tnt,snn	391,000
1964	POSO	P. TOGIAN		53,000
1965	POSO	SANANA	via ptg,grt,btg,tnt	372,000
1966	POSO	TERNATE	via ptg,grt,btg	283,000
1967	RAHA	BANGGAI	via knd,kdl,lwk	249,000
1968	RAHA	BAU-BAU		52,000
1969	RAHA	BENOA	via bau,mks,lbj,bma,amp	405,000
1970	RAHA	BIMA	via bau,mks,lbj	314,000
1971	RAHA	BITUNG	via kdr,kdl,lwk,grt	371,000
1972	RAHA	BITUNG	via knd,kdl,lwk,bgi,grt	371,000
1973	RAHA	GORONTALO	via kdr,kdl,lwk	295,000
1974	RAHA	GORONTALO	via knd,kdl,lwk,bgi	295,000
1975	RAHA	KENDARI		52,000
1976	RAHA	KOLONEDALE	via kdr	166,000
1977	RAHA	LABUANBAJO	via bau,mks	265,000
1978	RAHA	LEMBAR	via bau,mks,lbj,bma	391,000
1979	RAHA	LUWUK	via kdr,kdl	227,000
1980	RAHA	MAKASSAR	via bau	164,000
1981	RAHA	SEMARANG	via bau,mks,lbj,bma,lbr,bna,sby	477,000
1982	RAHA	SURABAYA	via bau,mks,lbj,bma,lbr,bna	431,000
1983	ROTE	BENOA	via sbu,end,wgp,bma	382,000
1984	ROTE	BIMA	via sbu,end,wgp	231,000
1985	ROTE	ENDE	via sbu	100,000
1986	ROTE	KALABAH	via kpg,lrk	108,000
1987	ROTE	KUPANG		32,000
1988	ROTE	LARANTUKA	via kpg	93,000
1989	ROTE	SABU		46,000
1990	ROTE	SURABAYA	via sbu,end,wgp,bma,bna	425,000
1991	ROTE	WAINGAPU	via sbu,end	164,000
1992	SABU	BENOA	via end,wgp,bma	329,000
1993	SABU	BIMA	via end,wgp	198,000
1994	SABU	ENDE		59,000
1995	SABU	KALABAH	via rte,kpg,lrk	207,000
1996	SABU	KUPANG	via rte	73,000
1997	SABU	LARANTUKA	via rte,kpg	148,000
1998	SABU	ROTE		46,000
1999	SABU	SURABAYA	via end,wgp,bma,bna	395,000
2000	SABU	WAINGAPU	via end	125,000
2001	SAMPIT	AGATS	via sby,bna,bma,lbj,mks,bau,wnc,amb,bnd,sml,tua,dbo,tmk	940,000
2002	SAMPIT	AGATS	via sby,btl,mks,bma,lbj,lrk,kpg,kib,sml,tua,dbo,tmk	960,000
2003	SAMPIT	AMBON	via sby,bna,bma,lbj,mks,bau,wnc	620,000
2004	SAMPIT	BALIKPAPAN	via sby,btl,bru,blg,grt	474,000
2005	SAMPIT	BALIKPAPAN	via smg,btl,bru,blg	497,000

NO	TRAYEK			Tarif (Rp. /Penumpang)
2006	SAMPIT	BALIKPAPAN	via smg,btl,bru,blg,bon	563,000
2007	SAMPIT	BANDA	via sby,bna,bma,lbj,mks,bau,wnc,amb	660,000
2008	SAMPIT	BARRU	via sby,btl	430,000
2009	SAMPIT	BARRU	via smg,btl	391,000
2010	SAMPIT	BATULICIN	via sby	317,000
2011	SAMPIT	BATULICIN	via smg	391,000
2012	SAMPIT	BAU-BAU	via sby,bna,bma,lbj,mks	508,000
2013	SAMPIT	BAWEAN		137,000
2014	SAMPIT	BELANG-BELANG	via sby,btl,bru	399,000
2015	SAMPIT	BELANG-BELANG	via smg,btl,bru	433,000
2016	SAMPIT	BENOA	via sby	315,000
2017	SAMPIT	BIMA	via sby,bna	395,000
2018	SAMPIT	BIMA	via sby,btl,mks	451,000
2019	SAMPIT	BONTANG	via smg,btl,bru,blg	521,000
2020	SAMPIT	CIREBON	via smg	238,000
2021	SAMPIT	DOBO	via sby,bna,bma,lbj,mks,bau,wnc,amb,bnd,smi,tua	850,000
2022	SAMPIT	DOBO	via sby,btl,mks,bma,lbj,lrk,kpg,klb,smi,tua	841,000
2023	SAMPIT	KALABAH	via sby,btl,mks,bma,lbj,lrk,kpg	620,000
2024	SAMPIT	KUPANG	via sby,btl,mks,bma,lbj,lrk	589,000
2025	SAMPIT	LABUANBAJO	via sby,bna,bma	385,000
2026	SAMPIT	LABUANBAJO	via sby,btl,mks,bma	478,000
2027	SAMPIT	LARANTUKA	via sby,btl,mks,bma,lbj	556,000
2028	SAMPIT	MAKASSAR	via sby,bna,bma,lbj	432,000
2029	SAMPIT	MAKASSAR	via sby,btl	409,000
2030	SAMPIT	MERAUKE	via sby,bna,bma,lbj,mks,bau,wnc,amb,bnd,smi,tua,dbo,tmk,agt	1,057,000
2031	SAMPIT	MERAUKE	via sby,btl,mks,bma,lbj,lrk,kpg,klb,smi,tua,dbo,tmk,agt	1,056,000
2032	SAMPIT	SAUMLAKI	via sby,bna,bma,lbj,mks,bau,wnc,amb,bnd	753,000
2033	SAMPIT	SAUMLAKI	via sby,btl,mks,bma,lbj,lrk,kpg,klb	776,000
2034	SAMPIT	SEMARANG		192,000
2035	SAMPIT	SURABAYA		177,000
2036	SAMPIT	SURABAYA	via bwn	177,000
2037	SAMPIT	TANAH GROGOT	via sby,btl,bru,blg	455,000
2038	SAMPIT	TANAH GROGOT	via smg,btl,bru,blg,blp	518,000
2039	SAMPIT	TANAH GROGOT	via smg,btl,bru,blg,bon,blp	583,000
2040	SAMPIT	TIMIKA	via sby,bna,bma,lbj,mks,bau,wnc,amb,bnd,smi,tua,dbo	906,000
2041	SAMPIT	TIMIKA	via sby,btl,mks,bma,lbj,lrk,kpg,klb,smi,tua,dbo	906,000
2042	SAMPIT	TUAL	via sby,bna,bma,lbj,mks,bau,wnc,amb,bnd,smi	816,000
2043	SAMPIT	TUAL	via sby,btl,mks,bma,lbj,lrk,kpg,klb,smi	807,000
2044	SAMPIT	WANCI	via sby,bna,bma,lbj,mks,bau	534,000
2045	SAMPIT	BONTANG	via smg, blc, pre	495,000
2046	SAMPIT	KARIMUN JAWA	via smg	223,000
2047	SAMPIT	KUMAI	via sby	319,000
2048	SAMPIT	PARE-PARE (AWERANGE)	via smg, blc	406,000
2049	SAMPIT	SEMARANG	via sby, kmai	396,000
2050	SANANA	AMBON	via nml	163,000
2051	SANANA	BANGGAI	via tnt,btg	314,000
2052	SANANA	BAU-BAU	via tnt,btg,bgi	390,000
2053	SANANA	BITUNG	via tnt	289,000
2054	SANANA	BULA	via nml,amb,gsr	319,000
2055	SANANA	GESER	via nml,amb	274,000
2056	SANANA	MAKASSAR	via tnt,btg,bgi,bau	416,000
2057	SANANA	NAMLEA		100,000
2058	SANANA	TERNATE		108,000
2059	SAUMLAKI	AGATS	via tua,dbo,tmk	360,000
2060	SAUMLAKI	AMBON		250,000
2061	SAUMLAKI	AMBON	via bnd	250,000
2062	SAUMLAKI	BANDA		175,000
2063	SAUMLAKI	BATULICIN	via klb,kpg,lrk,lbj,bma,mks	589,000
2064	SAUMLAKI	BAU-BAU	via bnd,amb,wnc	402,000
2065	SAUMLAKI	BENOA	via bnd,amb,wnc,bau,mks,bma	491,000
2066	SAUMLAKI	BIMA	via bnd,amb,wnc,bau,mks	468,000
2067	SAUMLAKI	BIMA	via klb,kpg,lrk,lbj	417,000
2068	SAUMLAKI	BULA	via amb,gsr	288,000
2069	SAUMLAKI	CIREBON	via klb,kpg,lrk,lbj,bma,mks,btl,smg	782,000
2070	SAUMLAKI	DOBO	via tua	182,000
2071	SAUMLAKI	GESER	via amb	257,000
2072	SAUMLAKI	KALABAH		223,000
2073	SAUMLAKI	KISAR	via tpa,moa	180,000
2074	SAUMLAKI	KUPANG	via klb	317,000
2075	SAUMLAKI	LABUANBAJO	via klb,kpg,lrk	439,000
2076	SAUMLAKI	LARANTUKA	via klb,kpg	373,000
2077	SAUMLAKI	MAKASSAR	via bnd,amb,wnc,bau	447,000
2078	SAUMLAKI	MAKASSAR	via klb,kpg,lrk,lbj,bma	504,000
2079	SAUMLAKI	MERAUKE	via tua,dbo,tmk,agt	396,000
2080	SAUMLAKI	MOA	via tpa	151,000
2081	SAUMLAKI	NAMLEA	via amb	296,000
2082	SAUMLAKI	SANANA	via amb,nml	362,000
2083	SAUMLAKI	SEMARANG	via klb,kpg,lrk,lbj,bma,mks,btl	721,000
2084	SAUMLAKI	SURABAYA	via bnd,amb,wnc,bau,mks,bma,bna	573,000
2085	SAUMLAKI	TEPA		72,000
2086	SAUMLAKI	TG. PRIOK	via bnd,amb,wnc,bau,mks,bma,bna,sby	693,000
2087	SAUMLAKI	TIMIKA	via tua,dbo	255,000
2088	SAUMLAKI	TUAL		127,000
2089	SAUMLAKI	WANCI	via bnd,amb	397,000
2090	SAUMLAKI	AMAHAI	via bnd	215,000
2091	SAUMLAKI	LARAT		70,000
2092	SELAYAR	KALABAH	via mrp,lrk	302,000
2093	SELAYAR	LARANTUKA	via mrp	193,000
2094	SELAYAR	MAKASSAR		108,000
2095	SELAYAR	MARAPOKOT		98,000
2096	SEMARANG	AGATS	via spt,sby,btl,mks,bma,lbj,lrk,kpg,klb,smi,tua,dbo,tmk	1,072,000
2097	SEMARANG	AMBON	via tgp,sby,mks,bau	687,000
2098	SEMARANG	AMBON	via sby,mks,bau	575,000
2099	SEMARANG	BALIKPAPAN	via spt,sby,btl,bru,blg,grt	596,000
2100	SEMARANG	BALIKPAPAN	via btl,bru,blg	439,000
2101	SEMARANG	BALIKPAPAN	via btl,bru,blg,bon	462,000

NO	TRAYEK			Tarif (Rp./Penumpang)
2102	SEMARANG	BALIKPAPAN	via mks,pre	398,000
2103	SEMARANG	BALIKPAPAN	via smg	396,000
2104	SEMARANG	BANDA	via tgp,sby,mks,bau,amb	700,000
2105	SEMARANG	BANDA	via sby,mks,bau,amb	585,000
2106	SEMARANG	BANGGAI	via bna,lbr,bma,lbj,mks,bau,rha,knd,kdl,lwk	620,000
2107	SEMARANG	BANJARMASIN		209,000
2108	SEMARANG	BARRU	via spt,sby,btl	478,000
2109	SEMARANG	BARRU	via btl	373,000
2110	SEMARANG	BATULICIN	via spt,sby	431,000
2111	SEMARANG	BATULICIN		236,000
2112	SEMARANG	BAU-BAU	via tgp,sby,mks	493,000
2113	SEMARANG	BAU-BAU	via sby,mks	443,000
2114	SEMARANG	BAU-BAU	via bna,lbr,bma,lbj,mks	464,000
2115	SEMARANG	BELANG-BELANG	via spt,sby,btl,bru	521,000
2116	SEMARANG	BELANG-BELANG	via btl,bru	406,000
2117	SEMARANG	BENOA		242,000
2118	SEMARANG	BIMA	via bln,mks,lbj	397,000
2119	SEMARANG	BIMA	via spt,sby,btl,mks	555,000
2120	SEMARANG	BIMA	via bna,lbr	358,000
2121	SEMARANG	BITUNG	via bna,lbr,bma,lbj,mks,bau,rha,knd,kdl,lwk,bgi,grt	715,000
2122	SEMARANG	BONTANG	via btl,bru,blg	421,000
2123	SEMARANG	CIREBON		62,000
2124	SEMARANG	DOBO	via tgp,sby,mks,bau,amb,bnd,tua	753,000
2125	SEMARANG	DOBO	via sby,mks,bau,amb,bnd,tua	629,000
2126	SEMARANG	DOBO	via spt,sby,btl,mks,bma,lbj,lrk,kpg,kib,smi,tua	952,000
2127	SEMARANG	FAK-FAK	via tgp,sby,mks,bau,amb,bnd,tua,dbn,kmn	854,000
2128	SEMARANG	FAK-FAK	via sby,mks,bau,amb,bnd,tua,dbn,kmn	729,000
2129	SEMARANG	GORONTALO	via bna,lbr,bma,lbj,mks,bau,rha,knd,kdl,lwk,bgi	664,000
2130	SEMARANG	KAJMANA	via tgp,sby,mks,bau,amb,bnd,tua,dbn	798,000
2131	SEMARANG	KAJMANA	via sby,mks,bau,amb,bnd,tua,dbn	675,000
2132	SEMARANG	KALABAH	via spt,sby,btl,mks,bma,lbj,lrk,kpg	733,000
2133	SEMARANG	KENDARI	via bna,lbr,bma,lbj,mks,bau,rha	497,000
2134	SEMARANG	KOLONDALE	via bna,lbr,bma,lbj,mks,bau,rha,knd	556,000
2135	SEMARANG	KUMAI		168,000
2136	SEMARANG	KUPANG	via spt,sby,btl,mks,bma,lbj,lrk	702,000
2137	SEMARANG	LABUANBAJO	via bln,mks	440,000
2138	SEMARANG	LABUANBAJO	via spt,sby,btl,mks,bma	598,000
2139	SEMARANG	LABUANBAJO	via bna,lbr,bma	396,000
2140	SEMARANG	LARANTUKA	via spt,sby,btl,mks,bma,lbj	667,000
2141	SEMARANG	LEMBAR	via bna	268,000
2142	SEMARANG	LUWUK	via bna,lbr,bma,lbj,mks,bau,rha,knd,kdl	596,000
2143	SEMARANG	MAKASSAR	via bln	362,000
2144	SEMARANG	MAKASSAR	via tgp,sby	433,000
2145	SEMARANG	MAKASSAR	via sby	363,000
2146	SEMARANG	MAKASSAR	via spt,sby,btl	459,000
2147	SEMARANG	MAKASSAR	via bna,lbr,bma,lbj	450,000
2148	SEMARANG	MAKASSAR		362,000
2149	SEMARANG	MERAUKE	via spt,sby,btl,mks,bma,lbj,lrk,kpg,kib,smi,tua,dbn,tmk,agt	1,167,000
2150	SEMARANG	NUNUKAN	via mks,pre,blp,trl	514,000
2151	SEMARANG	PARE-PARE	via mks	387,000
2152	SEMARANG	PONTIANAK		254,000
2153	SEMARANG	RAHA	via bna,lbr,bma,lbj,mks,bau	477,000
2154	SEMARANG	SAMPTI		192,000
2155	SEMARANG	SAUMLAKI	via spt,sby,btl,mks,bma,lbj,lrk,kpg,kib	888,000
2156	SEMARANG	SURABAYA	via ptk	406,000
2157	SEMARANG	SURABAYA	via smp	335,000
2158	SEMARANG	SURABAYA	via tgp	326,000
2159	SEMARANG	SURABAYA		136,000
2160	SEMARANG	SURABAYA	via kmi	316,000
2161	SEMARANG	TANAH GROGOT	via spt,sby,btl,bru,blg	577,000
2162	SEMARANG	TANAH GROGOT	via btl,bru,blg,blp	458,000
2163	SEMARANG	TANAH GROGOT	via btl,bru,blg,bon,blp	484,000
2164	SEMARANG	TARAKAN	via mks,pre,blp	485,000
2165	SEMARANG	TG. PRIOK		141,000
2166	SEMARANG	TIMIKA	via spt,sby,btl,mks,bma,lbj,lrk,kpg,kib,smi,tua,dbn	1,019,000
2167	SEMARANG	TUAL	via tgp,sby,mks,bau,amb,bnd	719,000
2168	SEMARANG	TUAL	via sby,mks,bau,amb,bnd	596,000
2169	SEMARANG	TUAL	via spt,sby,btl,mks,bma,lbj,lrk,kpg,kib,smi	919,000
2170	SEMARANG	BONTANG	via blc, pre	425,000
2171	SEMARANG	KARIMUN JAWA		82,000
2172	SEMARANG	PARE-PARE (AWERANGE)	via blc	363,000
2173	SERASAN	BELINYU	via mdi,ntn,tmp,ltg,kjg	379,000
2174	SERASAN	KIJANG	via mdi,ntn,tmp,ltg	257,000
2175	SERASAN	LETUNG	via mdi,ntn,tmp	183,000
2176	SERASAN	MIDAI		52,000
2177	SERASAN	NATUNA	via mdi	57,000
2178	SERASAN	PONTIANAK		155,000
2179	SERASAN	SURABAYA	via ptk	395,000
2180	SERASAN	TAMBELAN		75,000
2181	SERASAN	TAREMPA	via mdi,ntn	157,000
2182	SERASAN	TG. PANDAN	via mdi,ntn,tmp,ltg,kjg	380,000
2183	SERASAN	TG. PRIOK	via mdi,ntn,tmp,ltg,kjg,bny	419,000
2184	SERASAN	TG. PRIOK	via mdi,ntn,tmp,ltg,kjg,tpn	419,000
2185	SERUI	AMBON	via nbr,wsr,mwr,srg,fak	393,000
2186	SERUI	AMBON	via mwr,srg	393,000
2187	SERUI	AMURANG	via nbr,mwr,srg,tnt,btg	453,000
2188	SERUI	BALIKPAPAN	via nbr,mwr,srg,tnt,btg,ptl	669,000
2189	SERUI	BALIKPAPAN	via nbr,mwr,srg,tnt,btg,tol,ptl	669,000
2190	SERUI	BANGGAI	via nbr,wsr,mwr,srg,tnt,btg	449,000
2191	SERUI	BAU-BAU	via nbr,wsr,mwr,srg,tnt,btg,bgi	571,000
2192	SERUI	BAU-BAU	via mwr,srg	571,000
2193	SERUI	BAU-BAU	via nbr,wsr,mwr,srg,fak,amb,nml	571,000
2194	SERUI	BIAK		77,000
2195	SERUI	BIAK	via jpr	331,000
2196	SERUI	BITUNG	via nbr,wsr,mwr,srg,tnt	436,000
2197	SERUI	BITUNG	via nbr,mwr,srg,tnt	436,000

NO	TRAYEK			Tarif (Rp. /Penumpang)
2198	SERUI	FAK-FAK	via nbr,wsr,mwr,srg	359,000
2199	SERUI	JAYAPURA		187,000
2200	SERUI	JAYAPURA	via bia	193,000
2201	SERUI	MAKASSAR	via nbr,wsr,mwr,srg,tnt,btg,bgi,bau	685,000
2202	SERUI	MAKASSAR	via mwr,srg,bau	685,000
2203	SERUI	MAKASSAR	via nbr,wsr,mwr,srg,fak,amb,nml,bau	685,000
2204	SERUI	MAKASSAR	via nbr,wsr,mwr,srg	695,000
2205	SERUI	MAKASSAR	via mwr,srg,amb	685,000
2206	SERUI	MANOKWARI	via nbr	163,000
2207	SERUI	MANOKWARI		163,000
2208	SERUI	MANOKWARI	via nbr,wsr	163,000
2209	SERUI	NABIRE		57,000
2210	SERUI	NAMLEA	via nbr,wsr,mwr,srg,fak,amb	430,000
2211	SERUI	PANTOLOAN	via nbr,mwr,srg,tnt,btg	508,000
2212	SERUI	PANTOLOAN	via nbr,mwr,srg,tnt,btg,tol	508,000
2213	SERUI	SEMARANG	via nbr,wsr,mwr,srg,mks,sby	761,000
2214	SERUI	SORONG	via nbr,wsr,mwr	284,000
2215	SERUI	SORONG	via nbr,mwr	284,000
2216	SERUI	SORONG	via mwr	284,000
2217	SERUI	SURABAYA	via nbr,mwr,srg,tnt,btg,ptl,blp	754,000
2218	SERUI	SURABAYA	via mwr,srg,bau,mks	754,000
2219	SERUI	SURABAYA	via nbr,mwr,srg,tnt,btg,tol,ptl,blp	754,000
2220	SERUI	SURABAYA	via nbr,wsr,mwr,srg,mks	754,000
2221	SERUI	SURABAYA	via mwr,srg,amb,mks	754,000
2222	SERUI	TERNATE	via nbr,wsr,mwr,srg	409,000
2223	SERUI	TERNATE	via nbr,mwr,srg	409,000
2224	SERUI	TG. PRIOK	via nbr,wsr,mwr,srg,fak,amb,nml,bau,mks	980,000
2225	SERUI	TG. PRIOK	via mwr,srg,bau,mks,sby	980,000
2226	SERUI	TG. PRIOK	via nbr,mwr,srg,tnt,btg,tol,ptl,blp,sby	975,000
2227	SERUI	TG. PRIOK	via mwr,srg,amb,mks,sby	980,000
2228	SERUI	TOLI-TOLI	via nbr,mwr,srg,tnt,btg	499,000
2229	SERUI	WASIOR	via nbr	136,000
2230	SERUI	BUOL	via nbr,mnw,srg,ter,bit,amr	499,000
2231	SERUI	BACAN	via biak, mwr, srg	391,000
2232	SIAU	BITUNG		48,000
2233	SIAU	BULI	via btg,tbl	235,000
2234	SIAU	GEBE	via btg,tbl,bli	278,000
2235	SIAU	GORONTALO	via btg	151,000
2236	SIAU	KARATUNG	via thn,mrr,lrg	165,000
2237	SIAU	KARATUNG	via thn,lrg	143,000
2238	SIAU	LIRUNG	via thn,mrr	133,000
2239	SIAU	LIRUNG	via thn	95,000
2240	SIAU	MARORE	via thn	73,000
2241	SIAU	MIANGAS	via thn,mrr,lrg,ktg	196,000
2242	SIAU	MIANGAS	via thn,lrg,krq	173,000
2243	SIAU	P. TOGIAN	via btg,grt	197,000
2244	SIAU	POSO	via btg,grt,ptg	241,000
2245	SIAU	TAHUNA		35,000
2246	SIAU	TERNATE	via btg,grt,ptg,pso,ptg,grt,btg	440,000
2247	SIAU	TERNATE	via btg,tbl,bli,gbe	390,000
2248	SIAU	TOBELO	via btg	179,000
2249	SIBOLGA	PADANG		129,000
2250	SIBOLGA	TG. PRIOK	via pdg	397,000
2251	SORONG	AGATS	via fak,kmn,tmk	423,000
2252	SORONG	AMBon		195,000
2253	SORONG	AMBon	via fak	195,000
2254	SORONG	AMURANG	via tnt,btg	359,000
2255	SORONG	BABANG/BACAN		155,000
2256	SORONG	BALIKPAPAN	via fak,amb,nml,bau,mks	629,000
2257	SORONG	BALIKPAPAN	via tnt,btg,ptl	459,000
2258	SORONG	BALIKPAPAN	via tnt,btg,tol,ptl	459,000
2259	SORONG	BANGGAI	via tnt,btg	409,000
2260	SORONG	BANGGAI	via bbg,btg	409,000
2261	SORONG	BAU-BAU	via tnt,btg,bgi	458,000
2262	SORONG	BAU-BAU	via fak,amb,nml	458,000
2263	SORONG	BAU-BAU		458,000
2264	SORONG	BAU-BAU	via bbg,btg,bgi	458,000
2265	SORONG	BIAK	via mwr,wsr,nbr,sri	307,000
2266	SORONG	BIAK		307,000
2267	SORONG	BIAK	via mwr,nbr,sri	307,000
2268	SORONG	BIAK	via mwr,wsr,nbr,sri,jpr	449,000
2269	SORONG	BITUNG		334,000
2270	SORONG	BITUNG	via mrt	334,000
2271	SORONG	BITUNG	via bbg	334,000
2272	SORONG	BITUNG	via tnt	334,000
2273	SORONG	FAK-FAK		108,000
2274	SORONG	JAYAPURA	via mwr,wsr,nbr,sri,bik	349,000
2275	SORONG	JAYAPURA	via bik	349,000
2276	SORONG	JAYAPURA	via mwr,wsr,nbr	349,000
2277	SORONG	JAYAPURA	via mwr	349,000
2278	SORONG	JAYAPURA	via mwr,nbr,sri	349,000
2279	SORONG	JAYAPURA	via mwr,sri	349,000
2280	SORONG	JAYAPURA	via mwr,nbr,sri,bia	349,000
2281	SORONG	JAYAPURA	via mwr,wsr,nbr,sri	349,000
2282	SORONG	KAIMANA	via fak	214,000
2283	SORONG	MAKASSAR	via tnt,btg,bgi,bau	532,000
2284	SORONG	MAKASSAR	via fak,amb,nml,bau	532,000
2285	SORONG	MAKASSAR	via amb	532,000
2286	SORONG	MAKASSAR		532,000
2287	SORONG	MAKASSAR	via bau	532,000
2288	SORONG	MAKASSAR	via bbg,btg,bgi,bau	532,000
2289	SORONG	MANOKWARI		132,000
2290	SORONG	MERAUKE	via fak,kmn,tmk,agt	418,000
2291	SORONG	MERAUKE	via fak,kmn,tua,tmk,agt	418,000
2292	SORONG	MOROTAI		197,000
2293	SORONG	NABIRE	via mwr,wsr	223,000

NO	TRAYEK			Tarif (Rp./Penumpang)
2294	SORONG	NABIRE	via mwr	223,000
2295	SORONG	NAMLEA	via fak,amb	242,000
2296	SORONG	PANTOLOAN	via fak,amb,nml,bau,mks,blp	685,000
2297	SORONG	PANTOLOAN	via tnt,btg	401,000
2298	SORONG	PANTOLOAN	via tnt,btg,tol	448,000
2299	SORONG	SEMARANG	via mks,sby	607,000
2300	SORONG	SERUI	via mwr,wsr,nbr	284,000
2301	SORONG	SERUI	via mwr,nbr	284,000
2302	SORONG	SERUI	via mwr	284,000
2303	SORONG	SURABAYA	via amb,mks	594,000
2304	SORONG	SURABAYA	via mks	594,000
2305	SORONG	SURABAYA	via bau,mks	594,000
2306	SORONG	SURABAYA	via tnt,btg,ptl,blp	594,000
2307	SORONG	SURABAYA	via bbg,btg,bgi,bau,mks	594,000
2308	SORONG	SURABAYA	via tnt,btg,tol,ptl,blp	594,000
2309	SORONG	TERNATE		214,000
2310	SORONG	TG. PRIOK	via amb,mks,sby	794,000
2311	SORONG	TG. PRIOK	via fak,amb,nml,bau,mks	794,000
2312	SORONG	TG. PRIOK	via bau,mks,sby	794,000
2313	SORONG	TG. PRIOK	via tnt,btg,tol,ptl,blp,sby	794,000
2314	SORONG	TIMIKA	via fak,kmn	397,000
2315	SORONG	TIMIKA	via fak,kmn,tua	397,000
2316	SORONG	TOLI-TOLI	via fak,amb,nml,bau,mks,blp,ptl	735,000
2317	SORONG	TOLI-TOLI	via tnt,btg	446,000
2318	SORONG	TUAL	via fak,kmn	284,000
2319	SORONG	WASIOR	via mwr	193,000
2320	SORONG	BACAN		155,000
2321	SORONG	BUOL	via ter,bit,amr	446,000
2322	SORONG	KUPANG	via fak,amb	390,000
2323	SORONG	LEWOLEBA	via fak,amb,kpg	436,000
2324	SORONG	LARANTUKA	via fak,amb,kpg,lwb	449,000
2325	SORONG	MAUMERE	via fak,amb,kpg,lwb,ltk	413,000
2326	SURABAYA	AGATS	via bna,bma,lbj,mks,bau,wnc,amb,bnd,sml,tua,dbo,tmk	746,000
2327	SURABAYA	AGATS	via mks,btg,mrt,serg,fak,kmn,tmk	846,000
2328	SURABAYA	AGATS	via btl,mks,bma,lbj,lrk,kpg,kdb,sml,tua,dbo,tmk	875,000
2329	SURABAYA	AMBON	via mks,bau	505,000
2330	SURABAYA	AMBON	via mks,bau,nml	505,000
2331	SURABAYA	AMBON	via mks	505,000
2332	SURABAYA	AMBON	via bna,bma,lbj,mks,bau,wnc	505,000
2333	SURABAYA	AMURANG	via bpp,ptl,tol	543,000
2334	SURABAYA	BALIKPAPAN	via btl,bru,blg,grt	436,000
2335	SURABAYA	BALIKPAPAN		390,000
2336	SURABAYA	BANDA	via mks,bau,amb	515,000
2337	SURABAYA	BANDA	via bna,bma,lbj,mks,bau,wnc,amb	515,000
2338	SURABAYA	BARRU	via btl	304,000
2339	SURABAYA	BATAM	via tgp	429,000
2340	SURABAYA	BATULICIN		188,000
2341	SURABAYA	BAU-BAU	via mks	359,000
2342	SURABAYA	BAU-BAU	via bna,bma,lbj,mks	432,000
2343	SURABAYA	BAWEAN	via spt	279,000
2344	SURABAYA	BAWEAN		57,000
2345	SURABAYA	BELANG-BELANG	via btl,bru	367,000
2346	SURABAYA	BELINYU	via ptk,sern,mdi,ntn,tmp,ltg,kjg	585,000
2347	SURABAYA	BELINYU	via ptk	359,000
2348	SURABAYA	BENOA		166,000
2349	SURABAYA	BIAK	via mks,amb,serg	764,000
2350	SURABAYA	BIAK	via bpp,ptl,tol,btg,tnt,serg,mwr,nbr,sri	764,000
2351	SURABAYA	BIMA	via bna	257,000
2352	SURABAYA	BIMA	via btl,mks	421,000
2353	SURABAYA	BITUNG	via mks,bau,nml,amb,tnt	547,000
2354	SURABAYA	BITUNG	via blp,ptl	547,000
2355	SURABAYA	BITUNG	via mks	466,000
2356	SURABAYA	BITUNG	via bpp,ptl,tol	547,000
2357	SURABAYA	CIREBON	via smp,smg	581,000
2358	SURABAYA	DOBO	via mks,bau,amb,bnd,tua	560,000
2359	SURABAYA	DOBO	via bna,bma,lbj,mks,bau,wnc,amb,bnd,sml,tua	647,000
2360	SURABAYA	DOBO	via btl,mks,bma,lbj,lrk,kpg,kdb,sml,tua	755,000
2361	SURABAYA	ENDE	via bna,bma,wgp	420,000
2362	SURABAYA	FAK-FAK	via mks,bau,amb,bnd,tua,dbo,kmn	660,000
2363	SURABAYA	FAK-FAK	via mks,btg,mrt,serg	660,000
2364	SURABAYA	JAYAPURA	via mks,amb,serg,bik	809,000
2365	SURABAYA	JAYAPURA	via mks,serg,mwr,wsr,nbr	809,000
2366	SURABAYA	JAYAPURA	via mks,bau,serg,mwr	809,000
2367	SURABAYA	JAYAPURA	via blp,ptl,btg,tnt,serg,mwr,nbr,sri	809,000
2368	SURABAYA	JAYAPURA	via mks,bau,serg,mwr,sri	809,000
2369	SURABAYA	JAYAPURA	via bpp,ptl,tol,btg,tnt,serg,mwr,nbr,sri,bia	809,000
2370	SURABAYA	JAYAPURA	via mks,serg,mwr,wsr,nbr,sri	809,000
2371	SURABAYA	JAYAPURA	via blp,mks,serg,mwr,wsr,nbr	809,000
2372	SURABAYA	KAIMANA	via mks,bau,amb,bnd,tua,dbo	605,000
2373	SURABAYA	KAIMANA	via mks,btg,mrt,serg,fak	746,000
2374	SURABAYA	KALABAH	via bna,bma,wgp,end,kpg	453,000
2375	SURABAYA	KALABAH	via btl,mks,bma,lbj,lrk,kpg	536,000
2376	SURABAYA	KALABAH	via bna,bma,wgp,end,sbu,rte,kpg,lrk	487,000
2377	SURABAYA	KIJANG	via ptk,sern,mdi,ntn,tmp,ltg	476,000
2378	SURABAYA	KIJANG	via tjp	409,000
2379	SURABAYA	KUMAI		179,000
2380	SURABAYA	KUMAI	via bwn	179,000
2381	SURABAYA	KUPANG	via bna,bma,wgp,end	409,000
2382	SURABAYA	KUPANG	via mks,mmr,lrk	438,000
2383	SURABAYA	KUPANG	via mks,mmr,lrk,lwb	438,000
2384	SURABAYA	KUPANG	via btl,mks,bma,lbj,lrk	505,000
2385	SURABAYA	KUPANG	via bna,bma,wgp,end,sbu,rte	409,000
2386	SURABAYA	LABUANBAJO	via bna,bma	302,000
2387	SURABAYA	LABUANBAJO	via btl,mks,bma	393,000
2388	SURABAYA	LARANTUKA	via bna,bma,wgp,end,kpg,kdb	487,000
2389	SURABAYA	LARANTUKA	via mks,mmr	410,000

NO	TRAYEK			Tarif (Rp./Penumpang)
2390	SURABAYA	LARANTUKA	via btl,mks,bma,lbj	470,000
2391	SURABAYA	LARANTUKA	via bna,bma,wgp,end,sbu,rte,kpg	453,000
2392	SURABAYA	LETUNG	via ptk,sm,mdi,ntn,tmp	443,000
2393	SURABAYA	LEWOLEBA	via mks,mmr,lrk	425,000
2394	SURABAYA	MAKASSAR		251,000
2395	SURABAYA	MAKASSAR	via bna,bma,lbj	360,000
2396	SURABAYA	MAKASSAR	via btl	319,000
2397	SURABAYA	MAKASSAR	via blp	417,000
2398	SURABAYA	MANOKWARI	via mks,srg	661,000
2399	SURABAYA	MANOKWARI	via mks,bau,srg	661,000
2400	SURABAYA	MANOKWARI	via blp,ptl,btg,tnt,srg	661,000
2401	SURABAYA	MANOKWARI	via bpp,ptl,tol,btg,tnt,srg	661,000
2402	SURABAYA	MANOKWARI	via blp,mks,srg	933,000
2403	SURABAYA	MANOKWARI	via mks,amb,srg	661,000
2404	SURABAYA	MAUMERE	via mks	377,000
2405	SURABAYA	MERAUKE	via bna,bma,lbj,mks,bau,wnc,amb,bnd,sml,tua,dbo,tmk,agt	861,000
2406	SURABAYA	MERAUKE	via mks,btg,mrt,srg,fak,kmn,tmk,agt	963,000
2407	SURABAYA	MERAUKE	via btl,mks,bma,lbj,lrk,kpg,kib,sml,tua,dbo,tmk,agt	970,000
2408	SURABAYA	MIDAI	via ptk,sm	395,000
2409	SURABAYA	MOROTAI	via mks,btg	546,000
2410	SURABAYA	NABIRE	via mks,srg,mwr,wsr	724,000
2411	SURABAYA	NABIRE	via blp,ptl,btg,tnt,srg,mwr	724,000
2412	SURABAYA	NABIRE	via blp,mks,srg,mwr,wsr	989,000
2413	SURABAYA	NAMLEA	via mks,bau	502,000
2414	SURABAYA	NATUNA	via ptk,sm,mdi	397,000
2415	SURABAYA	PANTOLOAN	via blp	437,000
2416	SURABAYA	PONTIANAK		306,000
2417	SURABAYA	PONTIANAK	via bwn,kmi,smg	398,000
2418	SURABAYA	ROTE	via bna,bma,wgp,end,sbu	406,000
2419	SURABAYA	SABU	via bna,bma,wgp,end	397,000
2420	SURABAYA	SAMPIT		177,000
2421	SURABAYA	SAUMLAKI	via bna,bma,lbj,mks,bau,wnc,amb,bnd	573,000
2422	SURABAYA	SAUMLAKI	via btl,mks,bma,lbj,lrk,kpg,kib	691,000
2423	SURABAYA	SEMARANG	via spt	334,000
2424	SURABAYA	SEMARANG	via tgp	326,000
2425	SURABAYA	SEMARANG		136,000
2426	SURABAYA	SEMARANG	via bwn,kmi	316,000
2427	SURABAYA	SERASAN	via ptk	385,000
2428	SURABAYA	SERUI	via blp,ptl,btg,tnt,srg,mwr,nbr	754,000
2429	SURABAYA	SERUI	via mks,bau,srg,mwr	754,000
2430	SURABAYA	SERUI	via bpp,ptl,tol,btg,tnt,srg,mwr,nbr	754,000
2431	SURABAYA	SERUI	via mks,srg,mwr,wsr,nbr	754,000
2432	SURABAYA	SERUI	via mks,amb,srg,mwr	754,000
2433	SURABAYA	SORONG	via mks,amb	594,000
2434	SURABAYA	SORONG	via mks	594,000
2435	SURABAYA	SORONG	via mks,bau	594,000
2436	SURABAYA	SORONG	via blp,ptl,btg,tnt	594,000
2437	SURABAYA	SORONG	via mks,btg,mrt	594,000
2438	SURABAYA	SORONG	via bpp,ptl,tol,btg,tnt	594,000
2439	SURABAYA	SORONG	via blp,mks	865,000
2440	SURABAYA	TAMBELAN	via ptk	359,000
2441	SURABAYA	TANAH GROGOT	via btl,bru,blg	413,000
2442	SURABAYA	TAREMPA	via ptk,sm,mdi,ntn	397,000
2443	SURABAYA	TERNATE	via blp,ptl,btg	575,000
2444	SURABAYA	TERNATE	via mks,bau,nml,amb	534,000
2445	SURABAYA	TERNATE	via bpp,ptl,tol,btg	575,000
2446	SURABAYA	TG.PANDAN	via ptk	402,000
2447	SURABAYA	TG.PANDAN	via ptk,sm,mdi,ntn,trp,ltg,kjg	493,000
2448	SURABAYA	TG.PANDAN	via ptk,bln	402,000
2449	SURABAYA	TG.PRIOK	via ptk,sm,mdi,ntn,tmp,ltg,kjg,bny	640,000
2450	SURABAYA	TG.PRIOK	via ptk,tpd	410,000
2451	SURABAYA	TG.PRIOK		219,000
2452	SURABAYA	TG.PRIOK	via ptk,bln,tpn	410,000
2453	SURABAYA	TIMIKA	via bna,bma,lbj,mks,bau,wnc,amb,bnd,sml,tua,dbo	712,000
2454	SURABAYA	TIMIKA	via mks,btg,mrt,srg,fak,kmn	812,000
2455	SURABAYA	TIMIKA	via btl,mks,bma,lbj,lrk,kpg,kib,sml,tua,dbo	822,000
2456	SURABAYA	TOLI-TOLI	via bpp,ptl	445,000
2457	SURABAYA	TUAL	via mks,bau,amb,bnd	526,000
2458	SURABAYA	TUAL	via bna,bma,lbj,mks,bau,wnc,amb,bnd,sml	635,000
2459	SURABAYA	TUAL	via btl,mks,bma,lbj,lrk,kpg,kib,sml	721,000
2460	SURABAYA	WAINGAPU	via bna,bma	383,000
2461	SURABAYA	WANGI	via bna,bma,lbj,mks,bau	422,000
2462	SURABAYA	WASIOR	via mks,srg,mwr	699,000
2463	SURABAYA	WASIOR	via blp,mks,srg,mwr	970,000
2464	SURABAYA	AMAHAI	via bnoa,bma,mks,bau,wnci,ambn	513,000
2465	SURABAYA	BACAN	via mks,bau,bgi,bit,ter	582,000
2466	SURABAYA	LARAT	via bnoa,bma,mks,bau,wnci,ambn,amh,bnd,saum	586,000
2467	SURABAYA	SEMARANG	via kumai	316,000
2468	SURABAYA	MAUMERE		316,000
2469	SURABAYA	LARANTUKA	via mau	350,000
2470	SURABAYA	KUPANG	via mau,ltk	403,000
2471	SURABAYA	LEWOLEBA	via mau,ltk,kpg	425,000
2472	SURABAYA	AMBON	via mau,ltk,kpg,lwb	505,000
2473	SURABAYA	FAK-FAK	via mau,ltk,kpg,lwb,amb	595,000
2474	SURABAYA	SORONG	via mau,ltk,kpg,lwb,amb,fak	655,000
2475	SURABAYA	MANOKWARI	via mau,ltk,kpg,lwb,amb,fak,srg	724,000
2476	SURABAYA	WASIOR	via mau,ltk,kpg,lwb,amb,fak,srg,mnw	761,000
2477	SURABAYA	NABIRE	via mau,ltk,kpg,lwb,amb,fak,srg,mnw,wsr	800,000
2478	SURABAYA	LABUANBAJO		255,000
2479	SURABAYA	MARAPOKOT	via lbj	307,000
2480	SURABAYA	LEMBAR		136,000
2481	SURABAYA	WAINGAPU	via lbr	291,000
2482	SURABAYA	ENDE	via lbr,wai	334,000
2483	TAHUNA	BITUNG	via sia	94,000
2484	TAHUNA	BULI	via sia,btg,tbl	282,000
2485	TAHUNA	GEBE	via sia,btg,tbl,bl	322,000

NO	TRAYEK			Tarif (Rp. /Penumpang)
2486	TAHUNA	GORONTALO	via sia,btg	195,000
2487	TAHUNA	KARATUNG	via mrr,lrg	98,000
2488	TAHUNA	KARATUNG	via lrg	98,000
2489	TAHUNA	LIRUNG		65,000
2490	TAHUNA	LIRUNG	via mrr	65,000
2491	TAHUNA	MARORE		41,000
2492	TAHUNA	MIANGAS	via lrg,krg	143,000
2493	TAHUNA	MIANGAS	via mrr,lrg,ktg	143,000
2494	TAHUNA	P. TOGIAN	via sia,btg,grt	238,000
2495	TAHUNA	POSO	via sia,btg,grt,ptg	283,000
2496	TAHUNA	SIAU		35,000
2497	TAHUNA	TERNATE	via sia,btg,grt,ptg,psd,ptg,grt,btg	409,000
2498	TAHUNA	TERNATE	via sia,btg,tbl,bli,gbe	403,000
2499	TAHUNA	TOBELO	via sia,btg	227,000
2500	TAHUNA	KAHIKITANG		35,000
2501	TAHUNA	KAHIKITANG		35,000
2502	TAMBELAN	BELINYU	via srm,mdi,ntn,trp,ltg,kjg	398,000
2503	TAMBELAN	KIJANG	via srm,mdi,ntn,trp,ltg	322,000
2504	TAMBELAN	LETUNG	via srm,mdi,ntn,trp	250,000
2505	TAMBELAN	MIDAI	via srm	138,000
2506	TAMBELAN	NATUNA	via srm,mdi	162,000
2507	TAMBELAN	PONTIANAK		71,000
2508	TAMBELAN	SERASAN		75,000
2509	TAMBELAN	SURABAYA	via ptk	359,000
2510	TAMBELAN	TAREMPA	via srm,mdi,ntn	226,000
2511	TAMBELAN	TG. PRIOK	via srm,mdi,ntn,trp,ltg,kjg,bln	426,000
2512	TANAH GROGOT	BALIKPAPAN		35,000
2513	TANAH GROGOT	BARRU	via blg	185,000
2514	TANAH GROGOT	BATULICIN	via blg,bru	326,000
2515	TANAH GROGOT	BATULICIN		84,000
2516	TANAH GROGOT	BELANG-BELANG		98,000
2517	TANAH GROGOT	CIREBON	via blg,bru,btl,sby,smp,smg	598,000
2518	TANAH GROGOT	SAMPIT	via blg,bru,btl,sby	455,000
2519	TANAH GROGOT	SAMPIT	via btl,sby	395,000
2520	TANAH GROGOT	SEMARANG	via blg,bru,btl,sby,spt	577,000
2521	TANAH GROGOT	SEMARANG	via btl,sby,smp	423,000
2522	TANAH GROGOT	SURABAYA	via blg,bru,btl	413,000
2523	TANAH GROGOT	SURABAYA	via btl	263,000
2524	TARAKAN	BALIKPAPAN	via nnk	296,000
2525	TARAKAN	BALIKPAPAN	via nnk,tli	382,000
2526	TARAKAN	BAU-BAU	via nnk,blp,pre,mks	451,000
2527	TARAKAN	KUPANG	via nnk,blp,pre,mks,mre,lwb	564,000
2528	TARAKAN	LEWOLEBA	via nnk,blp,pre,mks,mre	436,000
2529	TARAKAN	LEWOLEBA	via nnk,tli,blp,pre,mks,mmr	566,000
2530	TARAKAN	MAKASSAR	via nnk,blp,pre	383,000
2531	TARAKAN	MAKASSAR	via nnk,tli,blp,pre	428,000
2532	TARAKAN	MAUMERE	via nnk,blp,pre,mks	450,000
2533	TARAKAN	MAUMERE	via nnk,tli,blp,pre,mks	536,000
2534	TARAKAN	NUNUKAN		66,000
2535	TARAKAN	PARE-PARE	via nnk,blp	343,000
2536	TARAKAN	PARE-PARE	via nnk,tli,blp	419,000
2537	TARAKAN	SEMARANG	via nnk,blp,pre,mks	534,000
2538	TARAKAN	TOLI-TOLI	via nnk	254,000
2539	TARAKAN	LARANTUKA	via nnkn, toli2 blkpn, pare2, mksr, mmre	553,000
2540	TARAKAN	LARANTUKA	via nnkn, toli2 blkpn, pare2, mksr, mmre	553,000
2541	TAREMPA	BELINYU	via ltg,kjg	264,000
2542	TAREMPA	KIJANG	via ltg	152,000
2543	TAREMPA	LETUNG		33,000
2544	TAREMPA	MIDAI	via ntn	129,000
2545	TAREMPA	NATUNA		91,000
2546	TAREMPA	PONTIANAK	via ntn,mdi,srm	241,000
2547	TAREMPA	SERASAN	via ntn,mdi	157,000
2548	TAREMPA	SURABAYA	via ntn,mdi,srm,ptk	397,000
2549	TAREMPA	TAMBELAN	via ntn,mdi,srm	226,000
2550	TAREMPA	TG. PANDAN	via ltg,kjg	304,000
2551	TAREMPA	TG. PRIOK	via ltg,kjg,by	409,000
2552	TAREMPA	TG. PRIOK	via ltg,kjg,tpn	398,000
2553	TEPA	AMBON	via sml	275,000
2554	TEPA	BULA	via sml,amb,gsr	310,000
2555	TEPA	GESER	via sml,amb	279,000
2556	TEPA	KISAR	via moa	100,000
2557	TEPA	MOA		70,000
2558	TEPA	SAUMLAKI		72,000
2559	TERNATE	AMBON	via snn,nml	259,000
2560	TERNATE	AMBON		179,000
2561	TERNATE	AMURANG	via btg	173,000
2562	TERNATE	BALIKPAPAN	via btg,ptl	391,000
2563	TERNATE	BALIKPAPAN	via btg,tol,ptl	391,000
2564	TERNATE	BANGGAI	via btg	270,000
2565	TERNATE	BATAM	via amb,nml,bau,mks,sby,tgp	742,000
2566	TERNATE	BAU-BAU	via btg,bgi	413,000
2567	TERNATE	BAU-BAU	via amb,nml	356,000
2568	TERNATE	BIAK	via srg,mwr,wsr,nbr,sri	420,000
2569	TERNATE	BIAK	via srg,mwr,nbr,sri	420,000
2570	TERNATE	BITUNG		155,000
2571	TERNATE	JAYAPURA	via srg,mwr,wsr,nbr,sri,bik	410,000
2572	TERNATE	JAYAPURA	via srg,mwr,nbr,sri	410,000
2573	TERNATE	JAYAPURA	via srg,mwr,nbr,sri,bia,wsr	410,000
2574	TERNATE	KIJANG	via amb,nml,bau,mks,sby,tjp	760,000
2575	TERNATE	MAKASSAR	via btg,bgi,bau	466,000
2576	TERNATE	MAKASSAR	via amb,nml,bau	421,000
2577	TERNATE	MANOKWARI	via srg	316,000
2578	TERNATE	NABIRE	via srg,mwr,wsr	396,000
2579	TERNATE	NABIRE	via srg,mwr	396,000
2580	TERNATE	NAMLEA	via snn	227,000
2581	TERNATE	NAMLEA	via amb	184,000

NO	TRAYEK			Tarif (Rp./Penumpang)
2582	TERNATE	PANTOLOAN	via btg	336,000
2583	TERNATE	PANTOLOAN	via btg,tol	336,000
2584	TERNATE	SANANA		108,000
2585	TERNATE	SERUI	via srg,mwr,wsr,nbr	409,000
2586	TERNATE	SERUI	via srg,mwr,nbr	409,000
2587	TERNATE	SORONG		214,000
2588	TERNATE	SURABAYA	via btg,ptl,blp	575,000
2589	TERNATE	SURABAYA	via amb,nml,bau,mks	534,000
2590	TERNATE	SURABAYA	via btg,tol,ptl,blp	575,000
2591	TERNATE	TG.PRIOK	via amb,nml,bau,mks,sby	656,000
2592	TERNATE	TG.PRIOK	via btg,tol,ptl,blp,sby	748,000
2593	TERNATE	TOLI-TOLI	via btg	317,000
2594	TERNATE	WASIOR	via srg,mwr	371,000
2595	TERNATE	BACAN		148,000
2596	TERNATE	BUOL	via bit,amr	317,000
2597	TG PANDAN	PONTIANAK		165,000
2598	TG PANDAN	SEMARANG	via ptk	383,000
2599	TG PRIOK	AMBON	via sby,mks,bau	615,000
2600	TG PRIOK	AMBON	via sby,mks	615,000
2601	TG PRIOK	BANDA	via sby,mks,bau,amb	626,000
2602	TG PRIOK	BAU-BAU	via sby,mks	420,000
2603	TG PRIOK	BIAK	via sby,mks,amb,srg	980,000
2604	TG PRIOK	DOBO	via sby,mks,bau,amb,bnd,tua	680,000
2605	TG PRIOK	FAK-FAK	via sby,mks,bau,amb,bnd,tua,dbo,kmn	781,000
2606	TG PRIOK	JAYAPURA	via sby,mks,amb,srg,bik	1,003,000
2607	TG PRIOK	KAIMANA	via sby,mks,bau,amb,bnd,tua,dbo	725,000
2608	TG PRIOK	MAKASSAR	via sby	416,000
2609	TG PRIOK	PONTIANAK	via tpd	261,000
2610	TG PRIOK	SEMARANG	via tpd,ptk	433,000
2611	TG PRIOK	SORONG	via sby,mks,amb	794,000
2612	TG PRIOK	SURABAYA		219,000
2613	TG PRIOK	TG PANDAN		164,000
2614	TG PRIOK	TUAL	via sby,mks,bau,amb,bnd	647,000
2615	TG. PANDAN	KIJANG	via tgp, bli	356,000
2616	TG. PANDAN	LETUNG	via tgp, bli, kjg	397,000
2617	TG. PANDAN	MIDAI	via tgp, bli, kjg, ltg, tmp, ntn	416,000
2618	TG. PANDAN	NATUNA	via tgp, bli, kjg, ltg, tmp	401,000
2619	TG. PANDAN	SERASAN	via tgp, bli, kjg, ltg, tmp, ntn, mdi	445,000
2620	TG. PANDAN	TAREMPA	via tgp, bli, kjg, ltg	416,000
2621	TG.BALAI	BATAM		33,000
2622	TG.BALAI	BELAWAN		204,000
2623	TG.BALAI	TG.PRIOK	via btm	297,000
2624	TG.PANDAN	BLINYU		103,000
2625	TG.PANDAN	PONTIANAK	via bly	165,000
2626	TG.PANDAN	SEMARANG	via bly,ptk	383,000
2627	TG.PANDAN	SURABAYA	via ptk	402,000
2628	TG.PANDAN	TG.PRIOK		164,000
2629	TG.PRIOK	AGATS	via sby,bna,bma,lbj,mks,bau,wnc,amb,bnd,sml,tua,dbo,tmk	868,000
2630	TG.PRIOK	AMBON	via sby,mks,bau,nml	615,000
2631	TG.PRIOK	AMBON	via sby,bna,bma,lbj,mks,bau,wnc	625,000
2632	TG.PRIOK	AMBON	via mks,bau,nml	541,000
2633	TG.PRIOK	AMURANG	via sby,bpp,ptl,tol	638,000
2634	TG.PRIOK	BALIKPAPAN	via mks,pre	444,000
2635	TG.PRIOK	BALIKPAPAN	via sby	441,000
2636	TG.PRIOK	BANDA	via sby,bna,bma,lbj,mks,bau,wnc,amb	635,000
2637	TG.PRIOK	BATAM		297,000
2638	TG.PRIOK	BAU-BAU	via sby,mks	420,000
2639	TG.PRIOK	BAU-BAU	via sby,bna,bma,lbj,mks	495,000
2640	TG.PRIOK	BAU-BAU	via mks	402,000
2641	TG.PRIOK	BELAWAN	via btm,tbl	396,000
2642	TG.PRIOK	BELINYU		201,000
2643	TG.PRIOK	BENOA	via sby	350,000
2644	TG.PRIOK	BIAK	via sby,bpp,ptl,tol,btg,tnt,srg,mwr,nbr,sri	980,000
2645	TG.PRIOK	BIAK	via mks,bau,nml,amb,fak,srg,mwr,wsr,nbr,sri,jpr	1,057,000
2646	TG.PRIOK	BIMA	via sby,bna	402,000
2647	TG.PRIOK	BITUNG	via sby,mks,bau,nml,amb,tnt	668,000
2648	TG.PRIOK	BITUNG	via sby,bpp,ptl,tol	668,000
2649	TG.PRIOK	BLINYU	via tpn	201,000
2650	TG.PRIOK	DOBO	via sby,bna,bma,lbj,mks,bau,wnc,amb,bnd,sml,tua	767,000
2651	TG.PRIOK	FAK-FAK	via mks,bau,nml,amb	630,000
2652	TG.PRIOK	GN. SITOLI	via pdg	382,000
2653	TG.PRIOK	JAYAPURA	via sby,mks,bau,srg,mwr	1,003,000
2654	TG.PRIOK	JAYAPURA	via sby,mks,bau,srg,mwr,sri	1,003,000
2655	TG.PRIOK	JAYAPURA	via sby,bpp,ptl,tol,btg,tnt,srg,mwr,nbr,sri,bia	1,003,000
2656	TG.PRIOK	JAYAPURA	via mks,bau,nml,amb,fak,srg,mwr,wsr,nbr,sri	1,003,000
2657	TG.PRIOK	KIJANG		310,000
2658	TG.PRIOK	KIJANG	via bny	310,000
2659	TG.PRIOK	KUPANG	via sby,mks,mmr,lrk	485,000
2660	TG.PRIOK	KUPANG	via sby,mks,mmr,lrk,lwb	485,000
2661	TG.PRIOK	LABUANBAJO	via sby,bna,bma	420,000
2662	TG.PRIOK	LARANTUKA	via sby,mks,mmr	453,000
2663	TG.PRIOK	LETUNG	via bny,kjg	376,000
2664	TG.PRIOK	LEWOLEBA	via sby,mks,mmr,lrk	473,000
2665	TG.PRIOK	MAKASSAR	via sby	416,000
2666	TG.PRIOK	MAKASSAR	via sby,bna,bma,lbj	421,000
2667	TG.PRIOK	MAKASSAR		416,000
2668	TG.PRIOK	MANOKWARI	via sby,mks,bau,srg	861,000
2669	TG.PRIOK	MANOKWARI	via sby,bpp,ptl,tol,btg,tnt,srg	814,000
2670	TG.PRIOK	MANOKWARI	via mks,bau,nml,amb,fak,srg	760,000
2671	TG.PRIOK	MANOKWARI	via sby,mks,amb,srg	861,000
2672	TG.PRIOK	MAUMERE	via sby,mks	448,000
2673	TG.PRIOK	MERAUKE	via sby,bna,bma,lbj,mks,bau,wnc,amb,bnd,sml,tua,dbo,tmk,agt	981,000
2674	TG.PRIOK	MIDAI	via bny,kjg,ltg,tmp,ntn	415,000
2675	TG.PRIOK	NABIRE	via sby,bpp,ptl,tol,btg,tnt,srg,mwr	824,000
2676	TG.PRIOK	NABIRE	via mks,bau,nml,amb,fak,srg,mwr,wsr	835,000
2677	TG.PRIOK	NAMLEA	via sby,mks,bau	613,000

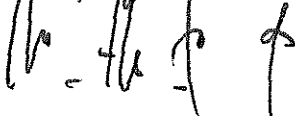
NO	TRAYEK			Tarif (Rp. /Penumpang)
2678	TG. PRIOK	NAMLEA	via mks,bau	518,000
2679	TG. PRIOK	NATUNA	via bny,kjg,ltg,tmp	407,000
2680	TG. PRIOK	NATUNA	via bny,kjg,ltg,tmp	407,000
2681	TG. PRIOK	NUNUKAN	via mks,pre,blp,trk	591,000
2682	TG. PRIOK	PADANG		269,000
2683	TG. PRIOK	PANTOLOAN	via sby,bpp	499,000
2684	TG. PRIOK	PARE-PARE	via mks	423,000
2685	TG. PRIOK	PONTIANAK	via bny,kjg,ltg,tmp,ntn,mdi,srn	490,000
2686	TG. PRIOK	PONTIANAK	via tpn,bly	261,000
2687	TG. PRIOK	PONTIANAK	via tpn	261,000
2688	TG. PRIOK	SAUMLAKI	via sby, bna, bma, lbj, mks, bau, wnc, amb, bnd	693,000
2689	TG. PRIOK	SEMARANG		141,000
2690	TG. PRIOK	SERASAN	via bny,kjg,ltg,tmp,ntn,mdi	419,000
2691	TG. PRIOK	SERUI	via sby,mks,bau,srg,mwr	980,000
2692	TG. PRIOK	SERUI	via sby,bpp,ptl,tol,btg,tnt,srg,mwr,nbr	855,000
2693	TG. PRIOK	SERUI	via mks,bau,nml,amb,fak,srg,mwr,wsr,nbr	866,000
2694	TG. PRIOK	SERUI	via sby,mks,amb,srg,mwr	981,000
2695	TG. PRIOK	SIBOLGA	via pdg,gst	386,000
2696	TG. PRIOK	SORONG	via sby,mks,bau	794,000
2697	TG. PRIOK	SORONG	via sby,bpp,ptl,tol,btg,tnt	794,000
2698	TG. PRIOK	SORONG	via mks,bau,nml,amb,fak	692,000
2699	TG. PRIOK	SURABAYA	via bny,kjg,ltg,tmp,ntn,mdi,srn,ptk	640,000
2700	TG. PRIOK	SURABAYA		219,000
2701	TG. PRIOK	SURABAYA	via tpn,ptk	410,000
2702	TG. PRIOK	TAMBELAN	via bny,kjg,ltg,tmp,ntn,mdi,srn	426,000
2703	TG. PRIOK	TARAKAN	via mks,pre,blp	564,000
2704	TG. PRIOK	TAREMPA	via bny,kjg,ltg	409,000
2705	TG. PRIOK	TERNATE	via sby,mks,bau,nml,amb	656,000
2706	TG. PRIOK	TERNATE	via sby,bpp,ptl,tol,btg	748,000
2707	TG. PRIOK	TG. BALAI	via btm	297,000
2708	TG. PRIOK	TIMIKA	via sby, bna, bma, lbj, mks, bau, wnc, amb, bnd, sml, tua, dbo	832,000
2709	TG. PRIOK	TOLI-TOLI	via mks,pre,blp,trk,nnk	670,000
2710	TG. PRIOK	TOLI-TOLI	via sby,bpp,ptl	548,000
2711	TG. PRIOK	TUAL	via sby, bna, bma, lbj, mks, bau, wnc, amb, bnd, sml	756,000
2712	TG. PRIOK	WANCI	via sby, bna, bma, lbj, mks, bau	544,000
2713	TG. PRIOK	WASIOR	via mks,bau,nml,amb,fak,srg,mwr	796,000
2714	TIMIKA	AGATS		95,000
2715	TIMIKA	AMBON	via dbo,tua,sml,bnd	425,000
2716	TIMIKA	BABANG/BACAN	via tua,kmn,fak,srg	427,000
2717	TIMIKA	BANDA	via dbo,tua,sml	384,000
2718	TIMIKA	BANGGAI	via tua,kmn,fak,srg,bbg,btg	546,000
2719	TIMIKA	BATULICIN	via dbo,tua,sml,klb,kpg,lrk,lbj,bma,mks	720,000
2720	TIMIKA	BAU-BAU	via dbo,tua,sml,bnd,amb,wnc	494,000
2721	TIMIKA	BAU-BAU	via tua,kmn,fak,srg,bbg,btg,bgi	559,000
2722	TIMIKA	BENOA	via dbo,tua,sml,bnd,amb,wnc,bau,mks,bma	653,000
2723	TIMIKA	BIMA	via dbo,tua,sml,bnd,amb,wnc,bau,mks	635,000
2724	TIMIKA	BIMA	via dbo,tua,sml,klb,kpg,lrk,lbj	547,000
2725	TIMIKA	BITUNG	via kmn,fak,srg	535,000
2726	TIMIKA	BITUNG	via kmn,fak,srg,mrt	535,000
2727	TIMIKA	BITUNG	via tua,kmn,fak,srg,bbg	535,000
2728	TIMIKA	CIREBON	via dbo,tua,sml,klb,kpg,lrk,lbj,bma,mks,btl,smg	912,000
2729	TIMIKA	DOBO		130,000
2730	TIMIKA	FAK-FAK	via kmn	329,000
2731	TIMIKA	FAK-FAK	via tua,kmn	329,000
2732	TIMIKA	KAIMANA		246,000
2733	TIMIKA	KAIMANA	via tua	246,000
2734	TIMIKA	KALABAH	via dbo,tua,sml	425,000
2735	TIMIKA	KUPANG	via dbo,tua,sml,klb	400,000
2736	TIMIKA	LABUANBAJO	via dbo,tua,sml,klb,kpg,lrk	512,000
2737	TIMIKA	LARANTUKA	via dbo,tua,sml,klb,kpg	419,000
2738	TIMIKA	MAKASSAR	via dbo,tua,sml,bnd,amb,wnc,bau	569,000
2739	TIMIKA	MAKASSAR	via tua,kmn,fak,srg,bbg,btg,bgi,bau	668,000
2740	TIMIKA	MAKASSAR	via dbo,tua,sml,klb,kpg,lrk,lbj,bma	635,000
2741	TIMIKA	MEAUKE	via agt	262,000
2742	TIMIKA	MOROTAI	via kmn,fak,srg	432,000
2743	TIMIKA	SAUMLAKI	via dbo,tua	255,000
2744	TIMIKA	SEMARANG	via dbo,tua,sml,klb,kpg,lrk,lbj,bma,mks,btl	851,000
2745	TIMIKA	SORONG	via kmn,fak	397,000
2746	TIMIKA	SORONG	via tua,kmn,fak	397,000
2747	TIMIKA	SURABAYA	via dbo,tua,sml,bnd,amb,wnc,bau,mks,bma,bna	712,000
2748	TIMIKA	SURABAYA	via tua,kmn,fak,srg,bbg,btg,bgi,bau,mks	712,000
2749	TIMIKA	TG. PRIOK	via dbo,tua,sml,bnd,amb,wnc,bau,mks,bma,bna,sby	832,000
2750	TIMIKA	TUAL	via dbo	184,000
2751	TIMIKA	TUAL		184,000
2752	TIMIKA	WANCI	via dbo,tua,sml,bnd,amb	432,000
2753	TIMIKA	AMAHAI	via dobo,tual,lrt,saum,bnd	412,000
2754	TIMIKA	LARAT	via dobo,tual	235,000
2755	TIMIKA	SURABAYA	via dobo,tual,saum,kbh,kpg,lrn,lbj,bma,mks,btl	822,000
2756	TOBELO	AMBON	via bli,gbe,tnt,btg,tnt,snn,nml	450,000
2757	TOBELO	BITUNG	via bli,gbe,tnt	326,000
2758	TOBELO	BULI		65,000
2759	TOBELO	GEBE	via bli	125,000
2760	TOBELO	NAMLEA	via bli,gbe,tnt,btg,tnt,snn	425,000
2761	TOBELO	SANANA	via bli,gbe,tnt,btg,tnt	452,000
2762	TOBELO	TERNATE	via bli,gbe	277,000
2763	TOLI-TOLI	AMBON	via plt,blp,mks,bau,nml	538,000
2764	TOLI-TOLI	AMURANG		153,000
2765	TOLI-TOLI	BALIKPAPAN	via plt	196,000
2766	TOLI-TOLI	BALIKPAPAN		196,000
2767	TOLI-TOLI	BAU-BAU	via plt,blp,mks	416,000
2768	TOLI-TOLI	BLAK	via btg,tnt,srg,mwr,nbr,ari	508,000
2769	TOLI-TOLI	BITUNG		192,000
2770	TOLI-TOLI	FAK-FAK	via plt,blp,mks,bau,nml,amb	640,000
2771	TOLI-TOLI	JAYAPURA	via btg,tnt,srg,mwr,nbr,sri,bia	595,000
2772	TOLI-TOLI	LEWOLEBA	via blp,pre,mks,mmr	409,000
2773	TOLI-TOLI	MAKASSAR	via plt,blp	340,000

NO	TRAYEK			Tarif (Rp./Penumpang)
2774	TOLI-TOLI	MAKASSAR	via blp,pre	340,000
2775	TOLI-TOLI	MANOKWARI	via plt,blp,mks,bau,nml,amb,fak,srg	803,000
2776	TOLI-TOLI	MANOKWARI	via btg,tnt,srg	453,000
2777	TOLI-TOLI	MAUMERE	via blp,pre,mks	429,000
2778	TOLI-TOLI	NABIRE	via plt,blp,mks,bau,nml,amb,fak,srg,mwr	858,000
2779	TOLI-TOLI	NABIRE	via btg,tnt,srg,mwr	484,000
2780	TOLI-TOLI	NAMLEA	via plt,blp,mks,bau	535,000
2781	TOLI-TOLI	PANTOLOAN		87,000
2782	TOLI-TOLI	PARE-PARE	via blp	319,000
2783	TOLI-TOLI	SERUI	via btg,tnt,srg,mwr,nbr	499,000
2784	TOLI-TOLI	SORONG	via plt,blp,mks,bau,nml,amb,fak	735,000
2785	TOLI-TOLI	SORONG	via btg,tnt	446,000
2786	TOLI-TOLI	SURABAYA	via plt,blp	445,000
2787	TOLI-TOLI	TERNATE	via btg	317,000
2788	TOLI-TOLI	TG.PRIOK	via plt,blp,sby	548,000
2789	TOLI-TOLI	LARANTUKA	via blkp, pare2, mksr, mmre	405,000
2790	TOLI-TOLI	LARANTUKA	via blkp, pare2, mksr, mmre	405,000
2791	TUAL	AGATS	via dbo,tmk	268,000
2792	TUAL	AGATS	via tmk	268,000
2793	TUAL	AMBON	via sml,bnd	344,000
2794	TUAL	AMBON	via bnd	257,000
2795	TUAL	BABANG/BACAN	via kmn,fak,srg	399,000
2796	TUAL	BANDA	via sml	278,000
2797	TUAL	BANDA		138,000
2798	TUAL	BANGGAI	via kmn,fak,srg,bbg,btg	482,000
2799	TUAL	BATULICIN	via sml,klb,kpg,lrk,lbj,bma,mks	618,000
2800	TUAL	BAU-BAU	via bnd,amb	376,000
2801	TUAL	BAU-BAU	via sml,bnd,amb,wnc	414,000
2802	TUAL	BAU-BAU	via kmn,fak,srg,bbg,btg,bgi	556,000
2803	TUAL	BENOA	via sml,bnd,amb,wnc,bau,mks,bma	569,000
2804	TUAL	BIMA	via sml,bnd,amb,wnc,bau,mks	501,000
2805	TUAL	BIMA	via sml,klb,kpg,lrk,lbj	447,000
2806	TUAL	BITUNG	via kmn,fak,srg,bbg	435,000
2807	TUAL	CIREBON	via sml,klb,kpg,lrk,lbj,bma,mks,btl,smg	767,000
2808	TUAL	DOBO		62,000
2809	TUAL	FAK-FAK	via dbo,kmn	240,000
2810	TUAL	FAK-FAK	via kmn	178,000
2811	TUAL	KAIMANA	via dbo	151,000
2812	TUAL	KAIMANA		151,000
2813	TUAL	KALABAHI	via sml	317,000
2814	TUAL	KUPANG	via sml,klb	362,000
2815	TUAL	LABUANBAJO	via sml,klb,kpg,lrk	410,000
2816	TUAL	LARANTUKA	via sml,klb,kpg	390,000
2817	TUAL	MAKASSAR	via bnd,amb,bau	445,000
2818	TUAL	MAKASSAR	via sml,bnd,amb,wnc,bau	474,000
2819	TUAL	MAKASSAR	via kmn,fak,srg,bbg,btg,bgi,bau	645,000
2820	TUAL	MAKASSAR	via sml,klb,kpg,lrk,lbj,bma	534,000
2821	TUAL	MERAUKE	via dbo,tmk,agt	380,000
2822	TUAL	MERAUKE	via tmk,agt	380,000
2823	TUAL	SAUMLAKI		127,000
2824	TUAL	SEMARANG	via bnd,amb,bau,mks,sby,tep	719,000
2825	TUAL	SEMARANG	via bnd,amb,bau,mks,sby	596,000
2826	TUAL	SEMARANG	via sml,klb,kpg,lrk,lbj,bma,mks,btl	752,000
2827	TUAL	SORONG	via kmn,fak	284,000
2828	TUAL	SURABAYA	via bnd,amb,bau,mks	526,000
2829	TUAL	SURABAYA	via sml,bnd,amb,wnc,bau,mks,bma,bna	635,000
2830	TUAL	SURABAYA	via kmn,fak,srg,bbg,btg,bgi,bau,mks	653,000
2831	TUAL	TG.PRIOK	via bnd,amb,bau,mks,sby	647,000
2832	TUAL	TG.PRIOK	via sml,bnd,amb,wnc,bau,mks,bma,bna,sby	756,000
2833	TUAL	TIMIKA	via dbo	184,000
2834	TUAL	TIMIKA		184,000
2835	TUAL	WANCI	via sml,bnd,amb	450,000
2836	TUAL	AMAHAI	via lrt,saum,bnd	320,000
2837	TUAL	LARAT		75,000
2838	TUAL	SURABAYA	via saum,kbh,kpg,lrn,lbj,bma,mks,btl	722,000
2839	WAINGAPU	BENOA	via bma	280,000
2840	WAINGAPU	BIMA		82,000
2841	WAINGAPU	BIMA	via lbj	82,000
2842	WAINGAPU	ENDE		56,000
2843	WAINGAPU	KALABAHI	via lbj,bma,mks,syr,mrp,lrk	432,000
2844	WAINGAPU	KALABAHI	via end,kpg	195,000
2845	WAINGAPU	KALABAHI	via end,sbu,rte,kpg,lrk	255,000
2846	WAINGAPU	KUPANG	via end	191,000
2847	WAINGAPU	KUPANG	via end,sbu,rte	191,000
2848	WAINGAPU	LABUANBAJO		62,000
2849	WAINGAPU	LARANTUKA	via lbj,bma,mks,syr,mrp	388,000
2850	WAINGAPU	LARANTUKA	via end,kpg,klb	255,000
2851	WAINGAPU	LARANTUKA	via end,sbu,rte,kpg	195,000
2852	WAINGAPU	MAKASSAR	via lbj,bma	274,000
2853	WAINGAPU	MARAPOKOT	via lbj,bma,mks,syr	387,000
2854	WAINGAPU	ROTE	via end,sbu	168,000
2855	WAINGAPU	SABU	via end	125,000
2856	WAINGAPU	SELAYAR	via lbj,bma,mks	363,000
2857	WAINGAPU	SURABAYA	via bma,bna	378,000
2858	WAINGAPU	BADAS	via lbj	194,000
2859	WAINGAPU	ENDE		56,000
2860	WAINGAPU	LEMBAR		183,000
2861	WAINGAPU	SURABAYA	via lbr	291,000
2862	WANCI	AGATS	via amb,bnd,sml,tua,dbo,tmk	543,000
2863	WANCI	AMBON		187,000
2864	WANCI	BANDA	via amb	264,000
2865	WANCI	BAU-BAU		67,000
2866	WANCI	BENOA	via bau,mks,bma	423,000
2867	WANCI	BIMA	via bau,mks	348,000
2868	WANCI	DOBO	via amb,bnd,sml,tua	418,000
2869	WANCI	MAKASSAR	via bau	205,000

NO	TRAYEK			Tarif (Rp./Penumpang)
2870	WANCI	MERAUKE	via amb,bnd,sml,tua,dbo,tnk,agt	546,000
2871	WANCI	SAUMLAKI	via amb,bnd	397,000
2872	WANCI	SURABAYA	via bau,mks,bma,baa	422,000
2873	WANCI	TG.PRIOK	via bau,mks,bma,baa,sby	544,000
2874	WANCI	TMIKA	via amb,bnd,sml,tua,dbo	432,000
2875	WANCI	TUAL	via amb,bnd,sml	450,000
2876	WANCI	AMAHAI	via amb	223,000
2877	WANCI	LARAT	via amb,amh,bnd,saum	384,000
2878	WANCI	KOLAKA	via bau	133,000
2879	WANCI	BAJOE	via bau,kol	174,000
2880	WASIOR	AMBON	via mwr,src,fak	353,000
2881	WASIOR	BANGGAI	via mwr,src,tnt,btg	398,000
2882	WASIOR	BAU-BAU	via mwr,src,tnt,btg,bgi	540,000
2883	WASIOR	BAU-BAU	via mwr,src,fak,amb,nml	540,000
2884	WASIOR	BIAK	via nbr,sri	196,000
2885	WASIOR	BIAK	via nbr,sri,jpr	388,000
2886	WASIOR	BITUNG	via mwr,src,tnt	448,000
2887	WASIOR	FAK-FAK	via mwr,src	288,000
2888	WASIOR	JAYAPURA	via nbr,sri,bik	249,000
2889	WASIOR	JAYAPURA	via nbr	249,000
2890	WASIOR	JAYAPURA	via nbr,sri	249,000
2891	WASIOR	MAKASSAR	via mwr,src,tnt,btg,bgi,baa	636,000
2892	WASIOR	MAKASSAR	via mwr,src	636,000
2893	WASIOR	MAKASSAR	via mwr,src,fak,amb,nml,baa	636,000
2894	WASIOR	MANOKWARI		66,000
2895	WASIOR	NABIRE		70,000
2896	WASIOR	NAMLEA	via mwr,src,fak,amb	390,000
2897	WASIOR	SEMARANG	via mwr,src,mks,sby	699,000
2898	WASIOR	SERUI	via nbr	136,000
2899	WASIOR	SORONG	via mwr	193,000
2900	WASIOR	SURABAYA	via mwr,src,mks	699,000
2901	WASIOR	TERNATE	via mwr,src	369,000
2902	WASIOR	TG. PRIOK	via mwr,src,fak,amb,nml,baa,mks	899,000
2903	WASIOR	BACAN	via nbr,sri,biak,mwr,src	444,000
2904	WASIOR	KUPANG	via mnw,src,fak,amb	447,000
2905	WASIOR	LEWOLEBA	via mnw,src,fak,amb,kpg	483,000
2906	WASIOR	LARANTUKA	via mnw,src,fak,amb,kpg,lwb	492,000
2907	WASIOR	MAUMERE	via mnw,src,fak,amb,kpg,lwb,ltk	518,000

Sesuai dengan aslinya

Kepala Biro Hukum,



SRI LESTARI RAHAYU

Pembina Utama Muda (IV/c)
NIP. 19620620 198903 2 001

MENTERI PERHUBUNGAN

REPUBLIK INDONESIA,

td

IGNASIUS JONAN